




**NATIONAL TASK FORCE  
CORONAVIRUS DISEASE-2019  
SITUATIONAL REPORT NO. 863**

Issued on 1200H, 12 August 2022  
Report Coverage: 11 August 2022

---

**GLOBAL SITUATION**

The summary of total cases worldwide, countries, and territories affected:



Source: WHO Global Data as of 11 August 2022

**PHILIPPINE SITUATION**

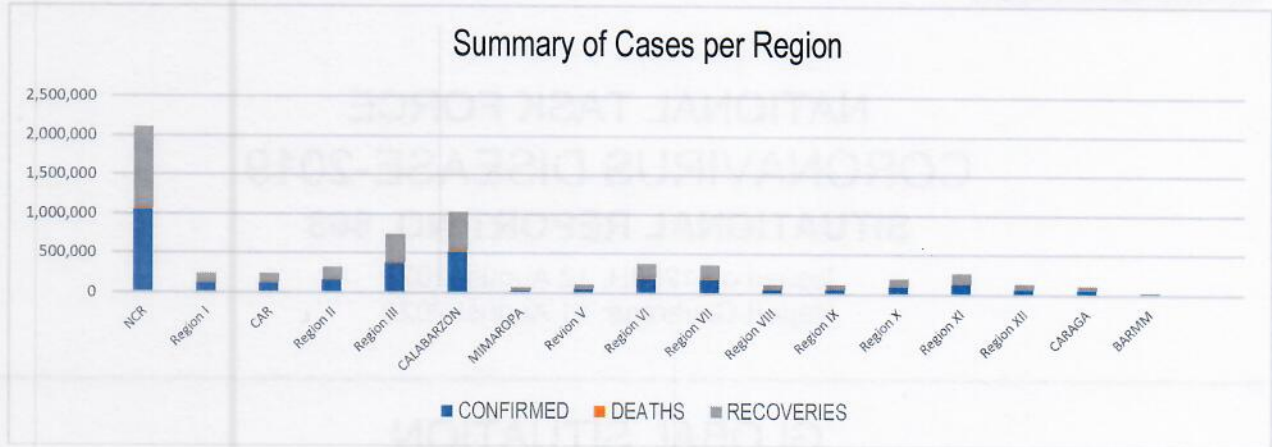
The summary of total cases, active cases, deaths and recoveries in the Philippines are as follows:

	TOTAL	NEW	remarks
Total Cases	<b>3,823,084</b>	+4,661	
Active Cases	<b>40,315</b>		
Deaths	<b>60,944</b>	+28	<b>1.6%</b> Case Fatality Rate
Recoveries	<b>3,721,825</b>	+2,223	<b>97.4%</b> Case Recovery Rate

Source: COVID-19 Tracker as of 12 August 2022 (<https://doh.gov.ph/covid19tracker>)

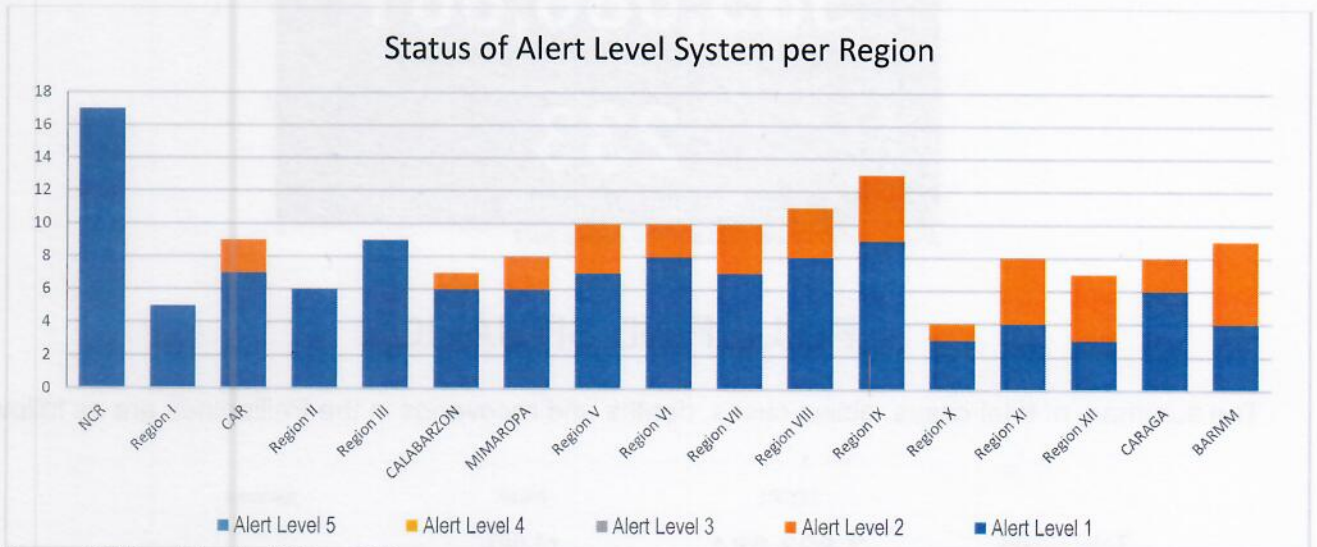
# CASES PER REGION

The summary of total cases, active cases, deaths and recoveries per Region are as follows:



# STATUS OF ALERT LEVEL SYSTEMS

The summary of Alert Level System as declared by the Interagency Task Force is as follows:



Source: IATF Resolution No. 169-A, s. 2022

Released by:

*Eugene F. Galang*  
**EUGENE F GALANG**  
 Duty Team Leader

**REFERENCES:** Reports from  
 World Health Organization  
 Office of Civil Defense  
 Department of Health

**NOTE:**  
 Other reports are available upon request



Republic of the Philippines  
 INTER-AGENCY TASK FORCE  
 FOR THE MANAGEMENT OF EMERGING INFECTIOUS DISEASE  
 NATIONAL TASK FORCE - COVID-19  
**TASK GROUP RESOURCE MANAGEMENT AND LOGISTICS**



**Situation Report**  
 As of 11 August 2022

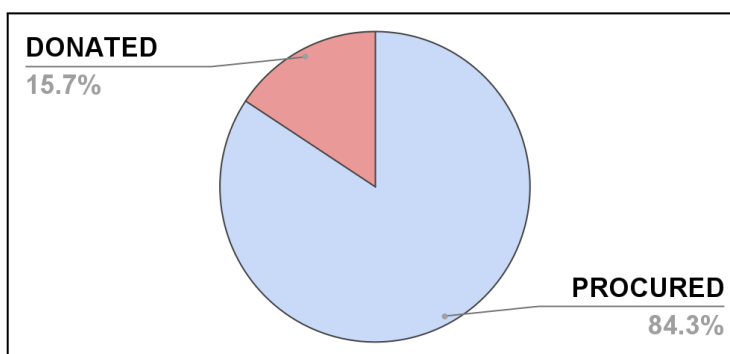
**I. DOH-OCD DISTRIBUTION OF SUPPLIES**

PARTICULARS	DISPATCHED (PROCURED)	DISPATCHED (DONATED)	DISPATCHED (TOTAL)
Protective Gown	5,509,879	181,635	5,691,514
Protective Suit (Clothing)	5,969,794	213,305	6,183,099
Masks (Surgical)	23,357,079	8,417,576	31,774,655
Head Cover	5,952,274	35,250	5,987,524
Shoe Cover	6,321,149	82,770	6,403,919
Gloves (Surgical)	14,307,812	1,175,900	15,483,712
Goggles	1,050,811	284,498	1,335,309
Masks (N95)	6,224,329	432,025	6,656,354
Masks (KN95)	2,986,742	793,648	3,780,390
Face Shield	4,797,169	468,827	5,265,996
Non-Invasive Ventilator	0	30	30
Alcohol (500ml)	12,608	46,832	59,440

Most distributed medical supply (Procured)	Surgical Mask (23,357,079) pieces
Most distributed medical supply (Donated)	Surgical Mask (8,417,576) pieces
Average Dispatch Percentage (Combined)	96.59%

**II. SUMMARY OF PROCURED AND DONATED ITEMS**

Total Items Dispatched	115,632,504 individual pieces
Total Procured Items Dispatched	97,467,814 individual pieces
Total Donated Items Dispatched	18,164,690 individual pieces



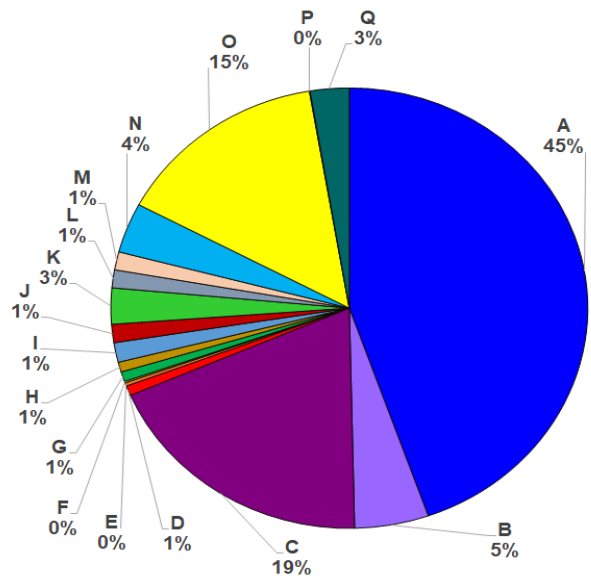
**III. STATUS OF PROCURED COVID-19 ANTIGEN KITS**

BATCH	TOTAL PROCURED	TOTAL DISPATCHED	BALANCE
BATCH 1 (ABBOTT)	500,000	500,000	0
		100.00%	0.00%
BATCH 2 (SD BIOSENSOR)	50,000	50,000	0
		100.00%	0.00%
BATCH 3 (RAPIGEN)	15,500	15,500	0
		100.00%	0.00%

**IV. DONATIONS MONITORING (as of 20 April 2021)**

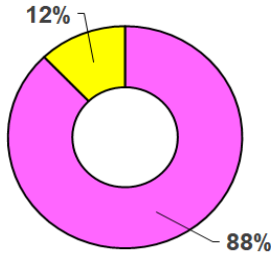
**A. Financial Donations Received by OCD**

A	AFP	P 16,901,934.27
B	ANONYMOUS	P 1,903,100.00
C	BJMP	P 7,151,337.94
D	DBM	P 273,170.00
E	DENR	P 88,500.00
F	DILG	P 45,000.00
G	DOE	P 273,165.10
H	DOJ	P 273,165.00
I	MALACAÑANG	P 546,330.20
J	MMDA	P 510,000.00
K	NICA	P 1,000,000.00
L	NSC	P 500,000.00
M	OCD	P 499,700.00
N	PHILIPPINE MARINE	P 1,390,350.00
O	PHILIPPINE NAVY	P 5,506,950.00
P	PRIVATE DONATIONS	P 15,000.00
Q	TRANSGLOBAL CONSOLIDATIONS	P 1,000,000.00



<b>DOMESTIC CASH DONATIONS RECEIVED BY OCD</b>
<b>PHP 37,877,702.51</b>

**B. Summary of Utilization for Cash Donations (as of 20 April 2021)**



Total Cash Donations Received by OCD	Php 37,877,702.51
Cash Donations Utilized	Php 33,279,155.13
Funds Available	Php 4,583,547.38

**C. Donations Summary**

	DOMESTIC DONATION	INTERNATIONAL DONATION	GRAND TOTAL
MEDICAL SUPPLIES AND EQUIPMENT	8743	561	9304
WATER AND FOOD ITEMS	1990	4	1994
NON-FOOD ITEMS	1404	32	1436
SERVICES	165	6	171
CASH	166	-	166
VARIOUS DONATIONS	137	24	161
OTHERS	37	-	37
VACCINES	12	8	20
RENTALS	3	-	3
<b>Total</b>	<b>12657</b>	<b>635</b>	<b>13292</b>

Prepared by:

*Jarold D. Matias*  
JAROLD D. MATIAS

Reviewed by:

*Jose Angelo A. Mangaoang*  
JOSE ANGELO A. MANGAOANG

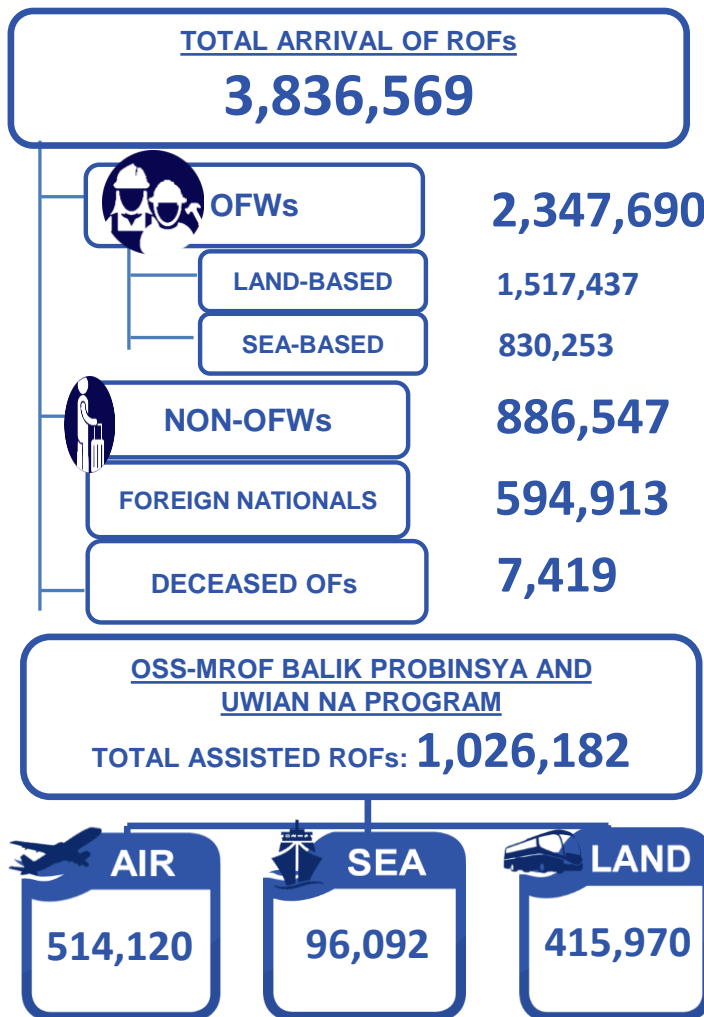
Approved by:

*Asec Bernardo Rafaelito R. Alejandro IV*  
ASEC BERNARDO RAFAELITO R. ALEJANDRO IV, CESO IV, MNSA  
Head, Task Group Resource Management and Logistics



## Task Group on Management of Returning Overseas Filipinos

Summary Report  
 11 August 2022




**OWWA COVID-19 RELATED ASSISTANCE TO OFWs**

RETURNED TO HOME REGIONS : 802,538  
 OFW KALINGA : 829,067

**TOTAL NO. OF RETURNING FILIPINOS FROM SABAH**  
 (As of 22 May 2021)

**3,289**

### HEALTH STATUS of ROFs





Task Group on Management of Returning Overseas Filipinos

TG-MROF Daily Operational Report as of 11 August 2022

ARRIVALS

TOTAL ARRIVAL ON AIRPORTS: 3,751,423																
ROFs	NINYO AQUINO INTERNATIONAL AIRPORT						CLARK INTERNATIONAL AIRPORT		MACTAN-CEBU INTERNATIONAL AIRPORT		LAOAG AIRPORT	DAVAO AIRPORT	SUBIC AIRPORT	BOHOL-PANGLAO AIRPORT	GRAND TOTAL ARRIVAL OF ROFs	
	Terminal 1 (23 April 2020 - 30 June 2022)		Terminal 2 (23 April 2020 - 30 June 2022)		Terminal 3 (08 July 2020 - 30 June 2022)		(05 June 2020 - 30 June 2022)		(28 June 2020 - 30 June 2022)		(18 June - 30 June 2022)	(27 June - 30 June 2022)	(18 June - 30 June 2022)	(Nov. 18 - 30 June 2022)		
	Now	Cumulative	Now	Cumulative	Now	Cumulative	Now	Cumulative	Now	Cumulative	Cumulative	Cumulative	Cumulative	Cumulative		
<b>SUBTOTAL</b>	<b>5,311</b>	<b>933,547</b>	<b>3,159</b>	<b>1,040,410</b>	<b>5,985</b>	<b>1,122,226</b>	<b>1,045</b>	<b>331,174</b>	<b>989</b>	<b>270,988</b>	<b>405</b>	<b>29,646</b>	<b>22,808</b>	<b>219</b>	<b>21,351</b>	<b>3,836,569</b>
<b>OFWs</b>	2,427	642,687	829	498,114	2,456	647,211	386	264,371	119	177,937	381	17,586	21,511	219	6,231	2,347,690
Land-based	2,265	515,064	545	303,495	1,969	416,504	267	161,649	101	83,563	352	16,620	20,036	154	5,147	1,517,437
Sea-based	162	127,623	284	194,619	487	230,707	119	102,722	18	94,374	29	966	1,475	11	1,084	830,253
<b>NON-OFWs</b>	<b>1,116</b>	<b>154,848</b>	<b>1,319</b>	<b>369,801</b>	<b>1,940</b>	<b>260,352</b>	<b>217</b>	<b>37,528</b>	<b>167</b>	<b>55,431</b>	<b>24</b>	<b>7,212</b>	<b>1,297</b>	<b>54</b>	<b>4,759</b>	<b>886,547</b>
Foreign Nationals	1,768	136,012	1,011	172,495	1,589	214,663	442	29,275	703	37,620	0	4,848	0	0	10,361	594,913
Deceased OFs	0	7,419													0	7,419

TOTAL ARRIVAL ON SEAPORTS: 77,727														
ROFs	MANILA		CEBU		SUBIC		BATAAN		TAWI-TAWI/ ZAMBOANGA		DAVAO		BATANGAS	
	Now	Cumulative	Now	Cumulative	Now	Cumulative	Now	Cumulative	Now	Cumulative	Now	Cumulative	Now	Cumulative
<b>SUBTOTAL</b>	<b>0</b>	<b>69,442</b>	<b>14</b>	<b>1,359</b>	<b>0</b>	<b>1,637</b>	<b>0</b>	<b>1,538</b>	<b>0</b>	<b>3,289</b>	<b>0</b>	<b>145</b>	<b>0</b>	<b>317</b>
<b>OFWs</b>	0	69,442	14	1,359	0	1,637	0	1,538	0	3,289	0	145	0	317
Sea-based	0	69,442	14	1,359	0	1,637	0	1,538	0	3,289	0	145	0	317

Sources: 1) OSS Report dated 30 June 2022, 2) BOQ Report No. 813 dated 11 August 2022, 3) BOQ Human Remains Report No. 754 dated 11 August 2022, and 4) OCD BARM Report dated 22 May 2021.

QUARANTINE

ROFs IN TREATMENT AND MONITORING FACILITIES								
No. of QFs	Confirmed Positive		Admitted		Recovered		Deaths	
	Now	Cumulative	Now	Cumulative	Now	Cumulative	Now	Cumulative
11	5	33,372	0	82	13	33,261	0	72

Source: 1) BOQ Report No. 813 dated 11 August 2022. (Note: Figures from previous reports may differ due to data verification process.)

OSS-MROF BALIK PROBINSYA & UWIAN NA PROGRAM (May 25, 2020 - June 30, 2022)

ROFs ASSISTED THRU THEIR DESTINATION	MODE OF TRANSPORTATION			GRAND TOTAL
	Air (NAIA T2)	Land (PITX)	Sea (N. Harbor)	
	Cumulative	Cumulative	Cumulative	
	514,120	415,970	96,092	1,026,182

Sources: 1) OSS Report as of 30 June 2022, 2) PITX Report (Uwian Na Program) dated 30 June 2022 and "DOTI (Hatid Tulog Program) Report dated 14 May 2021. \*Data starting from June 2 includes LSI and APOR. (Note: Figures from previous reports may differ due to data verification process.)

OWWA COVID-19 RELATED ASSISTANCE TO OFWs (March 2020 - November 2021)

Returned to Home Regions	802,538
OFW Kalinga	829,067

Source: 1) OWWA Monitoring Report dated November 2021.

REMAINS OF DECEASED OFs

COUNTRY	COUNTRY OF ORIGIN		CAUSE OF DEATH	
	NOW	CUMULATIVE	CUMULATIVE	
<b>TOTAL</b>	<b>0</b>	<b>7,419</b>		<b>7,419</b>
Saudi Arabia	0	798	COVID-19	647
USA	0	287		
United Arab Emirates	0	149	NON COVID-19	6,772
Qatar	0	67		
Kuwait	0	51		
Others	0	6,067		

Sources: 1) BOQ Human Remains Report No. 754 dated 11 August 2022. (Note: Figures from previous reports may differ due to data verification process.)

RETURNING FILIPINOS FROM SABAH

TOTAL NO. OF RETURNING FILIPINOS FROM SABAH:		3,289
First Batch	July 5, 2020	395
Second Batch	July 29, 2020	394
Third Batch	August 13, 2020	400
Fourth Batch	August 28, 2020	379
Fifth Batch	September 24, 2020	400
Sixth Batch	November 12, 2020	151
Seventh Batch	December 13-20, 2020	Failed deportation due to force majeure
Eighth Batch	March 7, 2021	316
Ninth Batch	April 17, 2021	358
Tenth Batch	May 22, 2021	496

As of June 21, 2021, **4,683** remaining Filipinos are still in Sabah for transfer.

Source: 1) OCD BARM Report dated 22 May 2021. (Note: Figures from previous reports may differ due to data verification process.)

Prepared by:	Reviewed by:	Approved by:
SGD MS. SHARMAIN B. TUYAY Technical Support	SGD MS. SUSANA E. QUIAMBAO Chief, Response and Operational Coordination Division	SGD DIR. HAMID T. BAYAO Director III, Operations Service

Republic of the Philippines  
Inter-Agency Task Force  
FOR THE MANAGEMENT OF EMERGENCY INFECTIOUS DISEASE  
NATIONAL TASK FORCE COVID-19  
**Task Group on Management of Returning Overseas Filipinos**

**NARRATIVE REPORT**  
**11 August 2022**

---

ACTIONS TAKEN: Management of Returning Overseas Filipinos (MROF)

The Task Group on Management of Returning Overseas Filipinos (TG-MROF) was created by the National Incident Command-National Task Force COVID 19 to solely cater to the medical and social needs of Returning Overseas Filipinos (ROFs). The TG-MROF in coordination with various government agencies, private entities, and other task groups created to respond with the prevailing crisis, regional task units, and local government agencies that are task to facilitate the safe return of the ROFs back to their home provinces.

**Members:** DND, DOTr, DOLE, DILG, DFA, DOT, DSWD, DOH, OCD, OWWA, BOQ, CAAP, MARINA, PCG, PNP and AFP

**ARRIVALS:** As of 30 June 2022, a total of **3,836,569 Returning Overseas Filipinos (ROFs)** arrived at the NAIA Terminals 1, 2, and 3, Clark International Airport, Mactan-Cebu International Airport, Laoag International Airport, South Harbor, Subic, Bataan, Zamboanga, and Batangas Port. Of which, a total of **2,347,690** are **OFWs** (**1,517,437** are **land-based** and **830,253** are **sea-based**) and **886,547** are **non-OFWs** including **594,913 Foreign Nationals**.

A total of **7,419 deceased ROFs** had arrived in the country from 07 July 2020 – 11 August 2022. Of which, **647** died due to COVID-19.

**QUARANTINE:** As of 11 August 2022, a total of **33,372** ROFs were confirmed positive with COVID-19. Of which, **82** are admitted at **11** quarantine facilities, **33,261** were able to recover and **72** died.

**OSS-MROF BALIK PROBINSYA AND UWIAN NA PROGRAM:** As of 30 June 2022, a total of **1,026,182** ROFs were assisted back to their home provinces. Of which, **415,970** were assisted by land, **514,120** by air, and **96,092** by sea.

**OWWA COVID-19 RELATED ASSISTANCE TO OFWs:** From March 2020 to 10 October, 2021, a total of **829,067** OFWs were assisted by OWWA on their “Returned to Home Regions” program and **801,037** OFWs are also assisted through “OFW Kalinga” program.

**RETURNING FILIPINOS (REFs) from SABAH:** As of 22 May 2021, a total of **3,289** REFs from Sabah had arrived in the country. While as of 21 June 2021, a total of **4,683** remaining Filipinos are still in Sabah for transfer.

Prepared by:

**SGD**  
**SHARMAIN B. TUYAY**  
Technical Support

Reviewed by:

**SGD**  
**MS. SUSANA E. QUIAMBAO**  
Chief, Response and Operational Coordination Division

Approved by:

**SGD**  
**DIR. HAMID T. BAYAO**  
Director III, Operations Service