



REPUBLIC OF THE PHILIPPINES
NATIONAL DISASTER RISK REDUCTION AND MANAGEMENT COUNCIL

National Disaster Risk Reduction and Management Center, Camp Aguinaldo, Quezon City, Philippines

NATIONAL TASK FORCE
CORONAVIRUS DISEASE-2019
SITUATIONAL REPORT NO. 873

Issued on 1200H, 22 August 2022

Report Coverage: 21 August 2022

GLOBAL SITUATION

The summary of total cases worldwide, countries, and territories affected:

591,683,619

Total Cases Worldwide

233

Countries and Territories Affected

Source: WHO Global Data as of 19 August 2022

PHILIPPINE SITUATION

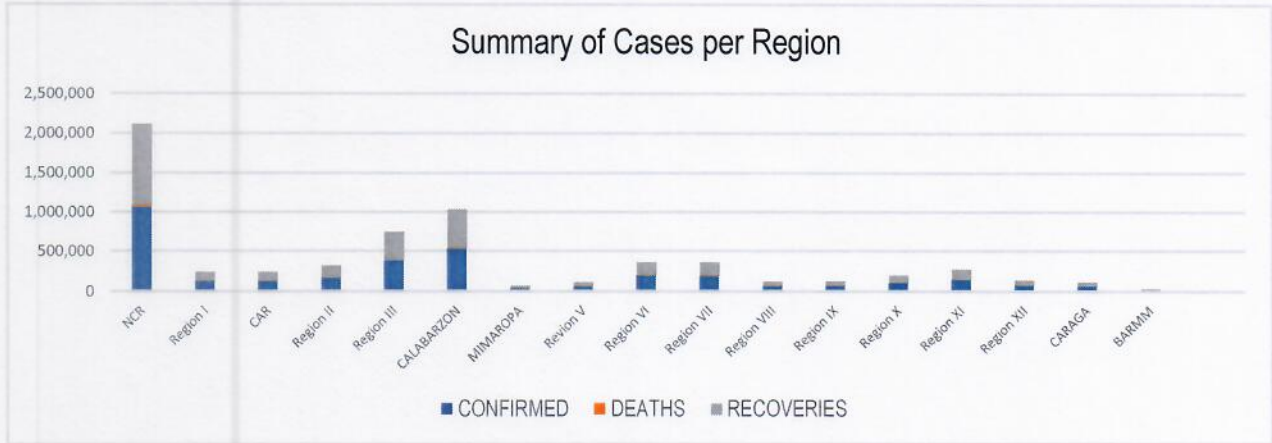
The summary of total cases, active cases, deaths and recoveries in the Philippines are as follows:

| | TOTAL | NEW | remarks |
|--------------|------------------|--------|---------------------------------|
| Total Cases | 3,858,838 | +3,077 | |
| Active Cases | 33,774 | | |
| Deaths | 61,386 | +29 | 1.6% Case Fatality Rate |
| Recoveries | 3,763,678 | +4,502 | 97.5% Case Recovery Rate |

Source: COVID-19 Tracker as of 22 August 2022 (<https://doh.gov.ph/covid19tracker>)

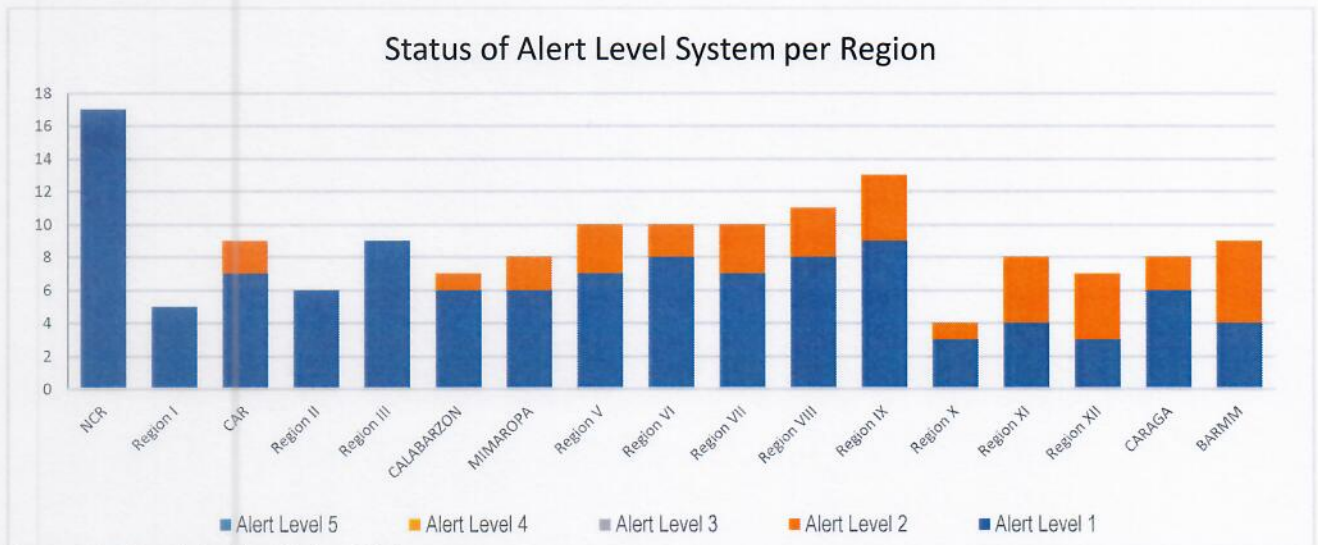
CASES PER REGION

The summary of total cases, active cases, deaths and recoveries per Region are as follows:



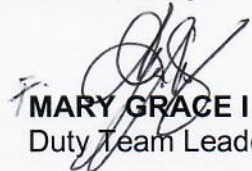
STATUS OF ALERT LEVEL SYSTEMS

The summary of Alert Level System as declared by the Interagency Task Force is as follows:



Source: IATF Resolution No. 169-A, s. 2022

Released by:


MARY GRACE I SOMIDO
 Duty Team Leader

REFERENCES: Reports from
 World Health Organization
 Office of Civil Defense
 Department of Health

NOTE:
 Other reports are available upon request



Republic of the Philippines
INTER-AGENCY TASK FORCE
FOR THE MANAGEMENT OF EMERGING INFECTIOUS DISEASE
NATIONAL TASK FORCE - COVID-19
TASK GROUP RESOURCE MANAGEMENT AND LOGISTICS



Situation Report
As of 22 August 2022

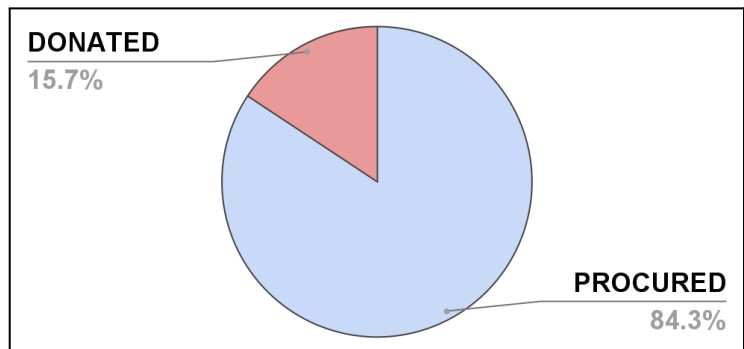
I. DOH-OCD DISTRIBUTION OF SUPPLIES

| PARTICULARS | DISPATCHED (PROCURED) | DISPATCHED (DONATED) | DISPATCHED (TOTAL) |
|----------------------------|-----------------------|----------------------|--------------------|
| Protective Gown | 5,509,879 | 181,635 | 5,691,514 |
| Protective Suit (Clothing) | 5,969,794 | 213,305 | 6,183,099 |
| Masks (Surgical) | 23,357,079 | 8,417,576 | 31,774,655 |
| Head Cover | 5,952,274 | 35,250 | 5,987,524 |
| Shoe Cover | 6,321,149 | 82,770 | 6,403,919 |
| Gloves (Surgical) | 14,307,812 | 1,175,900 | 15,483,712 |
| Goggles | 1,050,811 | 284,498 | 1,335,309 |
| Masks (N95) | 6,224,329 | 432,025 | 6,656,354 |
| Masks (KN95) | 2,986,742 | 793,648 | 3,780,390 |
| Face Shield | 4,797,169 | 468,827 | 5,265,996 |
| Non-Invasive Ventilator | 0 | 30 | 30 |
| Alcohol (500ml) | 12,608 | 46,832 | 59,440 |

| | |
|--|-----------------------------------|
| Most distributed medical supply (Procured) | Surgical Mask (23,357,079) pieces |
| Most distributed medical supply (Donated) | Surgical Mask (8,417,576) pieces |
| Average Dispatch Percentage (Combined) | 96.59% |

II. SUMMARY OF PROCURED AND DONATED ITEMS

| | |
|---------------------------------|-------------------------------|
| Total Items Dispatched | 115,632,504 individual pieces |
| Total Procured Items Dispatched | 97,467,814 individual pieces |
| Total Donated Items Dispatched | 18,164,690 individual pieces |



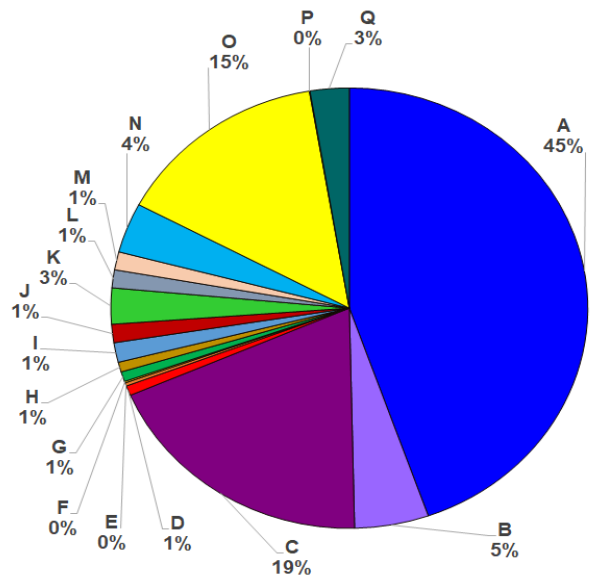
III. STATUS OF PROCURED COVID-19 ANTIGEN KITS

| BATCH | TOTAL PROCURED | TOTAL DISPATCHED | BALANCE |
|------------------------|----------------|------------------|---------|
| BATCH 1 (ABBOTT) | 500,000 | 500,000 | 0 |
| | | 100.00% | 0.00% |
| BATCH 2 (SD BIOSENSOR) | 50,000 | 50,000 | 0 |
| | | 100.00% | 0.00% |
| BATCH 3 (RAPIGEN) | 15,500 | 15,500 | 0 |
| | | 100.00% | 0.00% |

IV. DONATIONS MONITORING (as of 20 April 2021)

A. Financial Donations Received by OCD

| | | |
|---|----------------------------|-----------------|
| A | AFP | P 16,901,934.27 |
| B | ANONYMOUS | P 1,903,100.00 |
| C | BJMP | P 7,151,337.94 |
| D | DBM | P 273,170.00 |
| E | DENR | P 88,500.00 |
| F | DILG | P 45,000.00 |
| G | DOE | P 273,165.10 |
| H | DOJ | P 273,165.00 |
| I | MALACAÑANG | P 546,330.20 |
| J | MMDA | P 510,000.00 |
| K | NICA | P 1,000,000.00 |
| L | NSC | P 500,000.00 |
| M | OCD | P 499,700.00 |
| N | PHILIPPINE MARINE | P 1,390,350.00 |
| O | PHILIPPINE NAVY | P 5,506,950.00 |
| P | PRIVATE DONATIONS | P 15,000.00 |
| Q | TRANSGLOBAL CONSOLIDATIONS | P 1,000,000.00 |



| |
|--|
| DOMESTIC CASH DONATIONS RECEIVED BY OCD |
| PHP 37,877,702.51 |

B. Summary of Utilization for Cash Donations (as of 20 April 2021)



| | |
|--------------------------------------|-------------------|
| Total Cash Donations Received by OCD | Php 37,877,702.51 |
| Cash Donations Utilized | Php 33,279,155.13 |
| Funds Available | Php 4,583,547.38 |

C. Donations Summary

| | DOMESTIC DONATION | INTERNATIONAL DONATION | GRAND TOTAL |
|--------------------------------|-------------------|------------------------|--------------|
| MEDICAL SUPPLIES AND EQUIPMENT | 8743 | 561 | 9304 |
| WATER AND FOOD ITEMS | 1990 | 4 | 1994 |
| NON-FOOD ITEMS | 1404 | 32 | 1436 |
| SERVICES | 165 | 6 | 171 |
| CASH | 166 | - | 166 |
| VARIOUS DONATIONS | 137 | 24 | 161 |
| OTHERS | 37 | - | 37 |
| VACCINES | 12 | 8 | 20 |
| RENTALS | 3 | - | 3 |
| Total | 12657 | 635 | 13292 |

Prepared by:


JAROLD D. MATIAS

Reviewed by:


JOSE ANGELO A. MANGAOANG

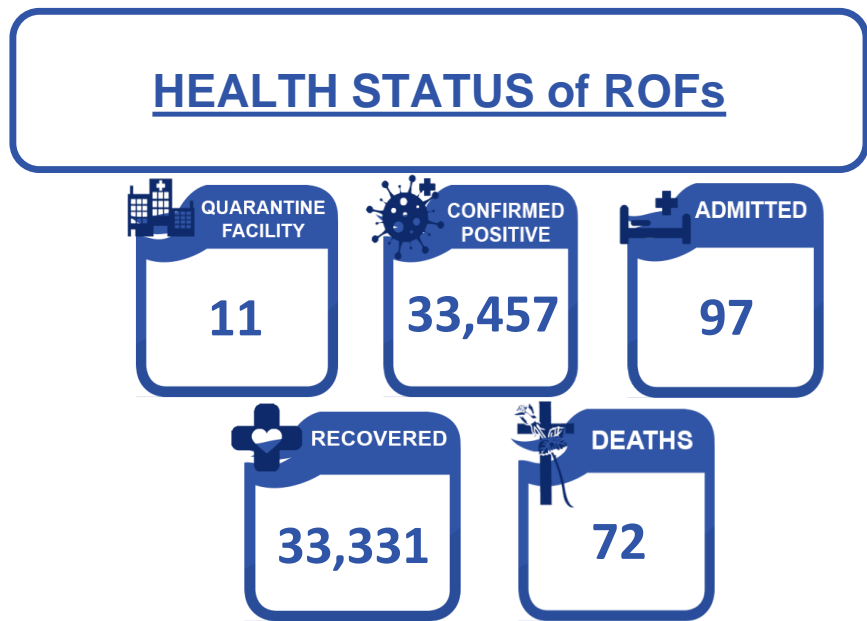
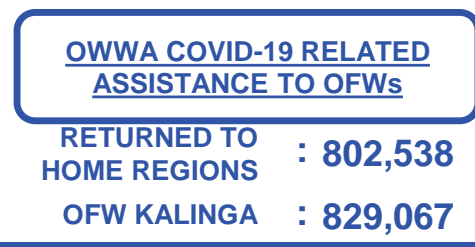
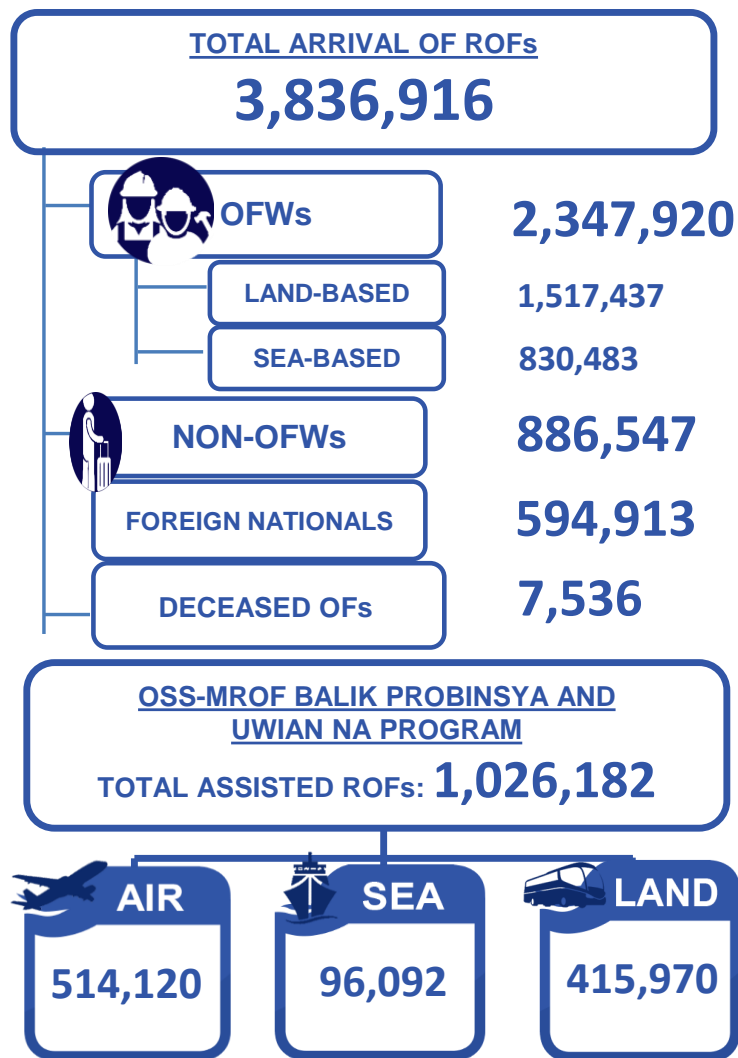
Approved by:


ASEC BERNARDO RAFAELITO RALEJANDRO IV, CESO IV, MNSA
Head, Task Group Resource Management and Logistics



Task Group on Management of Returning Overseas Filipinos

Summary Report
 21 August 2022





Republic of the Philippines
INTER-AGENCY TASK FORCE
FOR THE MANAGEMENT OF EMERGING INFECTIOUS DISEASE
NATIONAL TASK FORCE AGAINST COVID-19



Task Group on Management of Returning Overseas Filipinos

TG-MROF Daily Operational Report as of 21 August 2022

ARRIVALS

| ROFs | TOTAL ARRIVAL ON AIRPORTS: 3,751,423 | | | | | | | | | | | | | | | GRAND TOTAL ARRIVAL OF ROFs | |
|--------------------------|--|----------------|--|------------------|---|------------------|-------------------------------|----------------|-----------------------------------|----------------|--------------------------|--------------------------|--------------------------|--------------------------|---------------|-----------------------------|--|
| | NINYO AQUINO INTERNATIONAL AIRPORT | | | | | | CLARK INTERNATIONAL AIRPORT | | MACTAN-CEBU INTERNATIONAL AIRPORT | | LAOAG AIRPORT | DAVAO AIRPORT | SUBIC AIRPORT | BOHOL-PANGLAO AIRPORT | | | |
| | Terminal 1 (23 April 2020 - 30 June 2022) | | Terminal 2 (23 April 2020 - 30 June 2022) | | Terminal 3 (08 July 2020 - 30 June 2022) | | (05 June 2020 - 30 June 2022) | | (28 June 2020 - 30 June 2022) | | (18 June - 30 June 2022) | (27 June - 30 June 2022) | (18 June - 30 June 2022) | (Nov. 18 - 30 June 2022) | | | |
| | Now | Cumulative | Now | Cumulative | Now | Cumulative | Now | Cumulative | Now | Cumulative | Cumulative | Cumulative | Cumulative | Cumulative | Now | | |
| SUBTOTAL | 5,311 | 933,547 | 3,159 | 1,040,410 | 5,985 | 1,122,226 | 1,045 | 331,174 | 989 | 270,988 | 405 | 29,646 | 22,808 | 219 | 21,370 | 3,836,916 | |
| OFWs | 2,427 | 642,687 | 829 | 498,114 | 2,456 | 647,211 | 386 | 264,371 | 119 | 177,937 | 381 | 17,586 | 21,511 | 219 | 6,217 | 2,347,920 | |
| Land-based | 2,265 | 515,064 | 545 | 303,495 | 1,969 | 416,504 | 267 | 161,649 | 101 | 83,563 | 352 | 16,620 | 20,036 | 154 | 5,147 | 1,517,437 | |
| Sea-based | 162 | 127,623 | 284 | 194,619 | 487 | 230,707 | 119 | 102,722 | 18 | 94,374 | 29 | 966 | 1,475 | 11 | 1,070 | 830,483 | |
| NON-OFWs | 1,116 | 154,848 | 1,319 | 369,801 | 1,940 | 260,352 | 217 | 37,528 | 167 | 55,431 | 24 | 7,212 | 1,297 | 54 | 4,759 | 886,547 | |
| Foreign Nationals | 1,768 | 136,012 | 1,011 | 172,495 | 1,589 | 214,663 | 442 | 29,275 | 703 | 37,620 | 0 | 4,848 | 0 | 0 | 10,361 | 594,913 | |
| Deceased OFs | 33 | 7,536 | | | | | | | | | | | | | 33 | 7,536 | |

| ROFs | TOTAL ARRIVAL ON SEAPORTS: 77,957 | | | | | | | | | | | | | |
|-----------------|-----------------------------------|------------|------|------------|-------|------------|--------|------------|---------------------|------------|-------|------------|----------|------------|
| | MANILA | | CEBU | | SUBIC | | BATAAN | | TAWU-TAWU ZAMBOANGA | | DAVAO | | BATANGAS | |
| | Now | Cumulative | Now | Cumulative | Now | Cumulative | Now | Cumulative | Now | Cumulative | Now | Cumulative | Now | Cumulative |
| SUBTOTAL | 0 | 69,648 | 0 | 1,379 | 0 | 1,641 | 0 | 1,538 | 0 | 3,289 | 0 | 145 | 0 | 317 |
| OFWs | 0 | 69,648 | 0 | 1,379 | 0 | 1,641 | 0 | 1,538 | 0 | 3,289 | 0 | 145 | 0 | 317 |
| Sea-based | 0 | 69,648 | 0 | 1,379 | 0 | 1,641 | 0 | 1,538 | 0 | 3,289 | 0 | 145 | 0 | 317 |

Sources: 1) OSS Report dated 30 June 2022, 2) BOQ Report No. 823 dated 21 August 2022, 3) BOQ Human Remains Report No. 764 dated 21 August 2022, and 4) OCD BARM Report dated 22 May 2021.

QUARANTINE

| No. of QFs | ROFs IN TREATMENT AND MONITORING FACILITIES | | | | | | | |
|------------|---|------------|----------|------------|-----------|------------|--------|------------|
| | Confirmed Positive | | Admitted | | Recovered | | Deaths | |
| | Now | Cumulative | Now | Cumulative | Now | Cumulative | Now | Cumulative |
| 4 | 23 | 33,457 | 10 | 97 | 13 | 33,331 | 0 | 72 |

Sources: 1) BOQ Report No. 823 dated 21 August 2022. (Note: Figures from previous reports may differ due to data verification process.)

OSS-MROF BALIK PROBINSYA & UWIAN NA PROGRAM
(May 25, 2020 - June 30, 2022)

| ROFs ASSISTED THRU THEIR DESTINATION | MODE OF TRANSPORTATION | | | GRAND TOTAL |
|--------------------------------------|------------------------|-------------|-----------------|-------------|
| | Air (NAIA T2) | Land (PITX) | Sea (N. Harbor) | |
| | Cumulative | Cumulative | Cumulative | |
| | 514,120 | 415,970 | 96,092 | 1,026,182 |

Sources: 1) OSS Report as of 30 June 2022, 2) PITX Report (Uwian Na Program) dated 30 June 2022 and "DOT" (Haldit Tulung Program) Report dated 14 May 2021. *Data starting from June 2 includes LSI and APOR.
(Note: Figures from previous reports may differ due to data verification process.)

RETURNING FILIPINOS FROM SABAH

| TOTAL NO. OF RETURNING FILIPINOS FROM SABAH: | | 3,289 |
|--|----------------------|---|
| First Batch | July 5, 2020 | 395 |
| Second Batch | July 29, 2020 | 394 |
| Third Batch | August 13, 2020 | 400 |
| Fourth Batch | August 28, 2020 | 379 |
| Fifth Batch | September 24, 2020 | 400 |
| Sixth Batch | November 12, 2020 | 151 |
| Seventh Batch | December 13-20, 2020 | Failed deportation due to force majeure |
| Eighth Batch | March 7, 2021 | 316 |
| Ninth Batch | April 17, 2021 | 358 |
| Tenth Batch | May 22, 2021 | 496 |

As of June 21, 2021, 4,683 remaining Filipinos are still in Sabah for transfer.

Sources: 1) OCD BARM Report dated 22 May 2021. (Note: Figures from previous reports may differ due to data verification process.)

OWWA COVID-19 RELATED ASSISTANCE TO OFWs
(March 2020 - November 2021)

| | |
|--------------------------|---------|
| Returned to Home Regions | 802,538 |
| OFW Kalinga | 829,067 |

Sources: 1) OWWA Monitoring Report dated November 2021.

REMAINS OF DECEASED OFs

| COUNTRY | COUNTRY OF ORIGIN | | CAUSE OF DEATH | |
|----------------------|-------------------|--------------|----------------|--------------|
| | NOW | CUMULATIVE | CUMULATIVE | |
| TOTAL | 33 | 7,536 | | 7,536 |
| Saudi Arabia | 0 | 798 | COVID-19 | 647 |
| USA | 0 | 287 | | |
| United Arab Emirates | 0 | 149 | NON COVID-19 | 6,889 |
| Qatar | 0 | 67 | | |
| Kuwait | 0 | 51 | | |
| Others | 33 | 6,184 | | |

Sources: 1) BOQ Human Remains Report No. 764 dated 21 August 2022. (Note: Figures from previous reports may differ due to data verification process.)

| | | |
|---|--|--|
| Prepared by: | Reviewed by: | Approved by: |
| SGD MS. ARIANNE JEWEL G. PEROLA Technical Support | SGD MS. SUSANA E. QUIAMBAO Chief, Response and Operational Coordination Division | SGD DIR. HAMID T. BAYAO Director III, Operations Service |

Republic of the Philippines
Inter-Agency Task Force
FOR THE MANAGEMENT OF EMERGENCY INFECTIOUS DISEASE
NATIONAL TASK FORCE COVID-19
Task Group on Management of Returning Overseas Filipinos

NARRATIVE REPORT
21 August 2022

ACTIONS TAKEN: Management of Returning Overseas Filipinos (MROF)

The Task Group on Management of Returning Overseas Filipinos (TG-MROF) was created by the National Incident Command-National Task Force COVID 19 to solely cater to the medical and social needs of Returning Overseas Filipinos (ROFs). The TG-MROF in coordination with various government agencies, private entities, and other task groups created to respond with the prevailing crisis, regional task units, and local government agencies that are task to facilitate the safe return of the ROFs back to their home provinces.

Members: DND, DOTr, DOLE, DILG, DFA, DOT, DSWD, DOH, OCD, OWWA, BOQ, CAAP, MARINA, PCG, PNP and AFP

ARRIVALS: As of 30 June 2022, a total of **3,836,916 Returning Overseas Filipinos (ROFs)** arrived at the NAIA Terminals 1, 2, and 3, Clark International Airport, Mactan-Cebu International Airport, Laoag International Airport, South Harbor, Subic, Bataan, Zamboanga, and Batangas Port. Of which, a total of **2,347,920** are **OFWs** (**1,517,437** are **land-based** and **830,483** are **sea-based**) and **886,547** are **non-OFWs** including **594,913 Foreign Nationals**.

A total of **7,536 deceased ROFs** had arrived in the country from 07 July 2020 – 21 August 2022. Of which, **647** died due to COVID-19.

QUARANTINE: As of 21 August 2022, a total of **33,457** ROFs were confirmed positive with COVID-19. Of which, **97** are admitted at **4** quarantine facilities, **33,331** were able to recover and **72** died.

OSS-MROF BALIK PROBINSYA AND UWIAN NA PROGRAM: As of 30 June 2022, a total of **1,026,182** ROFs were assisted back to their home provinces. Of which, **415,970** were assisted by land, **514,120** by air, and **96,092** by sea.

OWWA COVID-19 RELATED ASSISTANCE TO OFWs: From March 2020 to 10 October, 2021, a total of **829,067** OFWs were assisted by OWWA on their “Returned to Home Regions” program and **801,037** OFWs are also assisted through “OFW Kalinga” program.

RETURNING FILIPINOS (REFs) from SABAH: As of 22 May 2021, a total of **3,289** REFs from Sabah had arrived in the country. While as of 21 June 2021, a total of **4,683** remaining Filipinos are still in Sabah for transfer.

Prepared by:

SGD
ARIANNE JEWEL G. PEROLA
Technical Support

Reviewed by:

SGD
MS. SUSANA E. QUIAMBAO
Chief, Response and Operational Coordination Division

Approved by:

SGD
DIR. HAMID T. BAYAO
Director III, Operations Service