



NATIONAL TASK FORCE CORONAVIRUS DISEASE-2019 SITUATION REPORT NO. 23

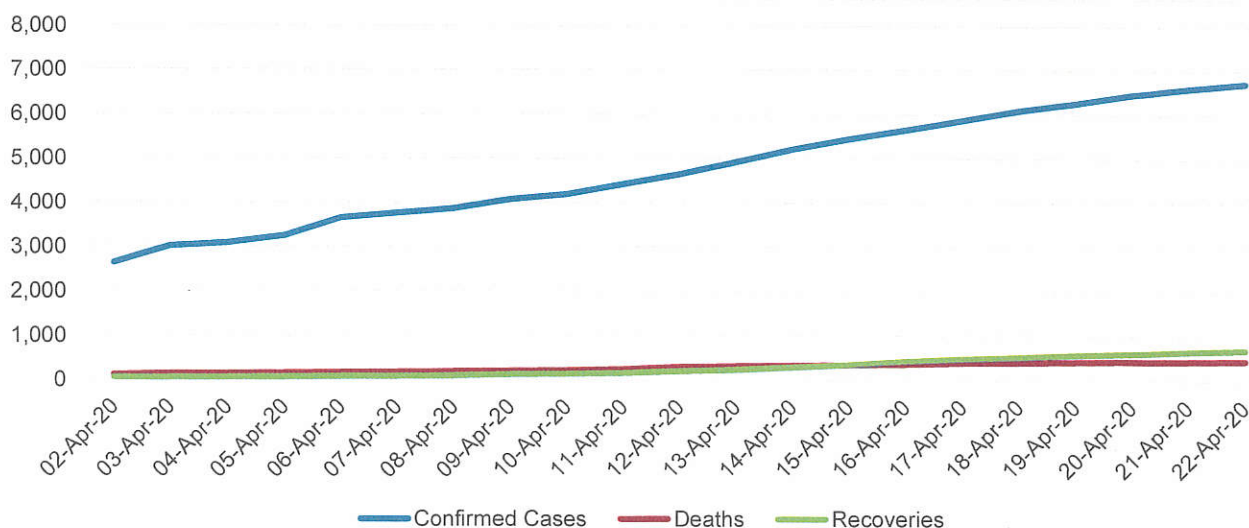
As of 23 April 2020, 1600H
 Report Coverage: 22 1600H April 2020 to 23 1600H April 2020

GLOBAL SITUATION

ASEAN					WORLDWIDE	OVERSEAS FILIPINOS		
	Country	Confirmed Cases	Population	% Confirmed				
1st	Singapore	10,141	5,850,342	0.173%	2,637,727 Total Cases	AMERICAS	279	
2nd	Brunei	138	437,479	0.032%		ASIA AND THE PACIFIC	299	
3rd	Malaysia	5,532	32,365,999	0.017%		EUROPE	374	
4th	Philippines	6,710	109,581,078	0.006%		MIDDLE EAST AND AFRICA	162	
5th	Thailand	2,826	69,799,978	0.004%		210 Countries and Territories Affected	TOTAL CASES	1,114
6th	Indonesia	7,418	273,523,615	0.003%				
7th	Cambodia	122	16,718,965	0.001%				
8th	Vietnam	268	97,338,579	0.000%				
9th	Myanmar	127	54,409,800	0.000%				
10th	Lao PDR	19	7,275,560	0.000%				
TOTAL CASES		33,301	667,301,395	0.005%				

PHILIPPINE SITUATION

	NUMBER OF CASES	% INCREASE	
		NEW	Data gathering ongoing
👁️ PERSONS UNDER MONITORING (PUMs)	NEW		Data gathering ongoing
	TOTAL	148,321	Data gathering ongoing
🔍 PERSONS UNDER INVESTIGATION (PUIs)	NEW		Data gathering ongoing
	TOTAL	12,373	Data gathering ongoing
📄 CONFIRMED	NEW	111	79%
	TOTAL	6,710	2%
⦿ DEATHS	NEW	9	100%
	TOTAL	446	2%
⊕ RECOVERIES	NEW	39	95%
	TOTAL	693	6%



ACTIVATION OF INCIDENT COMMAND SYSTEM

Incident Command System (ICS) is an on-scene disaster response mechanism that is used to manage hazards and other consequences associated with COVID-19. For this purpose, an Incident Management Team (IMT) is organized to oversee the implementation of ICS at the tactical level. The number of IMTs organized are as follows:


NCR	LUZON	VISAYAS	MINDANAO
Data gathering ongoing	Data gathering ongoing	7	48

ACTIONS TAKEN: RESPONSE OPERATIONS

The Task Group Response Operations is organized under the leadership of the Department of Health (DOH). The critical tasks of the Task Group, among others, are to identify, screen and assist suspected or confirmed COVID-19 patients, provide necessary treatment, implement preventive measures, implement community quarantine regulations, maintain peace and order, provide emergency relief to affected population, and undertake proper disposal of cadavers.

Members: DA, DBM, DILG, DFA, DOF, DOH, DOST, DOT, DTI, DOTR, DOLE, DSWD, NEDA, NFA, OCD, OWWA, POEA, AFP, BFP, PCG, PNP

Regional and Local Response Clusters: Health, Law and Order, Food and Non-Food Items, Governance, Management of the Dead



HEALTH

Treatment facilities in operation: Data gathering ongoing

Quarantine facilities in operation: **1,618**

Total Barangay Health Emergency Response Teams organized: **42,534**

Total recoveries for Overseas Filipinos:

- Americas: 69
- Asia and the Pacific: **191**
- Europe: **31**
- Middle East and Africa: 4

Total Overseas Filipinos repatriated: **17,998**

Quarantine Control Points:


- Operated by PNP: **1,852**
- Operated by Joint Task Force Shield: **2,250**
- Operated at airports: 94
- Operated at sea ports: 489

Maintenance of Law and Order:


- Total curfew violators: **150,039**
- Total individuals arrested for hoarding/ profiteering/ price manipulation: **738**
- Total violators of public utility vehicles: **9,470**

Capacities for management of the dead:

- No. of Funeral Facilities: 2,047
- No. of Burial Sites: Data gathering ongoing



LAW AND ORDER



MITIGATION

Total COVID-19 tests conducted: **62,475**

Total individuals tested: **58,072**

- Positive: **7,797**
- Negative: **53,147**
- Equivocal: **40**

Social Amelioration Program:

- Total expenditures: Php **25,783,313,950.00**
- Total families served: **5,365,176**

DSWD Program

- Total relief assistance provided: Php **7,662,537,704.89**
- Total family food packs distributed: **491,866**
- Total non-food items available: **378,844**
- Total Assistance to Individuals in Crisis Situation (AICS): Php **91,851,671.91**

ACTIONS TAKEN: RESOURCE MANAGEMENT & LOGISTICS

The Task Group Resource Management and Logistics is organized under the leadership of the Department of Social Welfare and Development (DSWD). The critical tasks of the Task Group, among others, are to ensure availability of resources, supplies, and facilities for response operations, identify quarantine and treatment facilities and locations, and formulate economic plans, programs, and projects to cope with the impacts.

Members: DBM, DENR, DFA, DICT, DILG, DOF, DOH, DOLE, DOTR, DSWD, DTI, DICT, NEDA, OCD, BFAR, AFP, BFP, PCG, PNP

Total transportation assets:

- Land: **1,380**
- Sea: **71**
- Air: **4**

Total inventory of medical supplies:

Supplies	Have
PPE	2,858
Testing kits	10,002
Masks (Surgical)	940,637
Masks (N95)	10,317
Masks (KN95)	67,357

Other supplies not reflected: alcohol, rice, water bottles, folding beds, rain coats, etc.

Total donations received for distribution:

- PPE: **2,858**
- Testing kits: **3,002**
- Masks (Surgical): **933,737**
- Masks (N95): **9,767**
- Masks (KN95): **67,357**

Complete report on donations available at <http://ndrrmc.gov.ph/>



ACTIONS TAKEN: STRATEGIC COMMUNICATIONS

The Task Group Strategic Communications has been organized under the leadership of the Office of the Cabinet Secretary (OCS). The critical tasks of the Task Group, among others, are to disseminate appropriate, accurate and timely messages utilizing all available platforms, manage “infodemics”, implement measures to cultivate the adoption of desired public behavior, and address local “fake news” and other falsified information.

Members: OCS, OPAPP, PCOO, DICT, DILG, DOH, OCD

Regional and Local Response Cluster: Crisis Communication



Total Social Media Postings: **51**
 Total number of press releases: **9**
 Total number of press statements: **1**
 People reached: **541,726**

Common themes for strategic communication:

- Highlights and milestones of response efforts
- Call for support from non-government and private stakeholders
- Practical tips for Filipino families
- Distribution of donations
- Corrections on false information

WAYS AHEAD

Data inventory is currently ongoing due to transition to new format of the NDRRMC-NTF Situation Report. Further, data from the Regional and Local Task Forces COVID-19 are currently undergoing validation and consolidation.


UNDERSECRETARY RICARDO B JALAD
 Executive Director, NDRRMC and
 Administrator, OCD

ANNEXES

Breakdown of COVID-19 Cases per Region

NOTE: Other reports are available upon request.

REFERENCES

Worldometers (worldometers.info)
 World Health Organization Situation Report
 Department of Health COVID-Tracker; DOH Situation Report as of 22 April 2020
 Task Group (TG) Reports

BREAKDOWN OF COVID-19 CASES PER REGION

PROVINCE/ CHARTERED CITY	PERSONS UNDER MONITORING	SUSPECTED	PROBABLE	CONFIRMED	DEATHS	RECOVERIES
NCR						
o Caloocan	-	167	42	148	23	19
o Malabon	-	120	117	31	7	5
o Valenzuela	-	70	0	80	6	7
o Navotas	-	29	64	25	6	0
o Pasig	-	118	46	266	45	51
o Pateros	-	55	0	20	4	5
o Marikina	-	18	1	97	18	15
o Taguig	-	1,125	0	197	15	24
o Quezon City	-	196	0	1,067	98	103
o Manila	-	673	1	519	53	63
o Makati	-	197	61	276	31	59
o Mandaluyong	-	711	0	317	29	40
o San Juan	-	279	0	200	34	40
o Muntlupa	-	21	331	129	18	18
o Parañaque	-	466	631	396	29	50
o Las Piñas	-	48	6	122	9	14
o Pasay City	-	109	13	146	18	22
TOTAL	-	4,402	1,313	4,036	443	535
CAR						
o Abra	110	4	0	3	0	3
o Apayao	92	11	0	0	0	0
o Baguio City	683	181	0	18	1	11
o Benguet	3,846	104	0	4	0	3
o Ifugao	71	1	0	0	0	0
o Kalinga	34	0	0	0	0	0
o Tabuk City	68	5	0	0	0	0
o Mountain Province	791	5	0	0	0	0
TOTAL	5,695	311	0	25	1	17
REGION I						
o La Union	-	-	-	-	-	-
o Pangasinan	-	-	-	-	-	-
o Ilocos Sur	-	-	-	-	-	-
o Ilocos Norte	-	-	-	-	-	-
o Dagupan City	-	-	-	-	-	-
TOTAL	13,255	0	0	51	12	31
REGION II						
o Batanes	-	-	-	-	-	-
o Cagayan	-	-	-	-	-	-
o Isabela	-	-	-	-	-	-
o Santiago City	-	-	-	-	-	-
o Nueva Vizcaya	-	-	-	-	-	-
o Quirino	-	-	-	-	-	-
TOTAL	2,990	866	1	27	1	26
REGION III						
o Aurora	-	-	-	-	-	-
o Bataan	-	-	-	-	-	-
o Bulacan	-	-	-	-	-	-
o Nueva Ecija	-	-	-	-	-	-
o Pampanga	-	-	-	-	-	-
o Tarlac	-	-	-	-	-	-
o Zambales	-	-	-	-	-	-
TOTAL	0	2,136	0	81	4	15
CALABARZON						
o Cavite	-	-	-	-	-	-
o Laguna	-	-	-	-	-	-
o Batangas	-	-	-	-	-	-
o Rizal	-	-	-	-	-	-
o Quezon	-	-	-	-	-	-
TOTAL	0	1,973	4	732	87	81
MIMAROPA						
o Occidental Mindoro	-	-	-	-	-	-
o Marinduque	-	-	-	-	-	-
o Palawan	-	-	-	-	-	-
o Oriental Mindoro	-	-	-	-	-	-
o Romblon	-	-	-	-	-	-
TOTAL	540	147	0	6	2	6
REGION V						
Albay	-	2	-	26	1	17
Camarines Norte	-	1	-	1	-	-
Camarines Sur	-	1	-	6	1	3
Catanduanes	-	0	-	1	-	-
Masbate	-	0	-	-	-	-
Sorsogon	-	0	-	-	-	-
TOTAL	-	4	-	34	2	20

REGION VI						
o Aklan	3	-	-	6	0	2
o Antique	941	-	-	9	0	0
o Capiz	91	-	-	5	1	2
o Guimaras	5	-	-	0	0	0
o Iloilo Province	345	-	-	18	4	3
o Negros Occidental	956	-	-	2	0	1
o Bacolod City	35	-	-	8	2	2
o Iloilo City	152	-	-	7	1	1
TOTAL	2,528	-	-	55	8	11
REGION VII						
o Bohol	51	-	-	1	0	1
o Cebu	1,231	-	-	3	1	0
o Negros Oriental	858	-	-	4	2	0
o Siquijor	57	-	-	0	0	0
o Cebu City	255	-	-	173	5	8
o Lapu-Lapu City	205	-	-	13	0	1
o Mandaue City	188	-	-	9	0	1
TOTAL	2,845	-	-	203	8	11
REGION VIII						
o Leyte	-	-	-	-	-	-
o Southern Leyte	-	-	-	-	-	-
o Biliran	-	-	-	-	-	-
o Samar	-	-	-	-	-	-
o Eastern Samar	-	-	-	-	-	-
o Northern Samar	-	-	-	-	-	-
o Tacloban City	-	-	-	-	-	-
o Ormoc City	-	-	-	-	-	-
TOTAL	19,868	185	0	6	2	2
REGION IX						
o Zamboanga del Norte	383	0	0	0	0	0
o Zamboanga del Sur	675	0	0	1	0	3
o Zamboanga Sibugay	576	0	0	0	0	0
o Zamboanga City	325	0	0	2	1	3
o Isabela City	38	0	0	0	0	0
TOTAL	1,997	0	0	3	1	6
REGION X						
o Bukidnon	-	-	-	-	-	-
o Camiguin	-	-	-	-	-	-
o Lanao del Norte	-	-	-	-	-	-
o Misamis Occidental	-	-	-	-	-	-
o Misamis Oriental	-	-	-	-	-	-
o Cagayan de Oro City	-	-	-	-	-	-
o Iligan City	-	-	-	-	-	-
TOTAL	679	420	0	11	4	5
REGION XI						
o Davao City	-	1,040	-	98	17	49
o Davao de Oro	-	61	-	2	0	1
o Davao del Sur	-	131	-	2	0	2
o Davao del Norte	-	90	-	9	0	5
o Davao Oriental	-	94	-	3	0	3
o Davao Occidental	-	15	-	0	0	0
TOTAL	-	1,431	-	114	17	60
REGION XII						
o Cotabato City	-	35	-	6	-	6
o General Santos City	-	16	-	1	-	1
o Cotabato	-	99	-	3	-	1
o Sarangani	-	14	-	-	-	-
o South Cotabato	-	29	-	3	-	1
o Sultan Kudarat	-	25	-	3	1	1
TOTAL	-	218	-	16	1	10
CARAGA						
o Butuan City	278	-	-	2	0	1
o Agusan Del Norte	73	-	-	0	0	0
o Surigao Del Sur	150	-	-	0	0	0
o Surigao Del Norte	186	-	-	0	0	0
o Surigao del Sur	1,121	-	-	0	0	0
o Dinagat Islands	204	-	-	0	0	0
o TOTAL	2,012	-	-	2	0	1
BARMM						
o Maguindanao	-	-	-	-	-	-
o Lanao del Sur and Marawi City	-	-	-	-	-	-
o Basilan and Lamitan City	-	-	-	-	-	-
o Sulu	-	-	-	-	-	-
o Tawi-Tawi	-	-	-	-	-	-
o Sibakel Island	-	-	-	-	-	-
TOTAL	0	242	0	9	3	4
GRAND TOTAL	52,409	12,335	1,318	5,411	596	841