



REPUBLIC OF THE PHILIPPINES  
**NATIONAL DISASTER RISK REDUCTION AND MANAGEMENT COUNCIL**

National Disaster Risk Reduction and Management Center, Camp Aguinaldo, Quezon City, Philippines

NATIONAL TASK FORCE  
**CORONAVIRUS DISEASE-2019**  
**SITUATIONAL REPORT NO. 311**

Issued on 1200H, 06 February 2021  
 Report Coverage: 05 February 2021

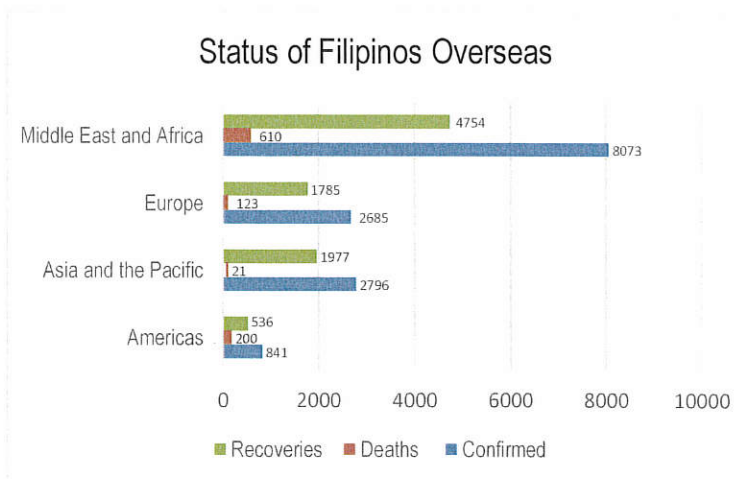
### GLOBAL SITUATION

**104,790,123**  
 Total Cases World Wide

**223**  
 Countries and Territories Affected

**2.2%**  
 Global Case Fatality Rate

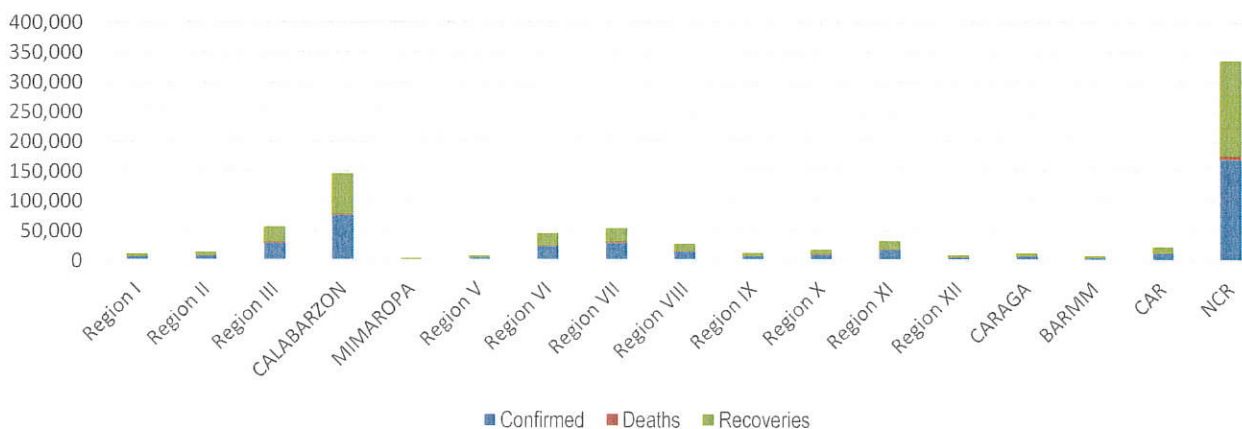
Source: WHO as of 06 February 2021



### PHILIPPINE SITUATION

	TOTAL	NEW	REMARKS
TOTAL CASES	<b>535,521</b>	+1941	
ACTIVE CASES	<b>35,946</b>	+1,400	
DEATHS	<b>11,110</b>	+52	<b>2.07%</b> Case Fatality Rate
RECOVERIES	<b>488,465</b>	+234	<b>91.2%</b> Case Recovery Rate

### Summary of Cases per Region

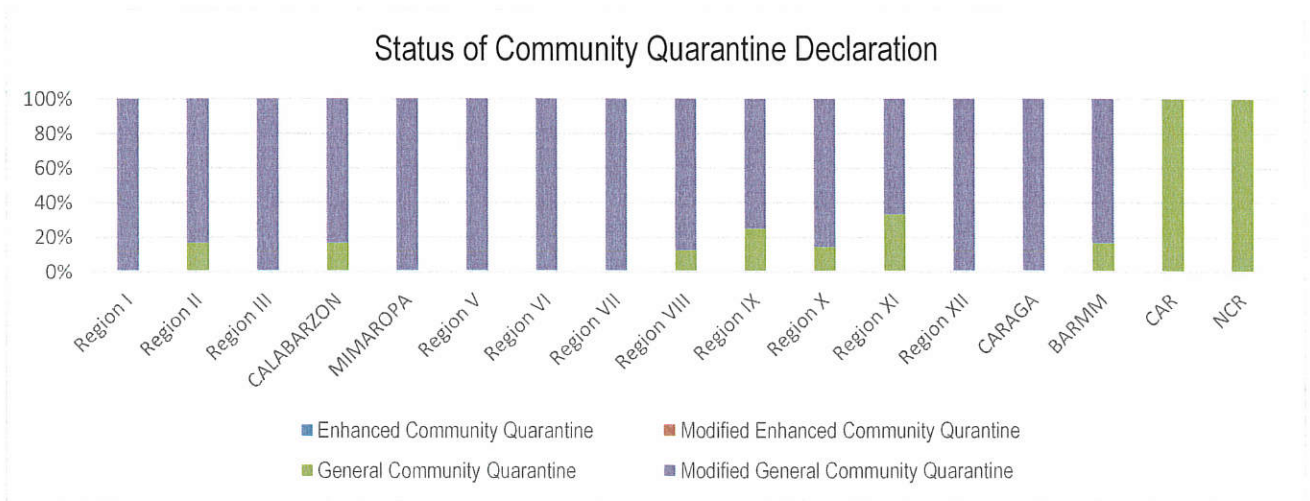


# P-D-I-T-R STRATEGY

With reference to the National Action Plan (NAP) for COVID-19, the National Task Force is intensifying efforts to PREVENT the spread of the COVID-19, TEST individuals and communities, ISOLATE those that are identified to be confirmed cases, TREAT and provide with appropriate health care, and REINTEGRATE them back to the community.

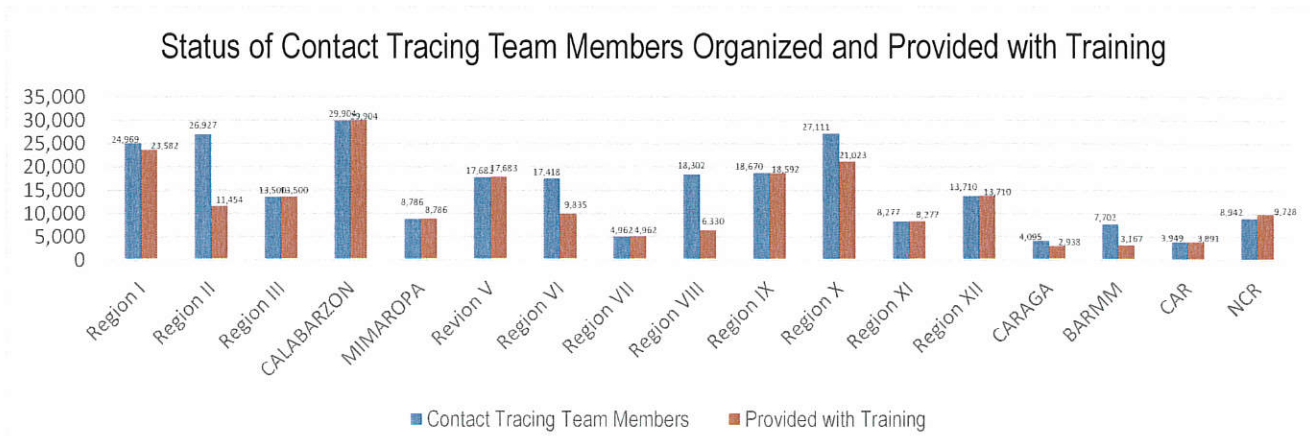
## PREVENT

PREVENT enables to change mindsets and behaviors to advocate for a shared responsibility in ensuring compliance to minimum public health standards and protocols and address stigma and division in the communities, workplaces, schools. To implement the PREVENT strategy, community quarantine declarations are made in various localities, enforcing stricter regulations and disease preventive measures particular for areas with high cases. Status of community quarantine declarations is summarized as follows:



## DETECT

DETECT entails active screening of those presenting with signs and symptoms of COVID-19 in the community as well as other disease surveillance activities. For this purpose, contact tracing teams have been organized and provided with appropriate training. Summary is as follows:



The overall results of contact tracing are summarized as follows:

<b>1:6</b>	<b>99.52%</b>	<b>2,216,535</b>
Case: Close Contacts Ratio	Contact Tracing Done for All Close Contacts of Confirmed Cases	Contacts Profiled

Also, part of DETECT strategy is the enhancement of the COVID-19 testing capacities of the country. For this purpose, testing laboratories are setup and provided with appropriate licensing. The summary is as follows:

<b>216</b>	<b>47</b>
Licensed RT-PCR and GeneXpert Laboratories	Laboratories with Ongoing Licensing Applications

The overall testing results is summarized as follows:

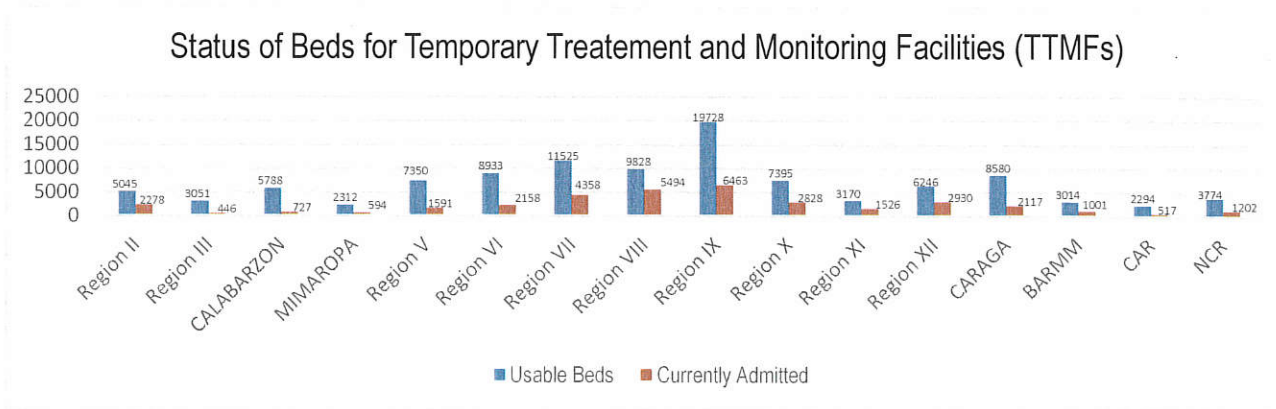
	TOTAL	NEW
TESTS CONDUCTED	<b>8,040,840</b>	+35,383
UNIQUE INDIVIDUALS TESTED	<b>7,581,029</b>	+32,848
POSITIVITY RATE	<b>7.94%</b>	
BACKLOGS	<b>10</b>	

To aid in the testing efforts, Mega Swabbing Sites have been established. The outputs of the Mega Swabbing Sites are as follows:

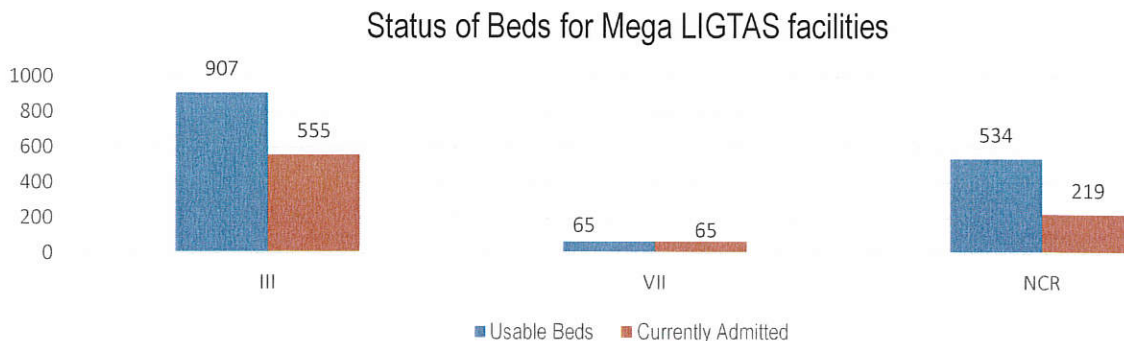
	TOTAL	NEW
ACT MOBILE TEAM	<b>184,954</b>	+766
MOA ARENA	<b>184,198</b>	+956
ENDERUN TENT	<b>162,397</b>	+414
PHILIPPINE SPORTS ARENA	<b>244,987</b>	+1602

## ISOLATE

Isolate involves implementation of measures to separate those identified as exposed and confirmed cases and provide medical interventions to further prevent the spread of the disease. This strategy involves setting up of Temporary Treatment and Monitoring Facilities (TTMFs). The summary of TTMFs established is as follows:

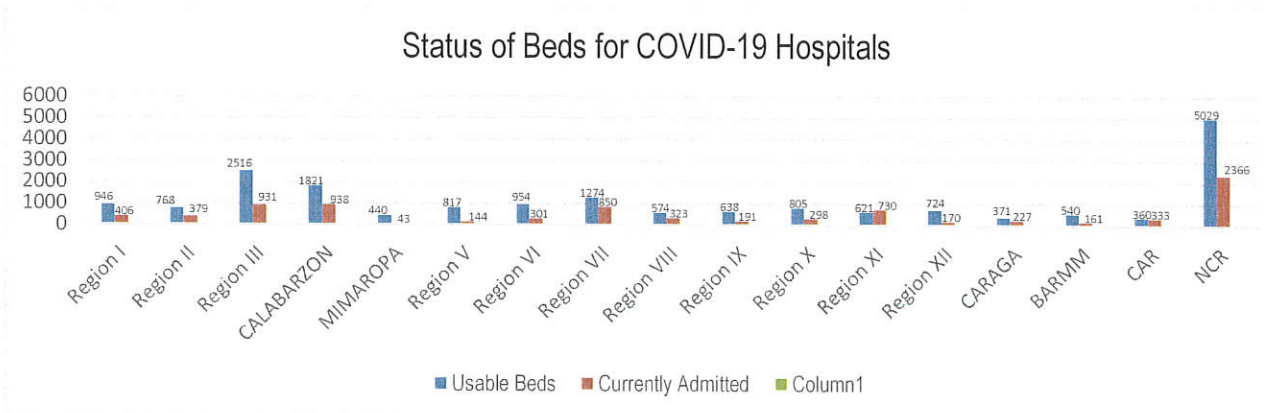


Aside from the TTMFs, Mega LIGTAS facilities have also been established. The summary of occupancies for the Mega LIGTAS facilities is as follows:



## TREAT

For the TREAT strategy, One Hospital Command has been established to facilitate centralized referral system. Further, wards, isolation and intensive care units are in operation to provide treatment services for COVID-19 positives. The occupancy rate for all beds dedicated to COVID-19 (Ward, Isolation, Intensive Care) among reporting hospitals is summarized as follows.



## PROCUREMENT AND DONATIONS

In terms of resources, the following is the summary of total domestic donations, international donations received by the Philippine government as well as the total procured personal protective equipment (PPE) distributed.




## MANAGEMENT OF RETURNING OVERSEAS FILIPINOS

Returning Overseas Filipinos are provided with assistance by facilitating their arrival from different points of origin abroad until their return to their respective homes, and attend to their medical and social needs, in order to give them comfort, ensure their safety, and prevent the spread of COVID-19. The following is the summary of ROFs



For the Chairperson, NDRRMC:

  
**UNDERSECRETARY RICARDO B JALAD**  
 Executive Director, NDRRMC and  
 Administrator, OCD

**REFERENCES:** Reports from:  
 World Health Organization  
 Office of Civil Defense  
 Department of Health  
 Department of the Interior and Local Government  
 Department of Public Works and Highways  
 Department of Foreign Affairs

**ANNEXES:**  
 Community Quarantine Declaration per Region  
 Breakdown of Returning Overseas Filipinos

**NOTE:**  
 Other reports are available upon request

**Community  
Quarantine  
Declaration  
per LGU  
As of 05**

<b>PROVINCE/ CHARTERED CITY / MUNICIPALITY</b>	<b>COMMUNITY QUARANTINE DECLARATION (ECQ, MECQ, GCQ, MGCQ)</b>	<b>EFFECTIVITY DATE</b>
<b>NCR</b>		
<i>Calocan</i>	GCQ	01-28 February 2021
<i>Malabon</i>	GCQ	01-28 February 2021
<i>Navotas</i>	GCQ	01-28 February 2021
<i>Valenzuela</i>	GCQ	01-28 February 2021
<i>Pasig</i>	GCQ	01-28 February 2021
<i>Pateros</i>	GCQ	01-28 February 2021
<i>Marikina</i>	GCQ	01-28 February 2021
<i>Taguig</i>	GCQ	01-28 February 2021
<i>Quezon City</i>	GCQ	01-28 February 2021
<i>Manila</i>	GCQ	01-28 February 2021
<i>Makati</i>	GCQ	01-28 February 2021
<i>Mandaluyong</i>	GCQ	01-28 February 2021
<i>San Juan</i>	GCQ	01-28 February 2021
<i>Muntinlupa</i>	GCQ	01-28 February 2021
<i>Paranaque</i>	GCQ	01-28 February 2021
<i>Las Pinas</i>	GCQ	01-28 February 2021
<i>Pasay</i>	GCQ	01-28 February 2021
<b>CAR</b>		
<b>Abra</b>	GCQ	01-28 February 2021
<b>Apayao</b>	GCQ	01-28 February 2021
<b>Benguet</b>	GCQ	01-28 February 2021
<b>Ifugao</b>	GCQ	01-28 February 2021
<b>Kalinga</b>	GCQ	01-28 February 2021
<b>Mt. Province</b>	GCQ	01-28 February 2021
<i>Baguio City</i>	GCQ	01-28 February 2021
<b>Region I</b>		
<b>La Union</b>	MGCQ	01-28 February 2021
<b>Pangasinan</b>	MGCQ	01-28 February 2021
<b>Iloco Sur</b>	MGCQ	01-28 February 2021
<b>Ilocos Norte</b>	MGCQ	01-28 February 2021
<i>Dagupan City</i>	MGCQ	01-28 February 2021
<b>Region II</b>		
<b>Batanes</b>	MGCQ	01-28 February 2021
<b>Cagayan</b>	MGCQ	01-28 February 2021
<b>Isabela</b>	MGCQ	01-28 February 2021
<i>Santiago City</i>	GCQ	01-28 February 2021

Quirino	MGCQ	01-28 February 2021
Nueva Vizcaya	MGCQ	01-28 February 2021
<b>Region III</b>		
Aurora	MGCQ	01-28 February 2021
Bataan	MGCQ	01-28 February 2021
Bulacan	MGCQ	01-28 February 2021
Nueva Ecija	MGCQ	01-28 February 2021
Pampanga	MGCQ	01-28 February 2021
Tarlac	MGCQ	01-28 February 2021
Zambales	MGCQ	01-28 February 2021
<i>Angeles City</i>	MGCQ	01-28 February 2021
<i>Olongapo City</i>	MGCQ	01-28 February 2021
<b>CALABARZON</b>		
Cavite	MGCQ	01-28 February 2021
Laguna	MGCQ	01-28 February 2021
Batangas	GCQ	01-28 February 2021
Rizal	MGCQ	01-28 February 2021
Quezon	MGCQ	01-28 February 2021
<i>Lucena City</i>	MGCQ	01-28 February 2021
<b>MIMAROPA</b>		
Oriental Mindoro	MGCQ	01-28 February 2021
Occidental Mindoro	MGCQ	01-28 February 2021
Marinduque	MGCQ	01-28 February 2021
Romblon	MGCQ	01-28 February 2021
Palawan	MGCQ	01-28 February 2021
<i>Puerto Princesa City</i>	MGCQ	01-28 February 2021
<b>Region V</b>		
Albay	MGCQ	01-28 February 2021
Camarines Norte	MGCQ	01-28 February 2021
Camarines Sur	MGCQ	01-28 February 2021
<i>Naga City</i>	MGCQ	01-28 February 2021
Catanduanes	MGCQ	01-28 February 2021
Masbate	MGCQ	01-28 February 2021
Sosorgon	MGCQ	01-28 February 2021
<b>Region VI</b>		
Aklan	MGCQ	01-28 February 2021
Antique	MGCQ	01-28 February 2021
Capiz	MGCQ	01-28 February 2021
Guimaras	MGCQ	01-28 February 2021
Iloilo	MGCQ	01-28 February 2021
<i>Iloilo City</i>	MGCQ	01-28 February 2021
Negros Occidental	MGCQ	01-28 February 2021
<i>Bacolod City</i>	MGCQ	01-28 February 2021
<b>Region VII</b>		
Bohol	MGCQ	01-28 February 2021
Cebu	MGCQ	01-28 February 2021
<i>Cebu City</i>	MGCQ	01-28 February 2021
<i>Lapulapu City</i>	MGCQ	01-28 February 2021

<i>Mandaue City</i>	MGCQ	01-28 February 2021
<b>Negros Oriental</b>	MGCQ	01-28 February 2021
<b>Siquijor</b>	MGCQ	01-28 February 2021
<b>Region VIII</b>		
<b>Leyte</b>	MGCQ	01-28 February 2021
<i>Tacloban City</i>	GCQ	01-28 February 2021
<b>Southern Leyte</b>	MGCQ	01-28 February 2021
<b>Biliran</b>	MGCQ	01-28 February 2021
<b>Samar</b>	MGCQ	01-28 February 2021
<b>Eastern Samar</b>	MGCQ	01-28 February 2021
<b>Northern Samar</b>	MGCQ	01-28 February 2021
<i>Ormoc City</i>	MGCQ	01-28 February 2021
<b>Region IX</b>		
<b>Zamboanga Del Norte</b>	MGCQ	01-28 February 2021
<b>Zamboanga Del Sur</b>	MGCQ	01-28 February 2021
<b>Zamboanga Sibugay</b>	GCQ	01-28 February 2021
<i>Zamboanga City</i>	MGCQ	01-28 February 2021
<b>Region X</b>		
<b>Bukidnon</b>	MGCQ	01-28 February 2021
<b>Camiguin</b>	MGCQ	01-28 February 2021
<b>Lanao del Norte</b>	MGCQ	01-28 February 2021
<i>Iligan City</i>	GCQ	01-28 February 2021
<b>Misamis Occidental</b>	MGCQ	01-28 February 2021
<b>Misamis Oriental</b>	MGCQ	01-28 February 2021
<i>Cagayan de Oro City</i>	MGCQ	01-28 February 2021
<b>Region XI</b>		
<b>Davao del Norte</b>	GCQ	01-28 February 2021
<b>Davao del Sur</b>	MGCQ	01-28 February 2021
<i>Davao City</i>	GCQ	01-28 February 2021
<b>Davao de Oro</b>	MGCQ	01-28 February 2021
<b>Davao Occidental</b>	MGCQ	01-28 February 2021
<b>Davao Oriental</b>	MGCQ	01-28 February 2021
<b>Region XII</b>		
<b>North Cotabato</b>	MGCQ	01-28 February 2021
<b>Sarangani</b>	MGCQ	01-28 February 2021
<b>South Cotabato</b>	MGCQ	01-28 February 2021
<b>Sultan Kudarat</b>	MGCQ	01-28 February 2021
<i>General Santos City</i>	MGCQ	01-28 February 2021
<b>CARAGA</b>		
<b>Agusan del Norte</b>	MGCQ	01-28 February 2021
<i>Butuan City</i>	MGCQ	01-28 February 2021
<b>Agusan del Sur</b>	MGCQ	01-28 February 2021
<b>Surigao del Norte</b>	MGCQ	01-28 February 2021
<b>Surigao del Sur</b>	MGCQ	01-28 February 2021
<b>Dinagat Islands</b>	MGCQ	01-28 February 2021
<b>BARMM</b>		
<b>Maguindanao</b>	MGCQ	01-28 February 2021
<i>Cotabato City</i>	MGCQ	01-28 February 2021

<b>Lanao del Sur</b>	GCQ	01-28 February 2021
<b>Basilan</b>	MGCQ	01-28 February 2021
<b>Sulu</b>	MGCQ	01-28 February 2021
<b>Tawi-Tawi</b>	MGCQ	01-28 February 2021

*Source: Memo from  
the Executive*





Republic of the Philippines  
INTER-AGENCY TASK FORCE  
FOR THE MANAGEMENT OF EMERGING INFECTIOUS DISEASE  
NATIONAL TASK FORCE - COVID 19


**NTF**  
COVID-19

## Task Group on Management of Returning Overseas Filipinos

Summary Report

February 6, 2021

**TOTAL ARRIVAL OF ROFS**  
**822,132**



**HATID PROBINSYA**  
**TOTAL ASSISTED ROFS: 487,109**




**TOTAL OF ROFS TESTED THRU RT-PCR**  
(9 May 2020 - 31 Jan. 2021)  
**810,134**

**TOTAL OF ROFS TESTED on the 5TH DAY SWABBING OPERATIONS**  
(01 Feb. - 03 Feb. 2021)  
**16,481**

**ASSISTANCES**  
**TOTAL OF ROFS WERE PROVIDED**  
**708,122**

### HEALTH STATUS of ROFS





Republic of the Philippines  
INTER-AGENCY TASK FORCE  
FOR THE MANAGEMENT OF EMERGING INFECTIOUS DISEASE  
NATIONAL TASK FORCE COVID19



## Task Group on Management of Returning Overseas Filipinos

### TG-MROF Daily Operational Report as of 6 February 2021

#### ARRIVALS

ROFs	AIRPORTS											GRAND TOTAL ARRIVAL OF ROFs	
	NAIA <sup>[1]</sup>						CLARK INTL. AIRPORT <sup>[1]</sup>		MACTAN- CEBU INTL AIRPORT <sup>[1]</sup>				
	T1 (23 Apr 2020 - 04 Feb 2021)		T2 (23 Apr 2020 - 04 Feb 2021)		T3 (08 July 2020 - 04 Feb 2021)		(05 June 2020 - 04 Feb 2021)		(28 June 2020 - 04 Feb 2021)				
	Now	Cumulative	Now	Cumulative	Now	Cumulative	Now	Cumulative	Now	Cumulative	Now		
<b>SUBTOTAL</b>	<b>523</b>	<b>194,887</b>	<b>788</b>	<b>273,091</b>	<b>598</b>	<b>188,433</b>	<b>1,046</b>	<b>68,796</b>	<b>-</b>	<b>43,410</b>	<b>3,011</b>	<b>822,132</b>	
OFWs	406	166,312	507	205,102	459	154,894	963	62,392	-	32,434	2,384	671,984	
Land-Based	357	108,242	295	146,967	291	86,242	449	35,850	-	10,816	1,392	388,117	
Sea-Based	49	58,070	212	58,135	168	68,652	514	26,542	-	21,618	992	283,867	
NON-OFWs	117	28,575	281	67,989	139	33,539	83	6,404	-	10,976	620	147,483	
Deceased OFs <sup>[3]</sup>			7	2,665							7	2,665	

ROFs	SEAPORTS											
	MANILA <sup>[2]</sup>		CEBU <sup>[2]</sup>		SUBIC <sup>[2]</sup>		BATAAN <sup>[2]</sup>		TAWI-TAWI / ZAMBOANGA <sup>[2]</sup>		DAVAO <sup>[2]</sup>	
	Now	Cumulative	Now	Cumulative	Now	Cumulative	Now	Cumulative	Now	Cumulative	Now	Cumulative
	<b>SUBTOTAL</b>	<b>34</b>	<b>47,587</b>	<b>-</b>	<b>119</b>	<b>15</b>	<b>453</b>	<b>-</b>	<b>697</b>	<b>-</b>	<b>1986</b>	<b>-</b>
OFWs	34	47,587	-	119	15	453	-	697	-	1986	-	8
Sea-Based	34	47,587	-	119	15	453	-	697	-	1986	-	8

Sources: 1) OSS Report as of 4 February 2021, 2) BOQ Report No. 261 as of 5 February 2021, and 3) BOQ Report No. 204 re Deceased OFs as of 5 February 2021

#### TESTING (9 May 2020 - 31 January 2021)

ROFs	AIRPORTS											GRAND TOTAL OF TESTED ROFs	
	NAIA <sup>[1]</sup>						CLARK INTL. AIRPORT <sup>[1]</sup>		MACTAN-CEBU INTL. AIRPORT <sup>[1]</sup>				
	Terminal 1		Terminal 2		Terminal 3								
	Now	Cumulative	Now	Cumulative	Now	Cumulative	Now	Cumulative	Now	Cumulative	Now		
<b>SUBTOTAL</b>	<b>-</b>	<b>193,297</b>	<b>-</b>	<b>270,090</b>	<b>-</b>	<b>186,044</b>	<b>-</b>	<b>67,026</b>	<b>-</b>	<b>42,925</b>	<b>-</b>	<b>810,134</b>	
<b>RT-PCR (Viral Test)</b>													
Conducted by PCG	-	170,310	-	210,044	-	161,860	-	67,026	-	42,925	0	700,938	
Arranged by LMA	-	2,256	-	2,011	-	-	-	-	-	-	0	4,267	
Arranged by Marikina LGU	-	20	-	27	-	44	-	-	-	-	0	91	
Arranged by Pampanga LGU	-	907	-	1,747	-	592	-	-	-	-	0	3,246	
Conducted by PAGSS / PADL	-	19,804	-	-	-	23,548	-	-	-	-	0	43,352	
Conducted by PAL / Detoxicare	-	-	-	56,261	-	-	-	-	-	-	0	56,261	

ROFs	SEAPORTS											
	MANILA <sup>[2]</sup>		CEBU <sup>[2]</sup>		SUBIC <sup>[2]</sup>		BATAAN <sup>[2]</sup>		TAWI-TAWI / ZAMBOANGA <sup>[2]</sup>		DAVAO <sup>[2]</sup>	
	Now	Cumulative	Now	Cumulative	Now	Cumulative	Now	Cumulative	Now	Cumulative	Now	Cumulative
	<b>SUBTOTAL</b>	<b>-</b>	<b>47,504</b>	<b>-</b>	<b>119</b>	<b>-</b>	<b>453</b>	<b>-</b>	<b>697</b>	<b>-</b>	<b>1986</b>	<b>-</b>
<b>RT-PCR (Viral Test)</b>												
Conducted by PCG	-	47,504	-	119	-	453	-	697	-	1986	-	8

Sources: 1) OSS Report as of 31 January 2021, and 2) BOQ Report No. 258 as of 2 February 2021

Note: Figures from previous reports may differ due to data verification process.

#### 5TH DAY SWABBING OPERATIONS (23 January - 3 February 2021)

Agency	AIRPORTS				GRAND TOTAL OF TESTED ROFs
	NAIA	CLARK	CEBU	TOTAL	
PCG	1,014	0	0	1,014	13,522
BOQ CLARK	0	273	0	273	2,564
DETOXICARE	90	0	0	90	1050
PADL	44	15	0	59	781
<b>TOTAL (February 4, 2021)</b>	<b>1,148</b>	<b>288</b>	<b>0</b>	<b>1,436</b>	<b>17,917</b>
<b>Running total (Jan 2- Feb 4)</b>	<b>15,182</b>	<b>2,735</b>	<b>0</b>	<b>17,917</b>	

Sources: 1) OSS Report as of 4 February 2021

Note: Figures from previous reports may differ due to data verification process.



Republic of the Philippines  
 INTER-AGENCY TASK FORCE  
 FOR THE MANAGEMENT OF EMERGING INFECTIOUS DISEASE  
 NATIONAL TASK FORCE COVID19



## Task Group on Management of Returning Overseas Filipinos

TG-MROF Daily Report as of 6 February 2021

### QUARANTINE

ROFs in TREATMENT AND MONITORING FACILITIES									ROFs in ACCOMMODATION ESTABLISHMENTS (AEs)	
No. of QFs	Confirmed Positive		Admitted		Recovered		Deaths		No. of AEs	NON-OFWs
	Now	Cumulative	Now	Total	Now	Cumulative	Now	Cumulative		
15	10	13,217	-	386	11	12,823	-	8	2	243

Sources: 1) BOQ report No. 261 as of 5 February 2021

Note: Figures from previous reports may differ due data verification process

### Balik Probinsya

ROFs Assisted thru their destination	Mode of Transportation			GRAND TOTAL
	Air (NAIA T2)[1]	Land (PITX)[2]	Sea (N. HARBOR)[3]	
	Cumulative	Cumulative	Cumulative	
	226,356	186,574	74,179	487,109
Iloilo (ILO)	45,567			
Mactan-Cebu (CEB)	28,106			
Laguindingan (CGY)	29,009			
Davao (DVO)	28,684			
Bacolod-Silay (BCD)	18,900			
General Santos (GES)	22,284			
Tacloban (TAC)	15,003			
Bohol-Panglao (TAG)	10,292			
Zamboanga (ZAM)	12,316			
Butuan (BXU)	9,006			
Dumaguete (DGT)	5,066			
Puerto Princesa (PPS)	2,055			
Legazpi (LGP)	68			

Sources: 1) OSS Report as of 4 February 2021, 2) PITX Report(Uwan Na Program) as of 5 February 2021, and 3) DOTR PCG Report as of 29 January 2021

Note: Figures from previous reports may differ due data verification process

### ASSISTANCE

KINDS		TOTAL ROFs ASSISTED
Hatid - Sundo		OFWs
(Free transportation from ports to hotel and vice-versa)		269,495
OFW Kalinga		412,037
(Free food and accommodation to stranded OFW returnees)		
Tulong Marino		7,123
(Free food packs for locally stranded seafarers)		
Assistance to stranded OFWs in the Regions		19,467
(Provided with food, accommodation and transportation)		

Source: OWWA Monitoring Reports as of 28 January 2021

### Remains of DECEASED OFs

COUNTRY OF REGION			CAUSE OF DEATH	
COUNTRY	NOW	CUMULATIVE		CUMULATIVE
<b>TOTAL</b>	<b>7</b>	<b>2,665</b>		<b>2,665</b>
Saudi Arabia	0	798	COVID-19	349
USA	0	285	NON-COVID-19	2,316
United Arab Emirates	0	142		
Qatar	0	67		
Kuwait	0	51		
Others	7	1,322		

Source: BOQ Report No. 204 re Deceased OFs as of 5 February 2021

Note: Figures from previous reports may differ due data verification process

### Returning Filipinos from SABAH

Total No of Filipinos From Sabah for Transfer (per letter from Sabah dated 09 June 2020)	Total No of Filipinos from Sabah Transferred (as of 01 September 2020)	Remaining No of Filipinos in Sabah for Transfer (as of 01 September)
5,300	1,963	3,337
BATCH	DATE OF TRANSFER	TOTAL NO. OF RETURNEES
First Batch	July 03, 2020	394
Second Batch	July 28, 2020	390
Third Batch	August 12, 2020	400
Fourth Batch	August 27, 2020	379
Fifth Batch	September 23, 2020	400
	Total	1,963

Source: TG MROF Secretariat as of 30 September 2020 (5th batch of REFs arrived on 24 September 2020)

Note: Figures from previous reports may differ due data verification process

### Red Flagged Countries

Country	Period	Country	Period
Australia	Dec. 29 2020- Jan 31 2021	Pakistan	Dec. 29, 2020- Jan 31, 2021
Canada		Jamaica	
Denmark		Luxembourg	
France		Oman	
Germany		PR China	
Hongkong		USA	January 2- 31, 2021
Iceland		Singapore	January 8-31, 2021
Ireland		Brazil	
Israel		Finland	
Italy		India	
Japan		Jordan	
Lebanon		Norway	January 10-31, 2021
Netherlands		Portugal	
South Korea		Austria	January 10-31, 2021
South Africa		UK	Dec. 22, 2020-Jan 31, 2021
Spain	UAE	January 17-31, 2021	
Sweden	Hungary		
Switzerland			

Source: Memo from the F.S. OP dated Jan 5, 8, 12 and 15 2021

Prepared by:

MS. ARIANNE JEWEL G PEROLA  
 Duty Staff

Reviewed by:

MR. MARVIN T MANZANO  
 Officer

Approved by:

DIR. BERNARDO RAFAELITO R ALEJANDRO IV, CESO IV  
 Head

Republic of the Philippines  
Inter-Agency Task Force  
FOR THE MANAGEMENT OF EMERGENCY INFECTIOUS DISEASE  
NATIONAL TASK FORCE COVID-19

**Task Group on Management of Returning Overseas Filipinos**

**NARRATIVE REPORT  
6 February 2021**

---

ACTIONS TAKEN: Management of Returning Overseas Filipinos (MROF)

The Task Group on Management of Returning Overseas Filipinos (TG-MROF) was created by the National Incident Command-National Task Force COVID 19 to solely cater to the medical and social needs of Returning Overseas Filipinos (ROFs). The TG-MROF in coordination with various government agencies, private entities, and other task groups created to respond with the prevailing crisis, regional task units, and local government agencies that are task to facilitate the safe return of the ROFs back to their home provinces.

**Members:** DND, DOTr, DOLE, DILG, DFA, DOT, DSWD, DOH, OCD, OWWA, BOQ, CAAP, MARINA, PCG, PNP and AFP

**ARRIVALS:** As of 4 February 2021, a total of 822,132 Returning Overseas Filipinos (ROFs) arrived at the NAIA Terminals 1, 2, and 3, Clark International Airport, Mactan-Cebu International Airport, South Harbor, Subic, Bataan, and Zamboanga Port. Of which, 388,117 are land-based OFWs, 283,867 are sea-based OFWs and 147,483 are Non-OFWs.

A total of 2,665 deceased OFs had arrived in the country from 01 July – 5 February 2021. Of which, 349 died due to COVID-19.

**TESTING:** From May 9, 2020 to 31 January 2021, a total of 810,134 ROFs were tested thru RT-PCR.

**5<sup>TH</sup> DAY OF SWABBING:** As of 4 February 2021, a total of 17,917 Returning Overseas Filipinos (ROFs) were tested thru RT-PCR on the 5<sup>th</sup> day of their quarantine period. Of which, 15,182 arrived at the NAIA Terminals 1, 2 and 3 while 2,735 arrived at the Clark International Airport.

**QUARANTINE:** As of 5 February 2021, a total of 13,217 ROFs were confirmed positive with COVID-19. Of which, 386 are admitted at 15 quarantine facilities, 12,823 were able to recover and 8 died.

As of 31 December 2020, a total of 243 Non-OFWs under quarantine in 2 Accommodation Establishments (AEs) in Batangas.

**DEPARTURES:** As of 5 February 2021, TG-MROF was able to assist 487,109 ROFs back to their home provinces. Of which, 487,109 were assisted by land, 226,356 by air, and 74,179 by sea.

**ASSISTANCE:** As of 28 January 2021, a total of 708,122 OFWs were assisted thru OWWA. Of which, 269,495 were assisted through the “Hatid-sundo” Program, 412,037 through the “OFW Kalinga” Program, 7,123 were assisted through the “Tulong Marino” Program and 19,467 assistances to stranded OFWs in the region.

**RETURNING FILIPINOS (REFs) from SABAH:** As of 30 September 2020, a total of 1,963 REFs from Sabah arrived in the country and were assisted to go back in their home provinces.

**TRAVEL BANNED COUNTRIES:** As of 15 January 2021, Philippines bans entry by foreign nationals from 35 countries due to concerns over COVID-19 variant.

Prepared by:

  
MS. ARIANNE JEWEL G. PEROLA  
Duty Staff

Reviewed by:

  
MR MARVIN T. MANZANO  
Officer

Approved by:

  
DIR. BERNARDO RAFAELITO R. ALEJANDRO IV, CESO IV  
Head