



REPUBLIC OF THE PHILIPPINES
NATIONAL DISASTER RISK REDUCTION AND MANAGEMENT COUNCIL

National Disaster Risk Reduction and Management Center, Camp Aguinaldo, Quezon City, Philippines

**NATIONAL TASK FORCE
 CORONAVIRUS DISEASE-2019
 SITUATIONAL REPORT NO. 276**

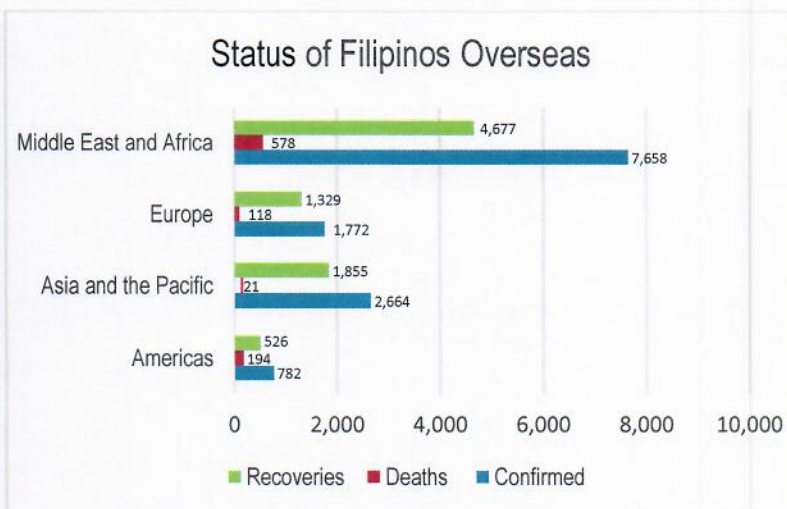
Issued on 1200H, 02 January 2021
 Report Coverage: 01 January 2021

GLOBAL SITUATION

81,947,503
 Total Cases World Wide

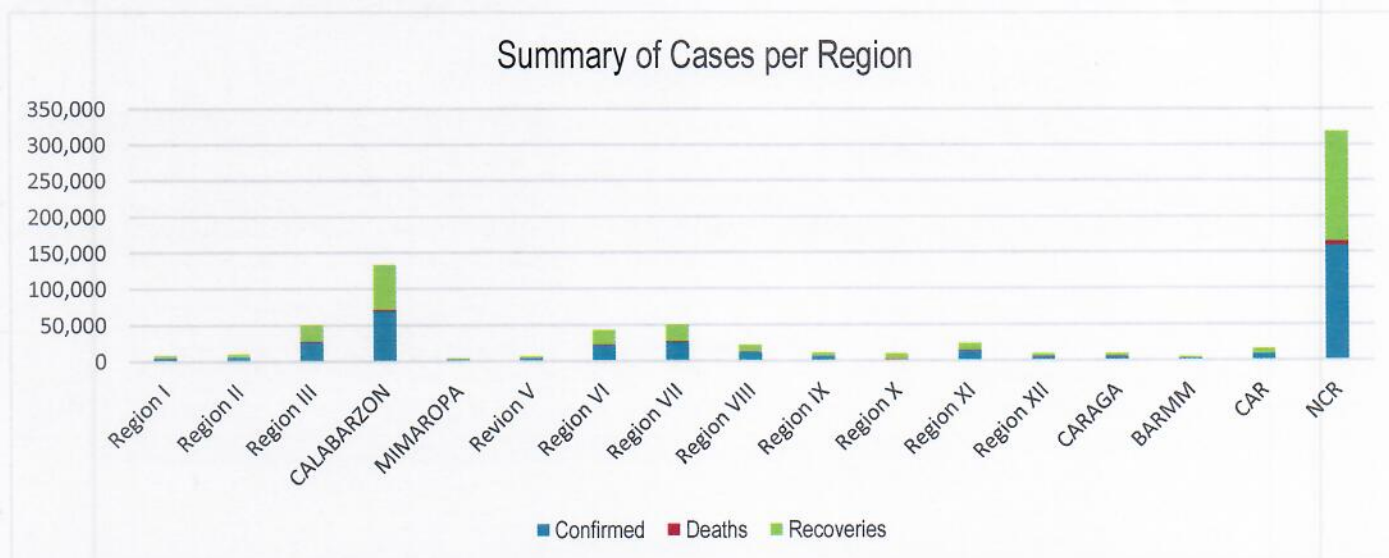
222
 Countries and Territories Affected

Source: WHO as of 01 January 2021



PHILIPPINE SITUATION

	TOTAL	NEW	REMARKS
TOTAL CASES	476,916	+1,097	
ACTIVE CASES	27,721	+456	
DEATHS	9,253	+5	1.94% Case Fatality Rate
RECOVERIES	439,942	+47	92.2% Case Recovery Rate

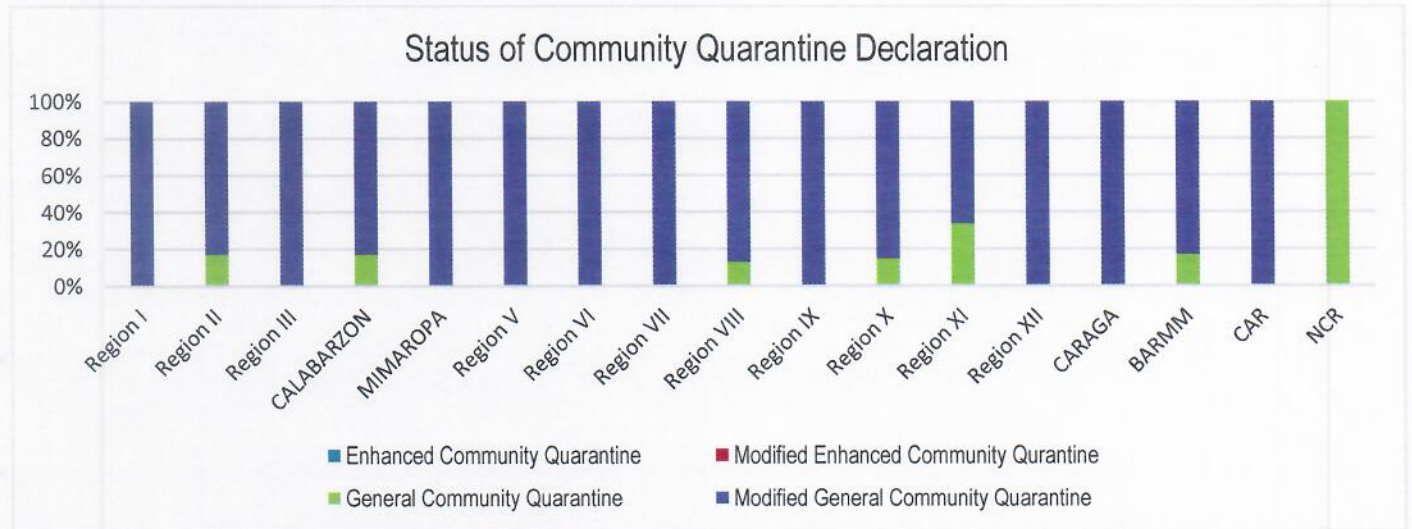


P-D-I-T-R STRATEGY

With reference to the National Action Plan (NAP) for COVID-19, the National Task Force is intensifying efforts to PREVENT the spread of the COVID-19, TEST individuals and communities, ISOLATE those that are identified to be confirmed cases, TREAT and provide with appropriate health care, and REINTEGRATE them back to the community.

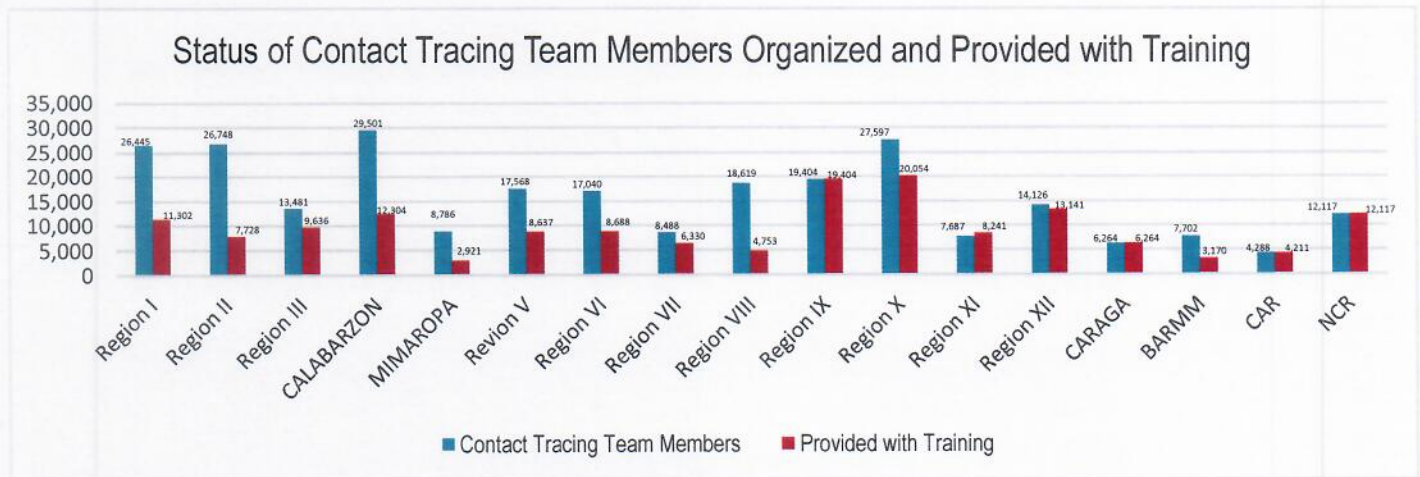
PREVENT

PREVENT enables to change mindsets and behaviors to advocate for a shared responsibility in ensuring compliance to minimum public health standards and protocols and address stigma and division in the communities, workplaces, schools. To implement the PREVENT strategy, community quarantine declarations are made in various localities, enforcing stricter regulations and disease preventive measures particular for areas with high cases. Status of community quarantine declarations is summarized as follows:



DETECT

DETECT entails active screening of those presenting with signs and symptoms of COVID-19 in the community as well as other disease surveillance activities. For this purpose, contact tracing teams have been organized and provided with appropriate training. Summary is as follows:



The overall results of contact tracing are summarized as follows:

1:6	99.48%	2,003,449
Case: Close Contacts Ratio	Contact Tracing Done for All Close Contacts of Confirmed Cases	Contacts Profiled

Also, part of DETECT strategy is the enhancement of the COVID-19 testing capacities of the country. For this purpose, testing laboratories are setup and provided with appropriate licensing. The summary is as follows:

199

Licensed RT-PCR and GeneXpert Laboratories

83

Laboratories with Ongoing Licensing Applications

The overall testing results is summarized as follows:

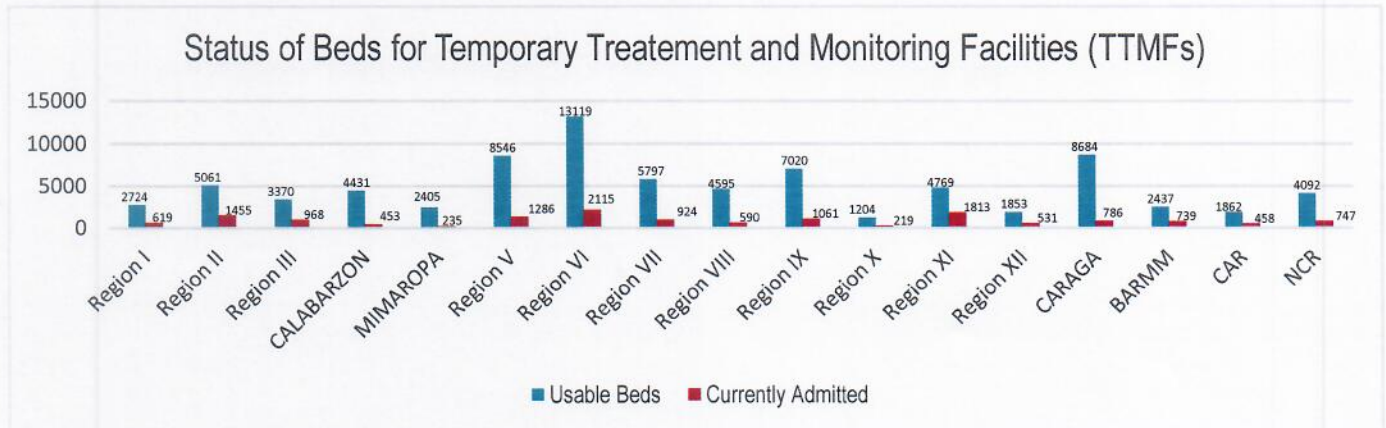
	TOTAL	NEW
TESTS CONDUCTED	6,785,121	+7,770
UNIQUE INDIVIDUALS TESTED	6,394,364	+7,288
POSITIVITY RATE	8.39%	
BACKLOGS	44	

To aid in the testing efforts, Mega Swabbing Sites have been established. The outputs of the Mega Swabbing Sites are as follows:

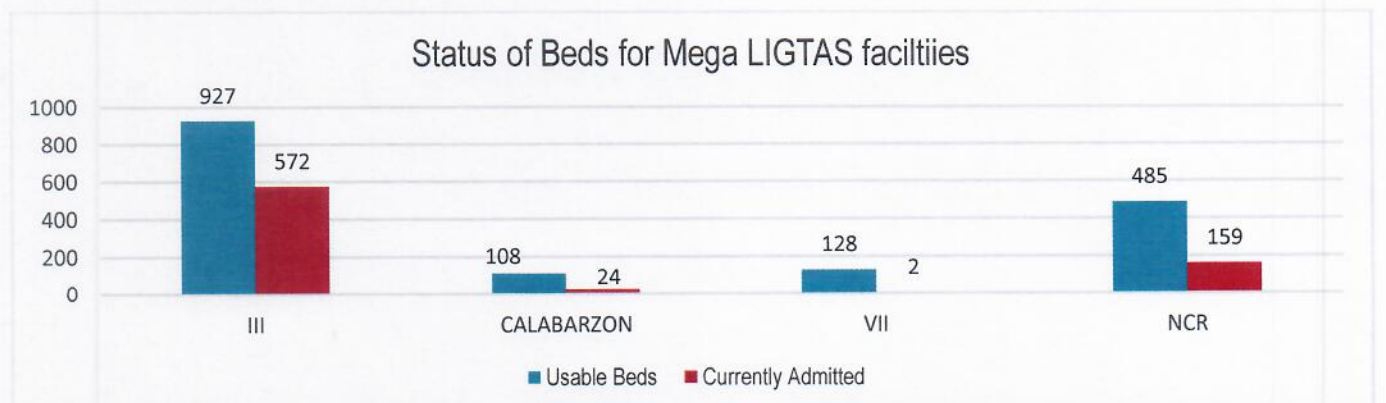
	TOTAL	NEW
PALACIO DE MAYNILA	100,766	-
MOA ARENA	106,831	-
ENDERUN TENT	65,678	-
PHILIPPINE SPORTS ARENA	93,423	-

ISOLATE

Isolate involves implementation of measures to separate those identified as exposed and confirmed cases and provide medical interventions to further prevent the spread of the disease. This strategy involves setting up of Temporary Treatment and Monitoring Facilities (TTMFs). The summary of TTMFs established is as follows:

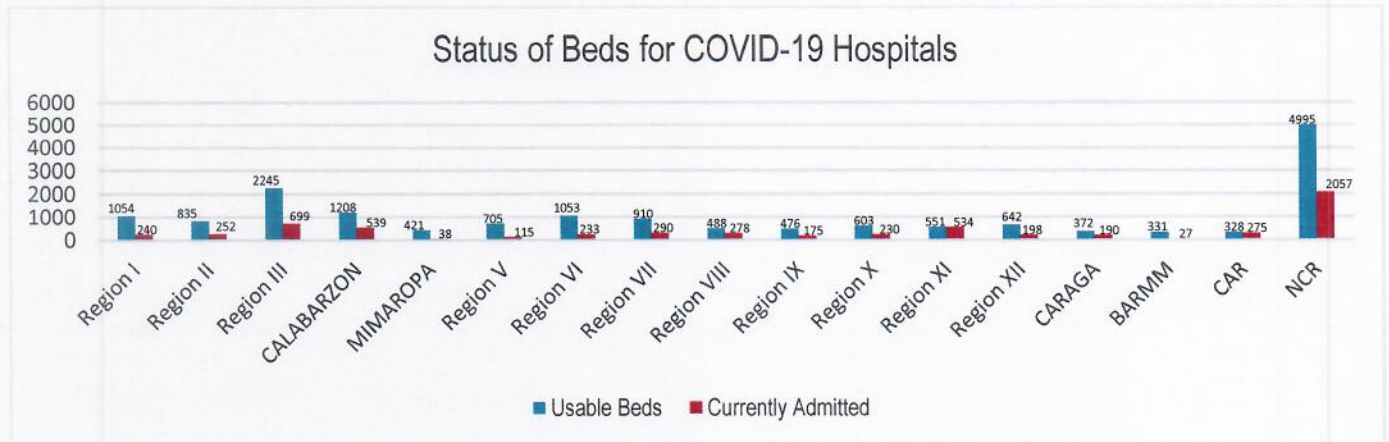


Aside from the TTMFs, Mega LIGTAS facilities have also been established. The summary of occupancies for the Mega LIGTAS facilities is as follows:



TREAT

For the TREAT strategy, One Hospital Command has been established to facilitate centralized referral system. Further, wards, isolation and intensive care units are in operation to provide treatment services for COVID-19 positives. The occupancy rate for all beds dedicated to COVID-19 (Ward, Isolation, Intensive Care) among reporting hospitals is summarized as follows.



PROCUREMENT AND DONATIONS

In terms of resources, the following is the summary of total domestic donations, international donations received by the Philippine government as well as the total procured personal protective equipment (PPE) distributed.

7,317	519	5,535,639
Total Domestic Donations	Total International Donations	Total Procured PPEs Distributed

MANAGEMENT OF RETURNING OVERSEAS FILIPINOS

Returning Overseas Filipinos are provided with assistance by facilitating their arrival from different points of origin abroad until their return to their respective homes, and attend to their medical and social needs, in order to give them comfort, ensure their safety, and prevent the spread of COVID-19. The following is the summary of ROFs

731,960	380,511
Total ROFs Arrivals	Total Hatid Probinsya Services Provided

For the Chairperson, NDRRMC:

UNDERSECRETARY RICARDO B JALAD
Executive Director, NDRRMC and
Administrator, OCD

REFERENCES: Reports from:
World Health Organization
Office of Civil Defense
Department of Health
Department of the Interior and Local Government
Department of Public Works and Highways
Department of Foreign Affairs

ANNEXES:
Community Quarantine Declaration per Region
Breakdown of Returning Overseas Filipinos

NOTE:
Other reports are available upon request

**Community Quarantine Declaration per LGU
As of 01 January 2021**

PROVINCE/ CHARTERED CITY / MUNICIPALITY	COMMUNITY QUARANTINE DECLARATION (ECQ, MECQ, GCQ, MGCQ)	EFFECTIVITY DATE
NCR		
<i>Caloocan</i>	GCQ	01-31 January 2021
<i>Malabon</i>	GCQ	01-31 January 2021
<i>Navotas</i>	GCQ	01-31 January 2021
<i>Valenzuela</i>	GCQ	01-31 January 2021
<i>Pasig</i>	GCQ	01-31 January 2021
<i>Pateros</i>	GCQ	01-31 January 2021
<i>Marikina</i>	GCQ	01-31 January 2021
<i>Taguig</i>	GCQ	01-31 January 2021
<i>Quezon City</i>	GCQ	01-31 January 2021
<i>Manila</i>	GCQ	01-31 January 2021
<i>Makati</i>	GCQ	01-31 January 2021
<i>Mandaluyong</i>	GCQ	01-31 January 2021
<i>San Juan</i>	GCQ	01-31 January 2021
<i>Muntinlupa</i>	GCQ	01-31 January 2021
<i>Paranaque</i>	GCQ	01-31 January 2021
<i>Las Pinas</i>	GCQ	01-31 January 2021
<i>Pasay</i>	GCQ	01-31 January 2021
CAR		
Abra	MGCQ	01-31 January 2021
Apayao	MGCQ	01-31 January 2021
Benguet	MGCQ	01-31 January 2021
Ifugao	MGCQ	01-31 January 2021
Kalinga	MGCQ	01-31 January 2021
Mt. Province	MGCQ	01-31 January 2021
<i>Baguio City</i>	MGCQ	01-31 January 2021
Region I		
La Union	MGCQ	01-31 January 2021
Pangasinan	MGCQ	01-31 January 2021
Iloco Sur	MGCQ	01-31 January 2021
Ilocos Norte	MGCQ	01-31 January 2021
<i>Dagupan City</i>	MGCQ	01-31 January 2021
Region II		
Batanes	MGCQ	01-31 January 2021
Cagayan	MGCQ	01-31 January 2021
Isabela	MGCQ	01-31 January 2021
<i>Santiago City</i>	GCQ	01-31 January 2021
Quirino	MGCQ	01-31 January 2021
Nueva Vizcaya	MGCQ	01-31 January 2021
Region III		
Aurora	MGCQ	01-31 January 2021
Bataan	MGCQ	01-31 January 2021
Bulacan	MGCQ	01-31 January 2021
Nueva Ecija	MGCQ	01-31 January 2021
Pampanga	MGCQ	01-31 January 2021

PROVINCE/ CHARTERED CITY / MUNICIPALITY	COMMUNITY QUARANTINE DECLARATION (ECQ, MECQ, GCQ, MGCQ)	EFFECTIVITY DATE
Tarlac	MGCQ	01-31 January 2021
Zambales	MGCQ	01-31 January 2021
<i>Angeles City</i>	MGCQ	01-31 January 2021
<i>Olongapo City</i>	MGCQ	01-31 January 2021
CALABARZON		
Cavite	MGCQ	01-31 January 2021
Laguna	MGCQ	01-31 January 2021
Batangas	GCQ	01-31 January 2021
Rizal	MGCQ	01-31 January 2021
Quezon	MGCQ	01-31 January 2021
<i>Lucena City</i>	MGCQ	01-31 January 2021
MIMAROPA		
Oriental Mindoro	MGCQ	01-31 January 2021
Occidental Mindoro	MGCQ	01-31 January 2021
Marinduque	MGCQ	01-31 January 2021
Romblon	MGCQ	01-31 January 2021
Palawan	MGCQ	01-31 January 2021
<i>Puerto Princesa City</i>	MGCQ	01-31 January 2021
Region V		
Albay	MGCQ	01-31 January 2021
Camarines Norte	MGCQ	01-31 January 2021
Camarines Sur	MGCQ	01-31 January 2021
<i>Naga City</i>	MGCQ	01-31 January 2021
Catanduanes	MGCQ	01-31 January 2021
Masbate	MGCQ	01-31 January 2021
Sosorgon	MGCQ	01-31 January 2021
Region VI		
Aklan	MGCQ	01-31 January 2021
Antique	MGCQ	01-31 January 2021
Capiz	MGCQ	01-31 January 2021
Guimaras	MGCQ	01-31 January 2021
Iloilo	MGCQ	01-31 January 2021
<i>Iloilo City</i>	MGCQ	01-31 January 2021
Negros Occidental	MGCQ	01-31 January 2021
<i>Bacolod City</i>	MGCQ	01-31 January 2021
Region VII		
Bohol	MGCQ	01-31 January 2021
Cebu	MGCQ	01-31 January 2021
<i>Cebu City</i>	MGCQ	01-31 January 2021
<i>Lapulapu City</i>	MGCQ	01-31 January 2021
<i>Mandaue City</i>	MGCQ	01-31 January 2021
Negros Oriental	MGCQ	01-31 January 2021
Siquijor	MGCQ	01-31 January 2021
Region VIII		
Leyte	MGCQ	01-31 January 2021
<i>Tacloban City</i>	GCQ	01-31 January 2021
Southern Leyte	MGCQ	01-31 January 2021
Biliran	MGCQ	01-31 January 2021
Samar	MGCQ	01-31 January 2021

PROVINCE/ CHARTERED CITY / MUNICIPALITY	COMMUNITY QUARANTINE DECLARATION (ECQ, MECQ, GCQ, MGCQ)	EFFECTIVITY DATE
Eastern Samar	MGCQ	01-31 January 2021
Northern Samar	MGCQ	01-31 January 2021
<i>Ormoc City</i>	MGCQ	01-31 January 2021
Region IX		
Zamboanga Del Norte	MGCQ	01-31 January 2021
Zamboanga Del Sur	MGCQ	01-31 January 2021
Zamboanga Sibugay	MGCQ	01-31 January 2021
<i>Zamboanga City</i>	MGCQ	01-31 January 2021
Region X		
Bukidnon	MGCQ	01-31 January 2021
Camiguin	MGCQ	01-31 January 2021
Lanao del Norte	MGCQ	01-31 January 2021
<i>Iligan City</i>	GCQ	01-31 January 2021
Misamis Occidental	MGCQ	01-31 January 2021
Misamis Oriental	MGCQ	01-31 January 2021
<i>Cagayan de Oro City</i>	MGCQ	01-31 January 2021
Region XI		
Davao del Norte	GCQ	01-31 January 2021
Davao del Sur	MGCQ	01-31 January 2021
<i>Davao City</i>	GCQ	01-31 January 2021
Davao de Oro	MGCQ	01-31 January 2021
Davao Occidental	MGCQ	01-31 January 2021
Davao Oriental	MGCQ	01-31 January 2021
Region XII		
North Cotabato	MGCQ	01-31 January 2021
Sarangani	MGCQ	01-31 January 2021
South Cotabato	MGCQ	01-31 January 2021
Sultan Kudarat	MGCQ	01-31 January 2021
<i>General Santos City</i>	MGCQ	01-31 January 2021
CARAGA		
Agusan del Norte	MGCQ	01-31 January 2021
<i>Butuan City</i>	MGCQ	01-31 January 2021
Agusan del Sur	MGCQ	01-31 January 2021
Surigao del Norte	MGCQ	01-31 January 2021
Surigao del Sur	MGCQ	01-31 January 2021
Dinagat Islands	MGCQ	01-31 January 2021
BARMM		
Maguindanao	MGCQ	01-31 January 2021
<i>Cotabato City</i>	MGCQ	01-31 January 2021
Lanao del Sur	GCQ	01-31 January 2021
Basilan	MGCQ	01-31 January 2021
Sulu	MGCQ	01-31 January 2021
Tawi-Tawi	MGCQ	01-31 January 2021

Sources: Memo from the Executive Secretary on Community Quarantine Classification dated 01 January 2021



Task Group on Management of Returning Overseas Filipinos

Summary Report

As of January 1 2021

TOTAL ARRIVAL OF ROFs:
731,960

	LAND-BASED	329,745
	SEA-BASED	266,919
	NON-OFWs	132,895
	DECEASED OFs	2,401

HATID PROBINSYA
 TOTAL ASSISTED ROFs: 380,511

	AIR	SEA	LAND
201,424	64,946	114,141	

**TOTAL of ROFs
 TESTEDTHRU RT-PCR**

729,559

**ASSISTANCES
 TOTAL of ROFs WERE PROVIDED**

534,159

HEALTH STATUS of ROFs

	QUARANTINE FACILITY		CONFIRMED POSITIVE		ADMITTED
17	12,288	417			
	RECOVERED		DEATHS		
11,863	6				



Republic of the Philippines
 INTER-AGENCY TASK FORCE
 FOR THE MANAGEMENT OF EMERGING INFECTIOUS DISEASE
 NATIONAL TASK FORCE COVID19



Task Group on Management of Returning Overseas Filipinos

TG-MROF Daily Report as of 1 January 2021

ARRIVALS

ROFs	AIRPORTS												GRAND TOTAL ARRIVAL OF ROFs	
	NAIA ^[1]						CLARK INTL. AIRPORT ^[1]		MACTAN-CEBU INTL. AIRPORT					
	T1 (23 Apr - 30 Dec)		T2 (25 Apr - 30 Dec)		T3 (8 July - 30 Dec)		(5 June - 30 Dec)		(28 June - 30 Dec)					
	Now	Cumulative	Now	Cumulative	Now	Cumulative	Now	Cumulative	Now	Cumulative	Now	Cumulative		
SUBTOTAL	669	177,709	1,455	242,919	951	161,328	-	58,867	-	-	-	-	3,129	731,960
OFWs	626	161,012	984	180,977	811	132,892	-	53,208	-	-	-	-	2,475	596,664
Land-Based	542	94,869	934	124,271	521	71,611	-	30,098	-	-	-	-	2,057	329,745
Sea-Based	84	56,123	50	56,706	230	61,281	-	23,110	-	-	-	-	418	266,919
NON-OFWs	43	26,697	471	61,942	140	28,436	-	5,659	-	-	-	-	654	132,895
Deceased OFWs ^[3]	-	-	-	2,401	-	-	-	-	-	-	-	-	-	2,401

ROFs	SEAPORTS												
	MANILA ^[2]		CEBU ^[2]		SUBIC ^[2]		BATAAN ^[2]		TAWI-TAWI / ZAMBOANGA ^[2]		DAVAO ^[2]		
	Now	Cumulative	Now	Cumulative	Now	Cumulative	Now	Cumulative	Now	Cumulative	Now	Cumulative	
SUBTOTAL	54	46,165	-	119	-	438	-	640	-	1986	-	-	9
OFWs	54	46,165	-	119	-	438	-	640	-	1986	-	-	9
Sea-Based	54	46,165	-	119	-	438	-	547	-	1986	-	-	9

Sources: 1) DOH Report as of 30 December 2020, 2) BOQ Report No. 225 as of 31 December 2020, and 3) BOQ Report No. 108 re Deceased OFWs as of 30 December 2020.
 Note: Figures from previous reports may differ due to data verification process.

TESTING

	AIRPORTS												GRAND TOTAL OF TESTED ROFs	
	NAIA ^[1]						CLARK INTL. AIRPORT ^[1]		MACTAN-CEBU INTL. AIRPORT ^[1]					
	Terminal 1		Terminal 2		Terminal 3									
	Now	Cumulative	Now	Cumulative	Now	Cumulative	Now	Cumulative	Now	Cumulative	Now	Cumulative		
SUBTOTAL	669	177,709	1,455	242,919	951	161,328	-	58,867	-	-	-	-	3,129	729,559
RT-PCR (Viral Test)														
Conducted by PCG	643	155,755	408	187,234	858	138,033	-	58,867	-	-	-	-	1,959	628,230
Arranged by LMA	-	2,250	-	2,011	-	-	-	-	-	-	-	-	0	4,267
Arranged by Marikina LGU	-	19	-	21	-	33	-	-	-	-	-	-	0	73
Arranged by Pampanga LGU	2	835	8	1,988	2	566	-	-	-	-	-	-	12	3,099
Conducted by PAGSS / PADL	24	18,514	-	-	93	21,060	-	-	-	-	-	-	117	39,910
Conducted by PAL / Detoxicare	-	-	1,041	51,985	-	-	-	-	-	-	-	-	1,041	51,985
Rapid Test Kit (Antibody Test)	-	1,060	-	3,921	-	-	-	-	-	-	-	-	-	12,987

	SEAPORTS												
	MANILA ^[2]		CEBU ^[2]		SUBIC ^[2]		BATAAN ^[2]		TAWI-TAWI / ZAMBOANGA ^[2]		DAVAO ^[2]		
	Now	Cumulative	Now	Cumulative	Now	Cumulative	Now	Cumulative	Now	Cumulative	Now	Cumulative	
SUBTOTAL	54	46,165	-	119	-	438	-	547	-	1986	-	-	9
RT-PCR (Viral Test)													
Conducted by PCG	54	46,165	-	119	-	438	-	547	-	1986	-	-	9

Sources: 1) DOH Report as of 30 December 2020, and 2) BOQ Report No. 225 as of 31 December 2020.
 Note: Figures from previous reports may differ due to data verification process.

QUARANTINE

ROFs in TREATMENT AND MONITORING FACILITIES										ROFs in ACCOMMODATION ESTABLISHMENTS (AEs)	
No. of OFWs	Confirmed Positive		Admitted		Recovered		Deaths		No. of AEs	NON-OFWs	
	Now	Cumulative	Now	Total	Now	Cumulative	Now	Cumulative			
17	32	12,266	417	37	11,863	-	6	2	243		

Sources: 1) BOQ Report No. 226 as of 31 December 2020 and 2) DOT Report as of 04 August 2020.
 Note: Figures from previous reports may differ due to data verification process (Location Batangas City on Woods and Chateau Royale).



Republic of the Philippines
 INTER-AGENCY TASK FORCE
 FOR THE MANAGEMENT OF EMERGING INFECTIOUS DISEASE
 NATIONAL TASK FORCE COVID19



Task Group on Management of Returning Overseas Filipinos

TG-MROF Daily Report as of 1 January 2021

Balik Probinsya

ROFs Assisted thru their destination	Mode of Transportation			GRAND TOTAL
	Air (NAIA T2)	Land (PITX)*	Sea (NORTH HARBOUR)	
	Cumulative	Cumulative	Cumulative	Cumulative
	201,424	114,141	64,945	380,511
Iloilo (ILO)	41,491			
Mactan-Cebu (CEB)	25,692			
Laguindingan (CGY)	25,992			
Davao (DVO)	25,306			
Bacolod-Surigao (BCD)	16,935			
General Santos (GES)	15,712			
Tacloban (TAC)	13,540			
Bohol-Panglao (TAG)	9,438			
Zamboanga (ZAM)	10,202			
Buluan (BNU)	7,650			
Dumaguete (DGT)	4,442			
Puerto Princesa (PPS)	1,602			
Legaspi (LGP)	12			

Source: 1) OSS Report as of 27 December 2020, and 2) DOTR-PCG Report as of 19 November 2020
 Note: Figures from previous reports may differ due data verification process.

ASSISTANCE

KINDS	OFWs
Hatid - Sundo <i>(Free transportation from ports to hotel and vice-versa)</i>	251,104
OFW Kalinga <i>(Free food and accommodation to stranded OFW returnees)</i>	256,465
Tulong Marino <i>(Free food packs for locally stranded seafarers)</i>	7,123
Assistance to stranded OFWs in the Regions <i>(Provided with food, accommodation and transportation)</i>	19,467

Source: OWWA Monitoring Reports as of 19 November 2020

Remains of DECEASED OFs

COUNTRY OF REGION			CAUSE OF DEATH		
COUNTRY	NOW	CUMULATIVE		NOW	CUMULATIVE
TOTAL	0	2,401		0	2,401
Saudi Arabia	0	798	COVID-19	-	341
USA	0	285	NON-COVID-19	-	2,060
United Arab Emirates	0	142			
Qatar	0	67			
Kuwait	0	51			
Others	0	1,058			

Source: BDO Report No. 108 re Deceased OFs as of 31 December 2020.
 Note: Figures from previous reports may differ due data verification process.

Returning Filipinos from SABAH

BATCH	DATE OF TRANSFER	TOTAL NO. OF RETURNEE
First Batch	July 03, 2020	354
Second Batch	July 28, 2020	330
Third Batch	August 12, 2020	400
Fourth Batch	August 27, 2020	379
Fifth Batch	September 23, 2020	400
	Total	1,963

Source: TG-MROF Secretariat as of 30 September 2020 (5th batch of REFs arrived on 24 September 2020)
 Note: Figures from previous reports may differ due data verification process.

Areas under Moratorium

REGION	Province/City	PERIOD
Region VI	Iloilo City	03 - 09 October 2020
BARMM	Lanao del Sur	05 - 31 October 2020
BARMM	Sulu	16 - 31 October 2020
Region VI	Iloilo City	21 December - 1 January, 2021

Source: RTF VI and BARMM

Prepared by:

 MS. RONA MAY S. SARTE
 Div. Staff, TGMROF Coord Center

Reviewed by:
 (SGD) MR. MARVIN T MANZANO
 Officer, TGMROF Coord Center

Republic of the Philippines
Inter-Agency Task Force
FOR THE MANAGEMENT OF EMERGENCY INFECTIOUS DISEASE
NATIONAL TASK FORCE COVID-19

Task Group on Management of Returning Overseas Filipinos

NARRATIVE REPORT

1 January 2021

ACTIONS TAKEN: Management of Returning Overseas Filipinos (MROF)

The Task Group on Management of Returning Overseas Filipinos (TG-MROF) was created by the National Incident Command-National Task Force COVID 19 to solely cater to the medical and social needs of Returning Overseas Filipinos (ROFs). The TG-MROF in coordination with various government agencies, private entities, and other task groups created to respond with the prevailing crisis, regional task units, and local government agencies that are task to facilitate the safe return of the ROFs back to their home provinces.

Members: DND, DOTr, DOLE, DILG, DFA, DOT, DSWD, DOH, OCD, OWWA, BOQ, CAAP, MARINA, PCG, PNP and AFP

ARRIVALS: As of 30 December 2020, a total of **731,960 Returning Overseas Filipinos (ROFs)** arrived at the NAIA Terminals 1, 2, and 3, Clark International Airport, Mactan-Cebu International Airport, South Harbor, Subic, Bataan, and Zamboanga Port. Of which, **329,745** are **land-based OFWs**, **266,919** are **sea-based OFWs** and **132,895** are **Non-OFWs**.

A total of **2,401 deceased OFs** had arrived in the country from 01 July – 31 December 2020. Of which, **341** died due to COVID-19.

TESTING: As of 30 December 2020, a total of **729,559 ROFs** were all tested thru RT-PCR. Of which, **12,987 ROFs** that was previously tested thru Rapid Test Kits have undergone a re-test thru RT-PCR.

QUARANTINE: As of 31 December 2020, a total of **12,288 ROFs** were confirmed positive with COVID-19. Of which, **417** are admitted at **17** quarantine facilities, **11,863** were able to recover and **6** died.

As of 31 December 2020, a total of **243 Non-OFWs** under quarantine in **2** Accommodation Establishments (AEs) in Batangas.


DEPARTURES: As of 27 December 2020, TG-MROF was able to assist **380,511 ROFs** back to their home provinces. Of which, **114,141** were assisted by land, **201,424** by air, and **64,946** by sea.

ASSISTANCE: As of 15 November 2020, a total of **534,159 OFWs** were assisted thru OWWA. Of which, **251,104** were assisted through the "Hatid-sundo" Program, **256,465** through the "OFW Kalinga" Program, **7,123** were assisted through the "Tulong Marino" Program and **19,467** assistances to stranded OFWs in the region.

RETURNING FILIPINOS (REFs) from SABAH: As of 30 September 2020, a total of **1,963 REFs** from Sabah arrived in the country and were assisted to go back in their home provinces.

MORATORIUM: As of 24 November 2020, a total of **4 areas** in Region VI and BARMM had temporarily suspended the acceptance of ROFs and LSIs.

Prepared by:


MS. RONA MAY S SARTE
Duty Staff, TGMROF Coord Center

Reviewed by:

(SGD) MR MARVIN T. MANZANO
Officer, TGMROF Coord Center