



REPUBLIC OF THE PHILIPPINES
NATIONAL DISASTER RISK REDUCTION AND MANAGEMENT COUNCIL

National Disaster Risk Reduction and Management Center, Camp Aguinaldo, Quezon City, Philippines

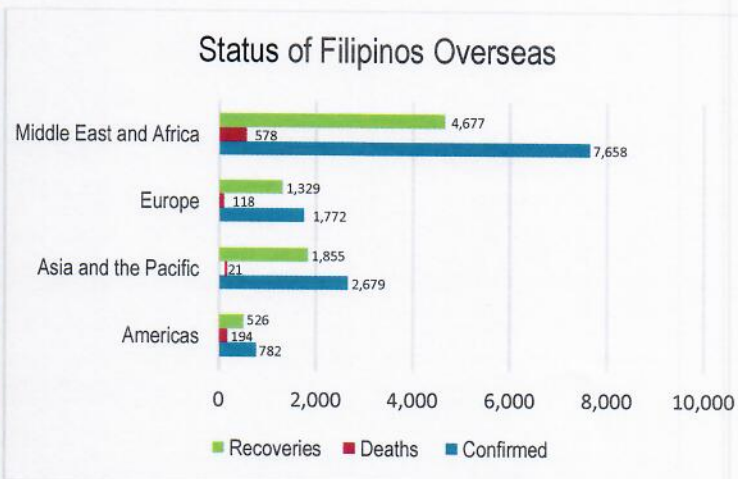
NATIONAL TASK FORCE
CORONAVIRUS DISEASE-2019
SITUATIONAL REPORT NO. 277

Issued on 1200H, 03 January 2021
 Report Coverage: 02 January 2021

GLOBAL SITUATION

82,579,768
 Total Cases World Wide

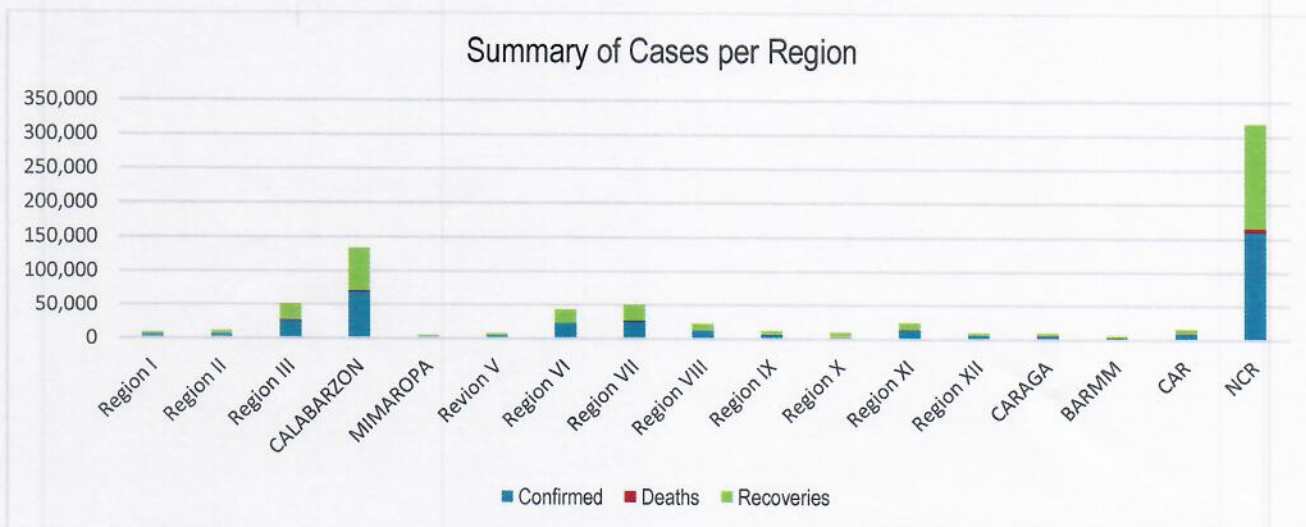
222
 Countries and Territories Affected



Source: WHO as of 02 January 2021

PHILIPPINE SITUATION

	TOTAL	NEW	REMARKS
TOTAL CASES	477,807	+891	
ACTIVE CASES	20,292	+675	
DEATHS	9,257	+4	1.94% Case Fatality Rate
RECOVERIES	448,258	+8,316	93.8% Case Recovery Rate

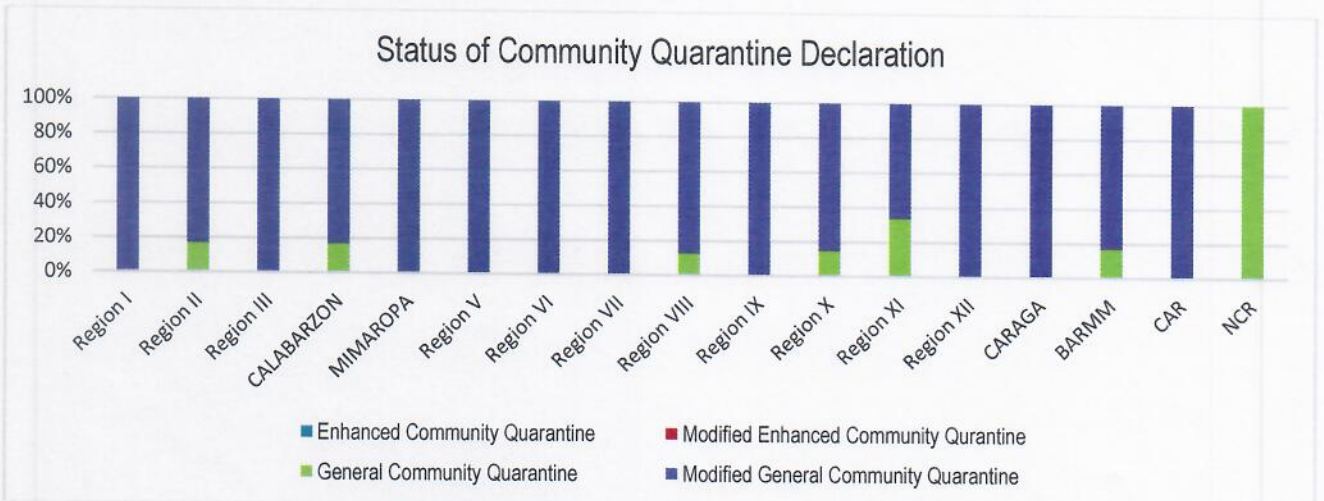


P-D-I-T-R STRATEGY

With reference to the National Action Plan (NAP) for COVID-19, the National Task Force is intensifying efforts to PREVENT the spread of the COVID-19, TEST individuals and communities, ISOLATE those that are identified to be confirmed cases, TREAT and provide with appropriate health care, and REINTEGRATE them back to the community.

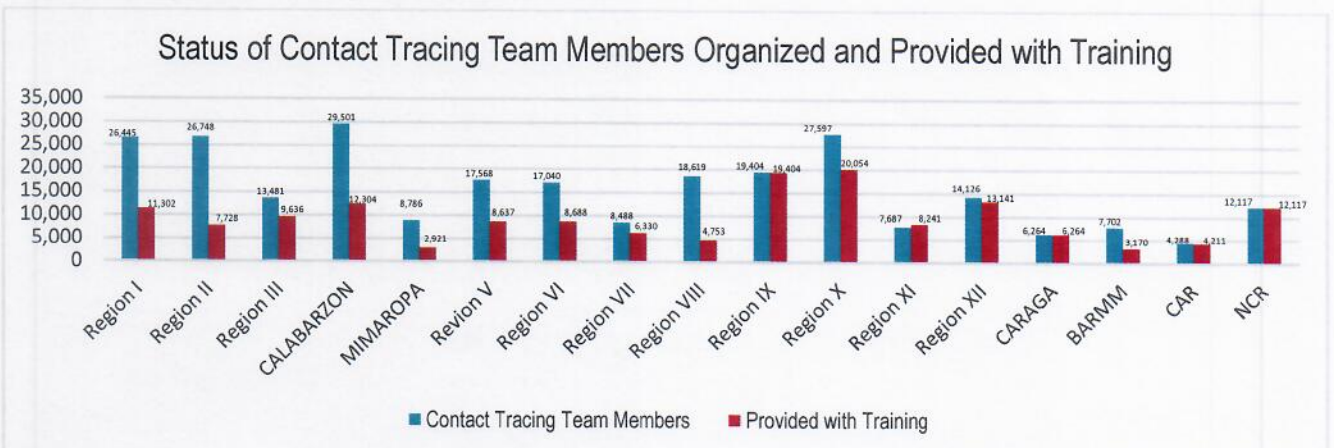
PREVENT

PREVENT enables to change mindsets and behaviors to advocate for a shared responsibility in ensuring compliance to minimum public health standards and protocols and address stigma and division in the communities, workplaces, schools. To implement the PREVENT strategy, community quarantine declarations are made in various localities, enforcing stricter regulations and disease preventive measures particular for areas with high cases. Status of community quarantine declarations is summarized as follows:



DETECT

DETECT entails active screening of those presenting with signs and symptoms of COVID-19 in the community as well as other disease surveillance activities. For this purpose, contact tracing teams have been organized and provided with appropriate training. Summary is as follows:



The overall results of contact tracing are summarized as follows:

1:6	99.48%	2,003,449
Case: Close Contacts Ratio	Contact Tracing Done for All Close Contacts of Confirmed Cases	Contacts Profiled

Also, part of DETECT strategy is the enhancement of the COVID-19 testing capacities of the country. For this purpose, testing laboratories are setup and provided with appropriate licensing. The summary is as follows:

199

Licensed RT-PCR and GeneXpert Laboratories

83

Laboratories with Ongoing Licensing Applications

The overall testing results is summarized as follows:

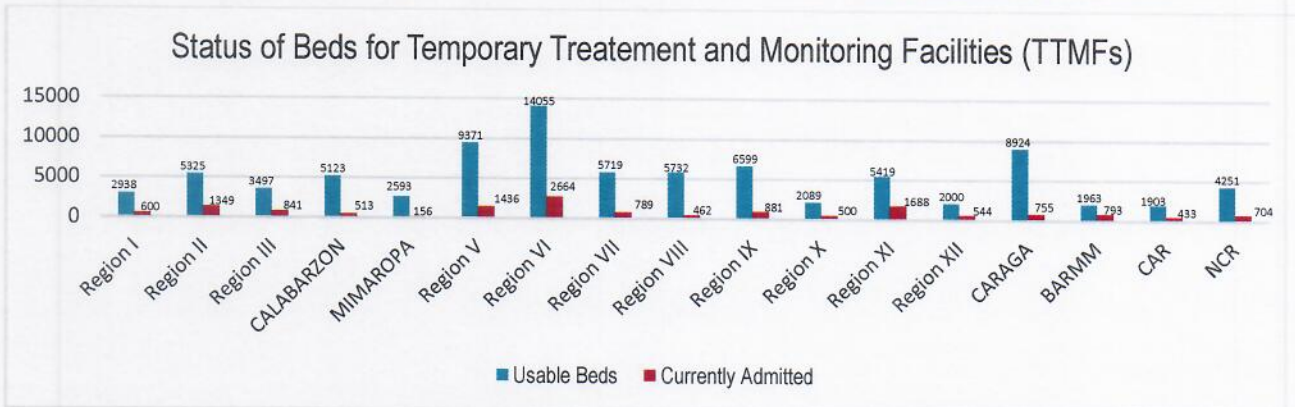
	TOTAL	NEW
TESTS CONDUCTED	6,821,024	+14,161
UNIQUE INDIVIDUALS TESTED	6,429,478	+13,213
POSITIVITY RATE	8.4%	
BACKLOGS	7	

To aid in the testing efforts, Mega Swabbing Sites have been established. The outputs of the Mega Swabbing Sites are as follows:

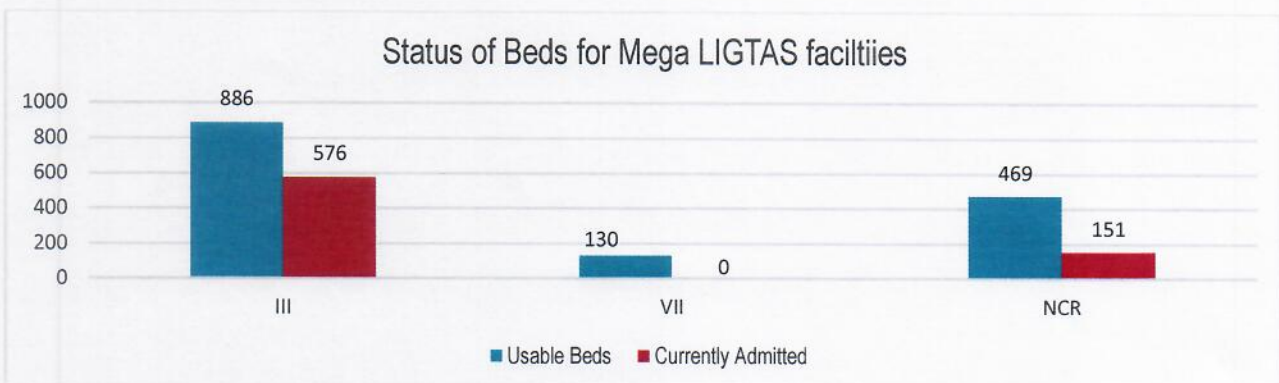
	TOTAL	NEW
PALACIO DE MAYNILA	101,735	+969
MOA ARENA	107,975	+1,144
ENDERUN TENT	69,578	+3,900
PHILIPPINE SPORTS ARENA	97,207	+3,784

ISOLATE

Isolate involves implementation of measures to separate those identified as exposed and confirmed cases and provide medical interventions to further prevent the spread of the disease. This strategy involves setting up of Temporary Treatment and Monitoring Facilities (TTMFs). The summary of TTMFs established is as follows:

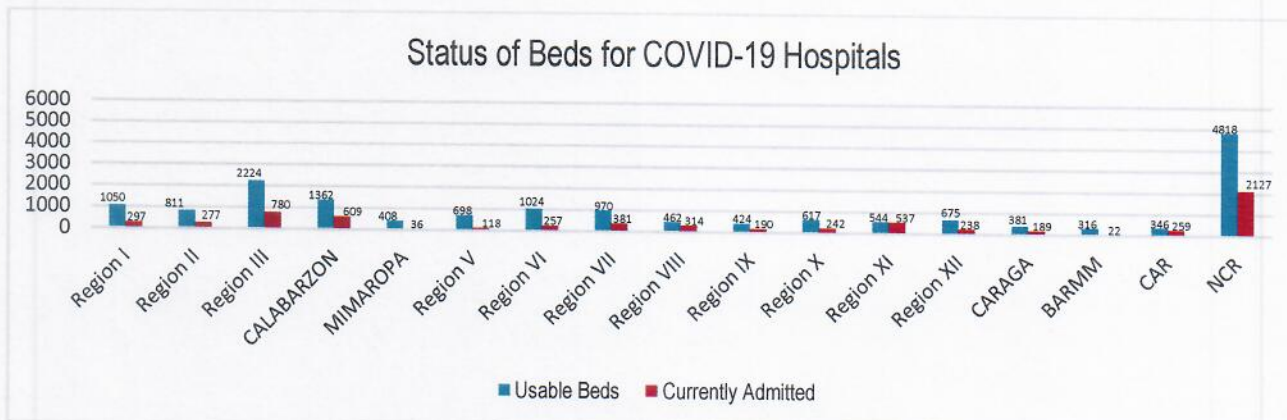


Aside from the TTMFs, Mega LIGTAS facilities have also been established. The summary of occupancies for the Mega LIGTAS facilities is as follows:



TREAT

For the TREAT strategy, One Hospital Command has been established to facilitate centralized referral system. Further, wards, isolation and intensive care units are in operation to provide treatment services for COVID-19 positives. The occupancy rate for all beds dedicated to COVID-19 (Ward, Isolation, Intensive Care) among reporting hospitals is summarized as follows.



PROCUREMENT AND DONATIONS

In terms of resources, the following is the summary of total domestic donations, international donations received by the Philippine government as well as the total procured personal protective equipment (PPE) distributed.

7,317

Total Domestic Donations

519

Total International Donations

5,535,639

Total Procured PPEs Distributed

MANAGEMENT OF RETURNING OVERSEAS FILIPINOS

Returning Overseas Filipinos are provided with assistance by facilitating their arrival from different points of origin abroad until their return to their respective homes, and attend to their medical and social needs, in order to give them comfort, ensure their safety, and prevent the spread of COVID-19. The following is the summary of ROFs


734,090

Total ROFs Arrivals

380,511

Total Hatid Probinsya Services Provided

For the Chairperson, NDRRMC:


UNDERSECRETARY RICARDO B JALAD
 Executive Director, NDRRMC and
 Administrator, OCD

REFERENCES: Reports from:

World Health Organization
 Office of Civil Defense
 Department of Health
 Department of the Interior and Local Government
 Department of Public Works and Highways
 Department of Foreign Affairs

ANNEXES:

Community Quarantine Declaration per Region
 Breakdown of Returning Overseas Filipinos

NOTE:

Other reports are available upon request

Community Quarantine Declaration per LGU
As of **02 January 2021**

PROVINCE/ CHARTERED CITY / MUNICIPALITY	COMMUNITY QUARANTINE DECLARATION (ECQ, MECQ, GCQ, MGCQ)	EFFECTIVITY DATE
NCR		
<i>Caloocan</i>	GCQ	01-31 January 2021
<i>Malabon</i>	GCQ	01-31 January 2021
<i>Navotas</i>	GCQ	01-31 January 2021
<i>Valenzuela</i>	GCQ	01-31 January 2021
<i>Pasig</i>	GCQ	01-31 January 2021
<i>Pateros</i>	GCQ	01-31 January 2021
<i>Marikina</i>	GCQ	01-31 January 2021
<i>Taguig</i>	GCQ	01-31 January 2021
<i>Quezon City</i>	GCQ	01-31 January 2021
<i>Manila</i>	GCQ	01-31 January 2021
<i>Makati</i>	GCQ	01-31 January 2021
<i>Mandaluyong</i>	GCQ	01-31 January 2021
<i>San Juan</i>	GCQ	01-31 January 2021
<i>Muntinlupa</i>	GCQ	01-31 January 2021
<i>Paranaque</i>	GCQ	01-31 January 2021
<i>Las Pinas</i>	GCQ	01-31 January 2021
<i>Pasay</i>	GCQ	01-31 January 2021
CAR		
Abra	MGCQ	01-31 January 2021
Apayao	MGCQ	01-31 January 2021
Benguet	MGCQ	01-31 January 2021
Ifugao	MGCQ	01-31 January 2021
Kalinga	MGCQ	01-31 January 2021
Mt. Province	MGCQ	01-31 January 2021
<i>Baguio City</i>	MGCQ	01-31 January 2021
Region I		
La Union	MGCQ	01-31 January 2021
Pangasinan	MGCQ	01-31 January 2021
Iloco Sur	MGCQ	01-31 January 2021
Ilocos Norte	MGCQ	01-31 January 2021
<i>Dagupan City</i>	MGCQ	01-31 January 2021
Region II		
Batanes	MGCQ	01-31 January 2021
Cagayan	MGCQ	01-31 January 2021
Isabela	MGCQ	01-31 January 2021
<i>Santiago City</i>	GCQ	01-31 January 2021
Quirino	MGCQ	01-31 January 2021
Nueva Vizcaya	MGCQ	01-31 January 2021
Region III		
Aurora	MGCQ	01-31 January 2021
Bataan	MGCQ	01-31 January 2021
Bulacan	MGCQ	01-31 January 2021
Nueva Ecija	MGCQ	01-31 January 2021
Pampanga	MGCQ	01-31 January 2021

PROVINCE/ CHARTERED CITY / MUNICIPALITY	COMMUNITY QUARANTINE DECLARATION (ECQ, MECQ, GCQ, MGCQ)	EFFECTIVITY DATE
Tarlac	MGCQ	01-31 January 2021
Zambales	MGCQ	01-31 January 2021
<i>Angeles City</i>	MGCQ	01-31 January 2021
<i>Olongapo City</i>	MGCQ	01-31 January 2021
CALABARZON		
Cavite	MGCQ	01-31 January 2021
Laguna	MGCQ	01-31 January 2021
Batangas	GCQ	01-31 January 2021
Rizal	MGCQ	01-31 January 2021
Quezon	MGCQ	01-31 January 2021
<i>Lucena City</i>	MGCQ	01-31 January 2021
MIMAROPA		
Oriental Mindoro	MGCQ	01-31 January 2021
Occidental Mindoro	MGCQ	01-31 January 2021
Marinduque	MGCQ	01-31 January 2021
Romblon	MGCQ	01-31 January 2021
Palawan	MGCQ	01-31 January 2021
<i>Puerto Princesa City</i>	MGCQ	01-31 January 2021
Region V		
Albay	MGCQ	01-31 January 2021
Camarines Norte	MGCQ	01-31 January 2021
Camarines Sur	MGCQ	01-31 January 2021
<i>Naga City</i>	MGCQ	01-31 January 2021
Catanduanes	MGCQ	01-31 January 2021
Masbate	MGCQ	01-31 January 2021
Sosorgon	MGCQ	01-31 January 2021
Region VI		
Aklan	MGCQ	01-31 January 2021
Antique	MGCQ	01-31 January 2021
Capiz	MGCQ	01-31 January 2021
Guimaras	MGCQ	01-31 January 2021
Iloilo	MGCQ	01-31 January 2021
<i>Iloilo City</i>	MGCQ	01-31 January 2021
Negros Occidental	MGCQ	01-31 January 2021
<i>Bacolod City</i>	MGCQ	01-31 January 2021
Region VII		
Bohol	MGCQ	01-31 January 2021
Cebu	MGCQ	01-31 January 2021
<i>Cebu City</i>	MGCQ	01-31 January 2021
<i>Lapulapu City</i>	MGCQ	01-31 January 2021
<i>Mandaue City</i>	MGCQ	01-31 January 2021
Negros Oriental	MGCQ	01-31 January 2021
Siquijor	MGCQ	01-31 January 2021
Region VIII		
Leyte	MGCQ	01-31 January 2021
<i>Tacloban City</i>	GCQ	01-31 January 2021
Southern Leyte	MGCQ	01-31 January 2021
Biliran	MGCQ	01-31 January 2021
Samar	MGCQ	01-31 January 2021

PROVINCE/ CHARTERED CITY / MUNICIPALITY	COMMUNITY QUARANTINE DECLARATION (ECQ, MECQ, GCQ, MGCQ)	EFFECTIVITY DATE
Eastern Samar	MGCQ	01-31 January 2021
Northern Samar	MGCQ	01-31 January 2021
<i>Ormoc City</i>	MGCQ	01-31 January 2021
Region IX		
Zamboanga Del Norte	MGCQ	01-31 January 2021
Zamboanga Del Sur	MGCQ	01-31 January 2021
Zamboanga Sibugay	MGCQ	01-31 January 2021
<i>Zamboanga City</i>	MGCQ	01-31 January 2021
Region X		
Bukidnon	MGCQ	01-31 January 2021
Camiguin	MGCQ	01-31 January 2021
Lanao del Norte	MGCQ	01-31 January 2021
<i>Iligan City</i>	GCQ	01-31 January 2021
Misamis Occidental	MGCQ	01-31 January 2021
Misamis Oriental	MGCQ	01-31 January 2021
<i>Cagayan de Oro City</i>	MGCQ	01-31 January 2021
Region XI		
Davao del Norte	GCQ	01-31 January 2021
Davao del Sur	MGCQ	01-31 January 2021
<i>Davao City</i>	GCQ	01-31 January 2021
Davao de Oro	MGCQ	01-31 January 2021
Davao Occidental	MGCQ	01-31 January 2021
Davao Oriental	MGCQ	01-31 January 2021
Region XII		
North Cotabato	MGCQ	01-31 January 2021
Sarangani	MGCQ	01-31 January 2021
South Cotabato	MGCQ	01-31 January 2021
Sultan Kudarat	MGCQ	01-31 January 2021
<i>General Santos City</i>	MGCQ	01-31 January 2021
CARAGA		
Agusan del Norte	MGCQ	01-31 January 2021
<i>Butuan City</i>	MGCQ	01-31 January 2021
Agusan del Sur	MGCQ	01-31 January 2021
Surigao del Norte	MGCQ	01-31 January 2021
Surigao del Sur	MGCQ	01-31 January 2021
Dinagat Islands	MGCQ	01-31 January 2021
BARMM		
Maguindanao	MGCQ	01-31 January 2021
<i>Cotabato City</i>	MGCQ	01-31 January 2021
Lanao del Sur	GCQ	01-31 January 2021
Basilan	MGCQ	01-31 January 2021
Sulu	MGCQ	01-31 January 2021
Tawi-Tawi	MGCQ	01-31 January 2021

Sources: Memo from the Executive Secretary on Community Quarantine Classification dated 01 January 2021



Republic of the Philippines
INTER-AGENCY TASK FORCE
FOR THE MANAGEMENT OF EMERGING INFECTIOUS DISEASE
NATIONAL TASK FORCE - COVID 19



Task Group on Management of Returning Overseas Filipinos

Summary Report

As of January 2 2021

TOTAL ARRIVAL OF ROFs:
734,090

**TOTAL of ROFs
TESTED THRU RT-PCR**

ASSISTANCES
TOTAL of ROFs WERE PROVIDED

LAND-BASED	331,451
SEA-BASED	267,204
NON-OFWs	133,032
DECEASED OFs	2,403

731,759

534,159

HEALTH STATUS of ROFs

QUARANTINE FACILITY 17	CONFIRMED POSITIVE 12,334	ADMITTED 424
RECOVERED 11,893	DEATHS 6	

HATID PROBINSYA

TOTAL ASSISTED ROFs: 380,511

AIR 201,424	SEA 64,946	LAND 114,141
-----------------------	----------------------	------------------------



Republic of the Philippines
 INTER-AGENCY TASK FORCE
 FOR THE MANAGEMENT OF EMERGING INFECTIOUS DISEASE
 NATIONAL TASK FORCE COVID-19



Task Group on Management of Returning Overseas Filipinos

TG-MROF Daily Report as of 2 January 2021

ARRIVALS

ROFs	AIRPORTS										GRAND TOTAL ARRIVAL OF ROFs	
	NAIA ^[1]						CLARK INTL. AIRPORT ^[1]		MACTAN-CEBU INTL. AIRPORT			
	T1 (23 Apr - 31 Dec)		T2 (26 Apr - 31 Dec)		T3 (8 July - 31 Dec)		(5 June - 31 Dec)		(28 June - 31 Dec)			
	Now	Cumulative	Now	Cumulative	Now	Cumulative	Now	Cumulative	Now	Cumulative		
SUBTOTAL	771	178,408	542	243,461	887	162,215	-	58,867	-	39,472	2,200	734,090
OFWs	699	151,711	510	181,487	782	139,574		53,208		29,311	1,991	598,655
Land-Based	685	95,574	476	124,747	545	72,156		30,098		8,976	1,706	331,451
Sea-Based	14	56,137	34	56,740	237	61,518		23,110		20,435	285	267,204
NON-OFWs	72	26,697	32	61,974	105	28,541		5,659		10,161	209	133,032
Deceased OFWs ^[2]			-	2,403							-	2,403

ROFs	SEAPORTS											
	MANILA ^[2]		CEBU ^[2]		SUBIC ^[2]		BATAAN ^[2]		TAWI-TAWI / ZAMBOANGA ^[2]		DAVAO ^[2]	
	Now	Cumulative	Now	Cumulative	Now	Cumulative	Now	Cumulative	Now	Cumulative	Now	Cumulative
	SUBTOTAL	-	46,165	-	119	-	438	-	640	-	1,986	-
OFWs	-	46,165	-	119	-	438	-	640	-	1,986	-	9
Sea-Based	-	46,165	-	119	-	438	-	547	-	1,986	-	9

Sources: 1) OSS Report as of 31 December 2020, 2) BOQ Report No. 226 as of 1 January 2021, and 3) BOQ Report No. 163 re Deceased OFWs as of 1 January 2021.
 Note: Figures from previous reports may differ due to data verification process.

TESTING

	AIRPORTS										GRAND TOTAL OF TESTED ROFs	
	NAIA ^[1]						CLARK INTL. AIRPORT ^[1]		MACTAN-CEBU INTL. AIRPORT ^[1]			
	Terminal 1		Terminal 2		Terminal 3							
	Now	Cumulative	Now	Cumulative	Now	Cumulative	Now	Cumulative	Now	Cumulative		
SUBTOTAL	771	178,480	542	243,461	887	162,215	-	58,867	-	39,472	2,200	731,759
RT-PCR (Viral Test)												
Conducted by PCG	692	158,447	204	187,438	831	140,464	-	58,867	-	39,472	1,727	629,957
Arranged by LMA	-	2,256	-	2,011	-	-	-	-	-	-	0	4,267
Arranged by Marikina LGU	-	19	-	21	-	33	-	-	-	-	0	73
Arranged by Pampanga LGU	1	866	6	1,674	1	567	-	-	-	-	8	3,107
Conducted by PAGSS / PADL	78	18,892	-	-	55	21,151	-	-	-	-	133	40,043
Conducted by PAL / Detoxicare	-	-	332	52,317	-	-	-	-	-	-	332	52,317
Rapid Test Kit (Antibody Test)	-	9,066	-	3,921	-	-	-	-	-	-	-	12,987

	SEAPORTS											
	MANILA ^[2]		CEBU ^[2]		SUBIC ^[2]		BATAAN ^[2]		TAWI-TAWI / ZAMBOANGA ^[2]		DAVAO ^[2]	
	Now	Cumulative	Now	Cumulative	Now	Cumulative	Now	Cumulative	Now	Cumulative	Now	Cumulative
	SUBTOTAL	-	46,165	-	119	-	438	-	547	-	1,986	-
RT-PCR (Viral Test)												
Conducted by PCG	-	46,165	-	119	-	438	-	547	-	1,986	-	9

Sources: 1) OSS Report as of 31 December 2020, and 2) BOQ Report No. 226 as of 1 January 2021.
 Note: Figures from previous reports may differ due to data verification process.

QUARANTINE

ROFs in TREATMENT AND MONITORING FACILITIES								ROFs in ACCOMMODATION ESTABLISHMENTS (AEs)		
No. of QFs	Confirmed Positive		Admitted		Recovered		Deaths		No. of AEs	NON-OFWs
	Now	Cumulative	Now	Total	Now	Cumulative	Now	Cumulative		
17	46	12,334	7	424	30	11,893	-	6	2	243

Sources: 1) BOQ report No. 226 as of 1 January 2021 and 2) DOT Report as of 04 August 2020. Note: (Location Batangas Canyon Woods and Chateau Royale)



Republic of the Philippines
 INTER-AGENCY TASK FORCE
 FOR THE MANAGEMENT OF EMERGING INFECTIOUS DISEASE
 NATIONAL TASK FORCE COVID19



Task Group on Management of Returning Overseas Filipinos

TG-MROF Daily Report as of 2 January 2021

Balik Probinsya

ROFs Assisted thru their destination	Mode of Transportation			GRAND TOTAL
	Air (NAIA T2)	Land (PITX)*	Sea (NORTH HARBOR)	
	Cumulative	Cumulative	Cumulative	
	201,424	114,141	64,946	380,511
Iloilo (ILO)	41,491			
Maclean-Cebu (CEB)	26,692			
Laguindingan (CGY)	26,992			
Davao (DVO)	25,308			
Bacolod-Silay (BCD)	16,935			
General Santos (GES)	18,712			
Tadoban (TAC)	13,540			
Bohol-Panglao (TAG)	9,438			
Zamboanga (ZAM)	10,202			
Butuan (BXU)	7,858			
Dumaguete (DGT)	4,442			
Puerto Princesa (PPS)	1,802			
Legazpi (LGP)	12			

Source: 1) OSS Report as of 27 December 2020, and 2) DOTR-PCG Report as of 19 November 2020
 Note: Figures from previous reports may differ due data verification process.

ASSISTANCE

KINDS	OFWs
Hatid - Sundo <i>(Free transportation from ports to hotel and vice-versa)</i>	251,104
OFW Kalinga <i>(Free food and accommodation to stranded OFW returnees)</i>	256,465
Tulong Marino <i>(Free food packs for locally stranded seafarers)</i>	7,123
Assistance to stranded OFWs in the Regions <i>(Provided with food, accommodation and transportation)</i>	19,467

Source: OWWA Monitoring Reports as of 15 November 2020

Remains of DECEASED OFs

COUNTRY OF REGION	COUNTRY OF REGION		CAUSE OF DEATH		
	TOTAL	NOW	CUMULATIVE	NOW	CUMULATIVE
TOTAL	2		2,403		2,403
Saudi Arabia	0		798	COVID-19	341
USA	0		285	NON-COVID-19	2,062
United Arab Emirates	0		142		
Qatar	0		67		
Kuwait	0		51		
Others	2		1,060		

Source: BOQ Report No. 169 re Deceased OFs as of 1 January 2021
 Note: Figures from previous reports may differ due data verification process.

Returning Filipinos from SABAH

Total No of Filipinos From Sabah from Sabah for Transfer (per letter from Sabah dated 09 June 2020)	Total No of Filipinos from Sabah Transferred (as of 01 September 2020)	Remaining No of Filipinos in Sabah for Transfer (as of 01 September)
5,300	1,963	3,337

BATCH	DATE OF TRANSFER	TOTAL NO. OF RETURNEE
First Batch	July 03, 2020	394
Second Batch	July 28, 2020	390
Third Batch	August 12, 2020	400
Fourth Batch	August 27, 2020	379
Fifth Batch	September 23, 2020	400
	Total	1,963

Source: TG-MROF Secretariat as of 30 September 2020 (5th batch of REFs arrived on 24 September 2020)
 Note: Figures from previous reports may differ due data verification process.

Areas under Moratorium

REGION	Province/City	PERIOD
Region VI	Iloilo City	03 - 09 October 2020
BARMM	Lanao del Sur	05 - 31 October 2020
BARMM	Sulu	16 - 31 October 2020
Region VI	Iloilo City	21 December - 1 January, 2021

Source: RTF VI and BARMM

Prepared by:

MS. RONA MAY S. SARTE
 Duty Staff, TGMROF Coord Center

Reviewed by:

MR. MARVIN T MANZANO
 Officer, TGMROF Coord Center

Republic of the Philippines
Inter-Agency Task Force
FOR THE MANAGEMENT OF EMERGENCY INFECTIOUS DISEASE
NATIONAL TASK FORCE COVID-19

Task Group on Management of Returning Overseas Filipinos

NARRATIVE REPORT

2 January 2021

ACTIONS TAKEN: Management of Returning Overseas Filipinos (MROF)

The Task Group on Management of Returning Overseas Filipinos (TG-MROF) was created by the National Incident Command-National Task Force COVID 19 to solely cater to the medical and social needs of Returning Overseas Filipinos (ROFs). The TG-MROF in coordination with various government agencies, private entities, and other task groups created to respond with the prevailing crisis, regional task units, and local government agencies that are tasked to facilitate the safe return of the ROFs back to their home provinces.

Members: DND, DOTr, DOLE, DILG, DFA, DOT, DSWD, DOH, OCD, OWWA, BOQ, CAAP, MARINA, PCG, PNP and AFP

ARRIVALS: As of 31 December 2020, a total of 734,090 Returning Overseas Filipinos (ROFs) arrived at the NAIA Terminals 1, 2, and 3, Clark International Airport, Mactan-Cebu International Airport, South Harbor, Subic, Bataan, and Zamboanga Port. Of which, 331,451 are land-based OFWs, 218,267,204 are sea-based OFWs and 133,032 are Non-OFWs.

A total of 2,403 deceased OFs had arrived in the country from 01 July – 1 January 2021. Of which, 341 died due to COVID-19.

TESTING: As of 31 December 2020, a total of 731,759 ROFs were all tested thru RT-PCR. Of which, 12,987 ROFs that was previously tested thru Rapid Test Kits have undergone a re-test thru RT-PCR.

QUARANTINE: As of 1 January 2021, a total of 12,334 ROFs were confirmed positive with COVID-19. Of which, 424 are admitted at 17 quarantine facilities, 11,893 were able to recover and 6 died.

As of 31 December 2020, a total of 243 Non-OFWs under quarantine in 2 Accommodation Establishments (AEs) in Batangas.

DEPARTURES: As of 27 December 2020, TG-MROF was able to assist 380,511 ROFs back to their home provinces. Of which, 114,141 were assisted by land, 201,424 by air, and 64,946 by sea.

ASSISTANCE: As of 15 November 2020, a total of 534,159 OFWs were assisted thru OWWA. Of which, 251,104 were assisted through the "Hatid-sundo" Program, 256,465 through the "OFW Kalinga" Program, 7,123 were assisted through the "Tulong Marino" Program and 19,467 assistances to stranded OFWs in the region.

RETURNING FILIPINOS (REFs) from SABAH: As of 30 September 2020, a total of 1,963 REFs from Sabah arrived in the country and were assisted to go back in their home provinces.

MORATORIUM: As of 24 November 2020, a total of 4 areas in Region VI and BARMM had temporarily suspended the acceptance of ROFs and LSIs.

Prepared by:


MS. JAMELAH KAY L. JOSE
Duty Staff, TGMROF Coord Center

Reviewed by:


MR MARVIN T. MANZANO
Officer, TGMROF Coord Center