



REPUBLIC OF THE PHILIPPINES
NATIONAL DISASTER RISK REDUCTION AND MANAGEMENT COUNCIL

National Disaster Risk Reduction and Management Center, Camp Aguinaldo, Quezon City, Philippines

NATIONAL TASK FORCE
CORONAVIRUS DISEASE-2019
SITUATIONAL REPORT NO. 287

Issued on 1200H, 13 January 2021
 Report Coverage: 12 January 2021

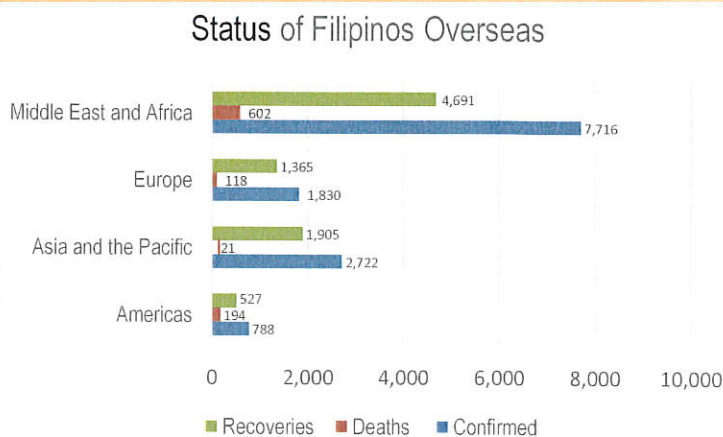
GLOBAL SITUATION

90,054,813
 Total Cases World Wide

223
 Countries and Territories Affected

2.2%
 Global Case Fatality Rate

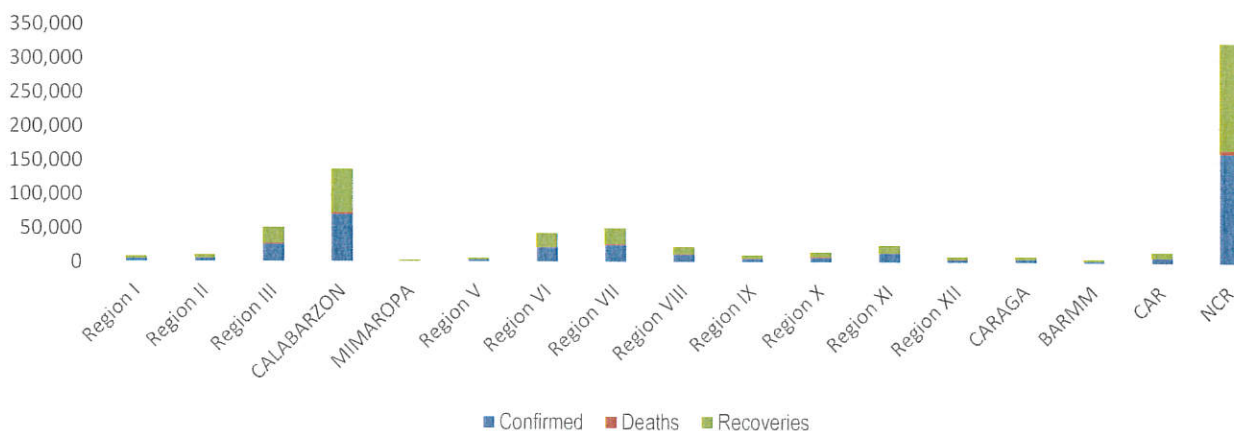
Source: WHO (COVID-19) Dashboard as of 13 January 2021



PHILIPPINE SITUATION

	TOTAL	NEW	REMARKS
TOTAL CASES	491,258	+1,524	
ACTIVE CASES	23,532	+1,318	
DEATHS	9,554	+139	1.94% Case Fatality Rate
RECOVERIES	458,172	+44	93.3% Case Recovery Rate

Summary of Cases per Region

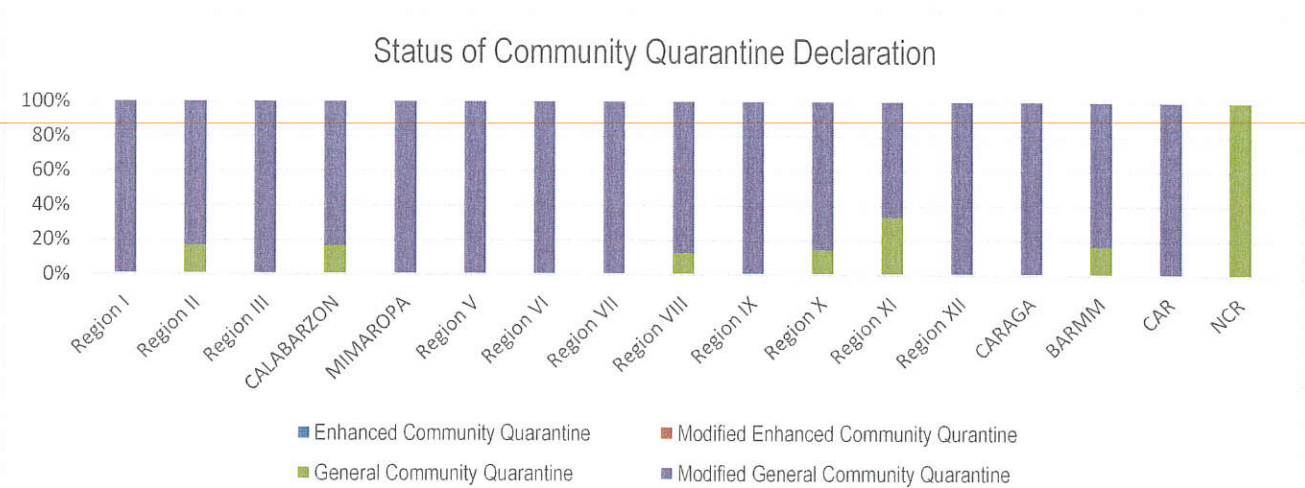


P-D-I-T-R STRATEGY

With reference to the National Action Plan (NAP) for COVID-19, the National Task Force is intensifying efforts to PREVENT the spread of the COVID-19, TEST individuals and communities, ISOLATE those that are identified to be confirmed cases, TREAT and provide with appropriate health care, and REINTEGRATE them back to the community.

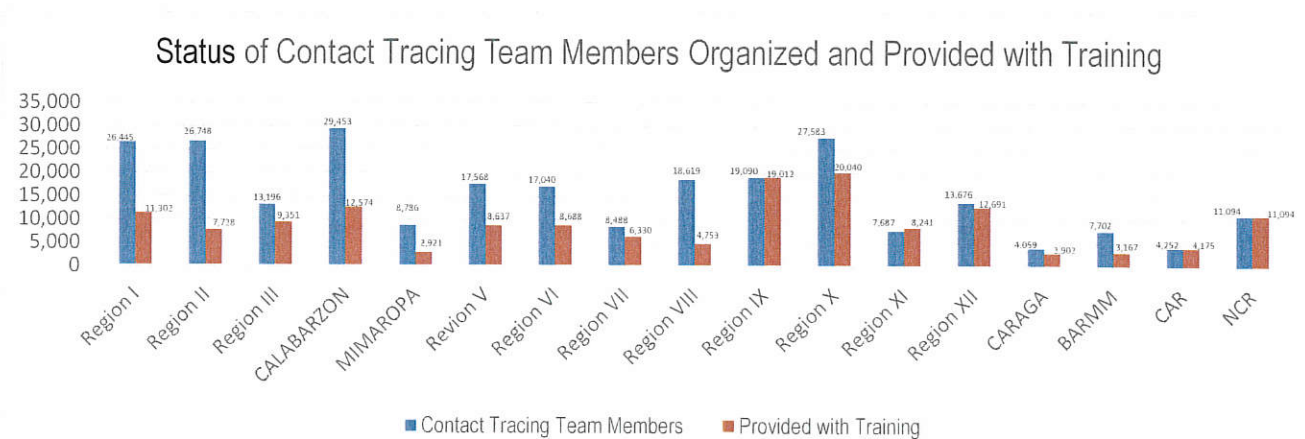
PREVENT

PREVENT enables to change mindsets and behaviors to advocate for a shared responsibility in ensuring compliance to minimum public health standards and protocols and address stigma and division in the communities, workplaces, schools. To implement the PREVENT strategy, community quarantine declarations are made in various localities, enforcing stricter regulations and disease preventive measures particular for areas with high cases. Status of community quarantine declarations is summarized as follows:



DETECT

DETECT entails active screening of those presenting with signs and symptoms of COVID-19 in the community as well as other disease surveillance activities. For this purpose, contact tracing teams have been organized and provided with appropriate training. Summary is as follows:



The overall results of contact tracing are summarized as follows:

1:6	99.50%	2,046,103
Case: Close Contacts Ratio	Contact Tracing Done for All Close Contacts of Confirmed Cases	Contacts Profiled

Also, part of DETECT strategy is the enhancement of the COVID-19 testing capacities of the country. For this purpose, testing laboratories are setup and provided with appropriate licensing. The summary is as follows:

200	50
Licensed RT-PCR and GeneXpert Laboratories	Laboratories with Ongoing Licensing Applications

The overall testing results is summarized as follows:

	TOTAL	NEW
TESTS CONDUCTED	7,132,069	+33,434
UNIQUE INDIVIDUALS TESTED	6,723,983	+31,939
POSITIVITY RATE	8.25%	
BACKLOGS	1	

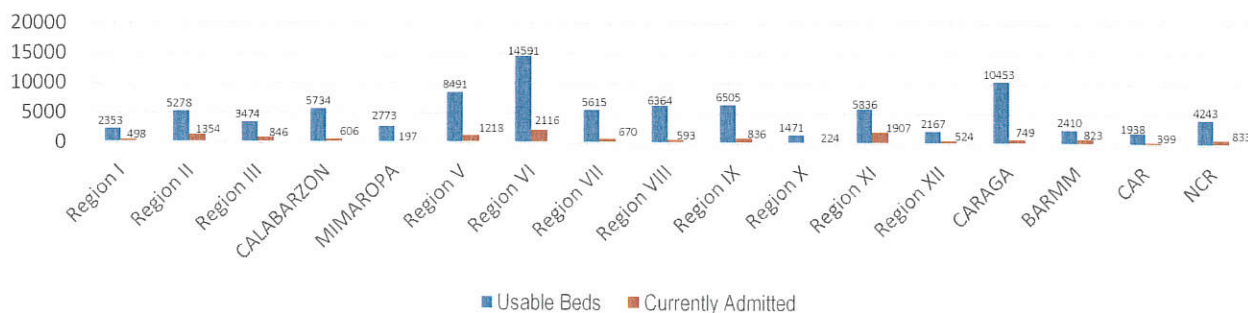
To aid in the testing efforts, Mega Swabbing Sites have been established. The outputs of the Mega Swabbing Sites are as follows:

	TOTAL	NEW
ACT MOBILE TEAM	185,363	- 664
MOA ARENA	166,292	- 990
ENDERUN TENT	153,319	- 1510
PHILIPPINE SPORTS ARENA	197,098	- 1875

ISOLATE

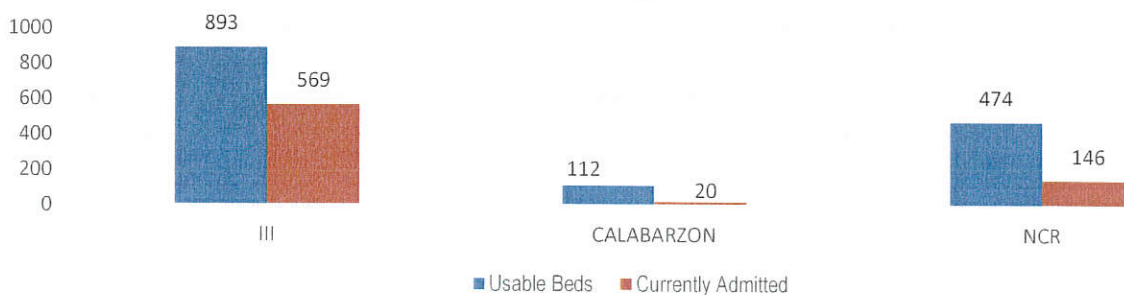
Isolate involves implementation of measures to separate those identified as exposed and confirmed cases and provide medical interventions to further prevent the spread of the disease. This strategy involves setting up of Temporary Treatment and Monitoring Facilities (TTMFs). The summary of TTMFs established is as follows:

Status of Beds for Temporary Treatment and Monitoring Facilities (TTMFs)



Aside from the TTMFs, Mega LIGTAS facilities have also been established. The summary of occupancies for the Mega LIGTAS facilities is as follows:

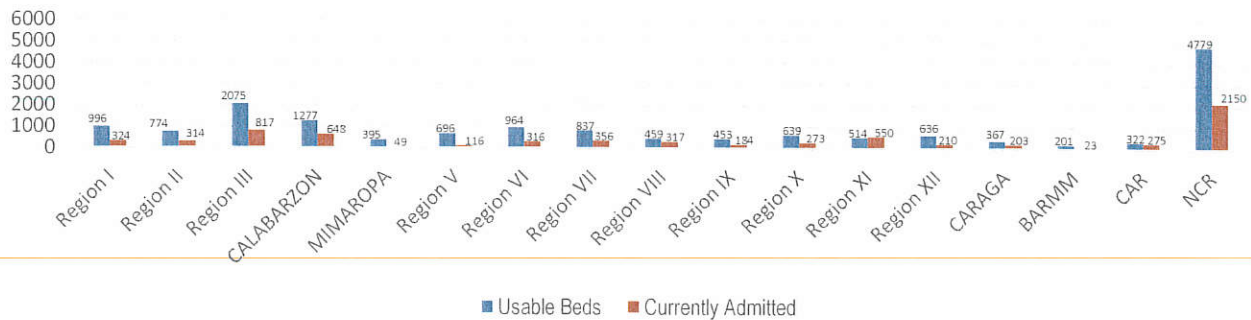
Status of Beds for Mega LIGTAS facilities



TREAT

For the TREAT strategy, One Hospital Command has been established to facilitate centralized referral system. Further, wards, isolation and intensive care units are in operation to provide treatment services for COVID-19 positives. The occupancy rate for all beds dedicated to COVID-19 (Ward, Isolation, Intensive Care) among reporting hospitals is summarized as follows.

Status of Beds for COVID-19 Hospitals



PROCUREMENT AND DONATIONS

In terms of resources, the following is the summary of total domestic donations, international donations received by the Philippine government as well as the total procured personal protective equipment (PPE) distributed.

7,431

Total Domestic Donations

539

Total International Donations

5,602,869

Total Procured PPEs Distributed

MANAGEMENT OF RETURNING OVERSEAS FILIPINOS

Returning Overseas Filipinos are provided with assistance by facilitating their arrival from different points of origin abroad until their return to their respective homes, and attend to their medical and social needs, in order to give them comfort, ensure their safety, and prevent the spread of COVID-19. The following is the summary of ROFs

764,440

Total ROFs Arrivals

388,822

Total Hatid Probinsya Services Provided

For the Chairperson, NDRRMC:


UNDERSECRETARY RICARDO B JALAD
 Executive Director, NDRRMC and
 Administrator, OCD

REFERENCES: Reports from:
 World Health Organization
 Office of Civil Defense
 Department of Health
 Department of the Interior and Local Government
 Department of Public Works and Highways
 Department of Foreign Affairs

ANNEXES:
 Community Quarantine Declaration per Region
 Breakdown of Returning Overseas Filipinos

NOTE:
 Other reports are available upon request

Community Quarantine Declaration per LGU
As of 12 January 2021

PROVINCE/ CHARTERED CITY / MUNICIPALITY	COMMUNITY QUARANTINE DECLARATION (ECQ, MECQ, GCQ, MGCQ)	EFFECTIVITY DATE
NCR		
<i>Caloocan</i>	GCQ	01-31 January 2021
<i>Malabon</i>	GCQ	01-31 January 2021
<i>Navotas</i>	GCQ	01-31 January 2021
<i>Valenzuela</i>	GCQ	01-31 January 2021
<i>Pasig</i>	GCQ	01-31 January 2021
<i>Pateros</i>	GCQ	01-31 January 2021
<i>Marikina</i>	GCQ	01-31 January 2021
<i>Taguig</i>	GCQ	01-31 January 2021
<i>Quezon City</i>	GCQ	01-31 January 2021
<i>Manila</i>	GCQ	01-31 January 2021
<i>Makati</i>	GCQ	01-31 January 2021
<i>Mandaluyong</i>	GCQ	01-31 January 2021
<i>San Juan</i>	GCQ	01-31 January 2021
<i>Muntinlupa</i>	GCQ	01-31 January 2021
<i>Paranaque</i>	GCQ	01-31 January 2021
<i>Las Pinas</i>	GCQ	01-31 January 2021
<i>Pasay</i>	GCQ	01-31 January 2021
CAR		
Abra	MGCQ	01-31 January 2021
Apayao	MGCQ	01-31 January 2021
Benguet	MGCQ	01-31 January 2021
Ifugao	MGCQ	01-31 January 2021
Kalinga	MGCQ	01-31 January 2021
Mt. Province	MGCQ	01-31 January 2021
<i>Baguio City</i>	MGCQ	01-31 January 2021
Region I		
La Union	MGCQ	01-31 January 2021
Pangasinan	MGCQ	01-31 January 2021
Iloco Sur	MGCQ	01-31 January 2021
Ilocos Norte	MGCQ	01-31 January 2021
<i>Dagupan City</i>	MGCQ	01-31 January 2021
Region II		
Batanes	MGCQ	01-31 January 2021
Cagayan	MGCQ	01-31 January 2021
Isabela	MGCQ	01-31 January 2021
<i>Santiago City</i>	GCQ	01-31 January 2021
Quirino	MGCQ	01-31 January 2021
Nueva Vizcaya	MGCQ	01-31 January 2021
Region III		
Aurora	MGCQ	01-31 January 2021
Bataan	MGCQ	01-31 January 2021
Bulacan	MGCQ	01-31 January 2021
Nueva Ecija	MGCQ	01-31 January 2021

Pampanga		MGCQ	01-31 January 2021
Tarlac		MGCQ	01-31 January 2021
Zambales		MGCQ	01-31 January 2021
	Angeles City	MGCQ	01-31 January 2021
	Olongapo City	MGCQ	01-31 January 2021
CALABARZON			
Cavite		MGCQ	01-31 January 2021
Laguna		MGCQ	01-31 January 2021
Batangas		GCQ	01-31 January 2021
Rizal		MGCQ	01-31 January 2021
Quezon		MGCQ	01-31 January 2021
	Lucena City	MGCQ	01-31 January 2021
MIMAROPA			
Oriental Mindoro		MGCQ	01-31 January 2021
Occidental Mindoro		MGCQ	01-31 January 2021
Marinduque		MGCQ	01-31 January 2021
Romblon		MGCQ	01-31 January 2021
Palawan		MGCQ	01-31 January 2021
	Puerto Princesa City	MGCQ	01-31 January 2021
Region V			
Albay		MGCQ	01-31 January 2021
Camarines Norte		MGCQ	01-31 January 2021
Camarines Sur		MGCQ	01-31 January 2021
	Naga City	MGCQ	01-31 January 2021
Catanduanes		MGCQ	01-31 January 2021
Masbate		MGCQ	01-31 January 2021
Sosorgon		MGCQ	01-31 January 2021
Region VI			
Aklan		MGCQ	01-31 January 2021
Antique		MGCQ	01-31 January 2021
Capiz		MGCQ	01-31 January 2021
Guimaras		MGCQ	01-31 January 2021
Iloilo		MGCQ	01-31 January 2021
	Iloilo City	MGCQ	01-31 January 2021
Negros Occidental		MGCQ	01-31 January 2021
	Bacolod City	MGCQ	01-31 January 2021
Region VII			
Bohol		MGCQ	01-31 January 2021
Cebu		MGCQ	01-31 January 2021
	Cebu City	MGCQ	01-31 January 2021
	Lapulapu City	MGCQ	01-31 January 2021
	Mandaue City	MGCQ	01-31 January 2021
Negros Oriental		MGCQ	01-31 January 2021
Siquijor		MGCQ	01-31 January 2021
Region VIII			
Leyte		MGCQ	01-31 January 2021
	Tacloban City	GCQ	01-31 January 2021
Southern Leyte		MGCQ	01-31 January 2021
Biliran		MGCQ	01-31 January 2021
Samar		MGCQ	01-31 January 2021
Eastern Samar		MGCQ	01-31 January 2021
Northern Samar		MGCQ	01-31 January 2021

	<i>Ormoc City</i>	MGCQ	01-31 January 2021
Region IX			
Zamboanga Del Norte		MGCQ	01-31 January 2021
Zamboanga Del Sur		MGCQ	01-31 January 2021
Zamboanga Sibugay		MGCQ	01-31 January 2021
	<i>Zamboanga City</i>	MGCQ	01-31 January 2021
	<i>Isabela City</i>	MGCQ	01-31 January 2021
Region X			
Bukidnon		MGCQ	01-31 January 2021
Camiguin		MGCQ	01-31 January 2021
Lanao del Norte		MGCQ	01-31 January 2021
	<i>Iligan City</i>	GCQ	01-31 January 2021
Misamis Occidental		MGCQ	01-31 January 2021
Misamis Oriental		MGCQ	01-31 January 2021
	<i>Cagayan de Oro City</i>	MGCQ	01-31 January 2021
Region XI			
Davao del Norte		GCQ	01-31 January 2021
Davao del Sur		MGCQ	01-31 January 2021
	<i>Davao City</i>	GCQ	01-31 January 2021
Davao de Oro		MGCQ	01-31 January 2021
Davao Occidental		MGCQ	01-31 January 2021
Davao Oriental		MGCQ	01-31 January 2021
Region XII			
North Cotabato		MGCQ	01-31 January 2021
Sarangani		MGCQ	01-31 January 2021
South Cotabato		MGCQ	01-31 January 2021
Sultan Kudarat		MGCQ	01-31 January 2021
	<i>General Santos City</i>	MGCQ	01-31 January 2021
CARAGA			
Agusan del Norte		MGCQ	01-31 January 2021
	<i>Butuan City</i>	MGCQ	01-31 January 2021
Agusan del Sur		MGCQ	01-31 January 2021
Surigao del Norte		MGCQ	01-31 January 2021
Surigao del Sur		MGCQ	01-31 January 2021
Dinagat Islands		MGCQ	01-31 January 2021
BARMM			
Maguindanao		MGCQ	01-31 January 2021
	<i>Cotabato City</i>	MGCQ	01-31 January 2021
Lanao del Sur		GCQ	01-31 January 2021
Basilan		MGCQ	01-31 January 2021
Sulu		MGCQ	01-31 January 2021
Tawi-Tawi		MGCQ	01-31 January 2021

Sources: Memo from the Executive Secretary on Community Quarantine Classification dated 01 January 2021



Task Group on Management of Returning Overseas Filipinos

Republic of the Philippines
INTER-AGENCY TASK FORCE
FOR THE MANAGEMENT OF EMERGING INFECTIOUS DISEASE
NATIONAL TASK FORCE - COVID 19



Summary Report

As of January 12, 2021

TOTAL ARRIVAL OF ROFS:
764,440

TOTAL of ROFS TESTED THRU RT-PCR

ASSISTANCES
TOTAL of ROFS WERE PROVIDED

LAND-BASED 352,531

761,951

534,159

SEA-BASED 271,113

HEALTH STATUS of ROFS

NON-OFWS 138,315

DECEASED OFS 2,481

HATID PROBINSYA
TOTAL ASSISTED ROFS: 388,822

20

12,605

244

AIR 209,735

SEA 64,946

LAND 114,141

RECOVERED 12,313

DEATHS 8



Republic of the Philippines
 INTER-AGENCY TASK FORCE
 FOR THE MANAGEMENT OF EMERGING INFECTIOUS DISEASE
 NATIONAL TASK FORCE COVID-19



Task Group on Management of Returning Overseas Filipinos

TG-MROF Daily Report as of 12 January 2021

ARRIVALS

ROFs	AIRPORTS										GRAND TOTAL ARRIVAL OF ROFs	
	NAIA ^[1]						CLARK INTL. AIRPORT ^[1]		MACTAN-CEBU INTL. AIRPORT			
	T1 (23 Apr 2020-10 Jan 2021)		T2 (23 Apr 2020-10 Jan 2021)		T3 (09 July 2020-10 Jan 2021)		(05 June 2020-10 Jan 2021)		(28 June 2020-10 Jan 2021)			
	Now	Cumulative	Now	Cumulative	Now	Cumulative	Now	Cumulative	Now	Cumulative		
SUBTOTAL	678	185,005	1,060	254,496	1,132	172,046	954	60,325	433	40,267	4,356	764,440
OFWs	641	157,577	829	190,369	931	141,650	858	54,477	273	29,751	3,621	623,644
Land-Based	590	100,932	812	133,277	656	78,060	625	31,044	196	9,218	2,879	352,531
Sea-Based	51	56,645	17	57,092	275	63,590	233	23,433	77	20,533	742	271,113
NON-OFWs	37	27,426	231	64,127	201	30,396	96	5,848	160	10,516	725	138,315
Deceased OFs ^[3]			10	2,481							10	2,481

ROFs	SEAPORTS										GRAND TOTAL ARRIVAL OF ROFs	
	MANILA ^[2]		CEBU ^[2]		SUBIC ^[2]		BATAAN ^[2]		TAWI-TAWI / ZAMBOANGA ^[2]			
	Now	Cumulative	Now	Cumulative	Now	Cumulative	Now	Cumulative	Now	Cumulative	Now	Cumulative
	SUBTOTAL	89	46,602	-	-	119	-	-	438	-	-	1986
OFWs	89	46,602	-	-	119	-	-	438	-	-	1986	8
Sea-Based	89	46,602	-	-	119	-	-	438	-	-	1986	8

Sources: 1) OSS Report as of 10 January 2021, 2) BCG Report No. 236 as of 11 January 2021, and 3) BCG Report No. 179 re Deceased OFs as of 11 January 2021.
 Note: Figures from previous reports may differ due to data verification process.

TESTING

	AIRPORTS										GRAND TOTAL OF TESTED ROFs	
	NAIA ^[1]						CLARK INTL. AIRPORT ^[1]		MACTAN-CEBU INTL. AIRPORT ^[1]			
	Terminal 1		Terminal 2		Terminal 3							
	Now	Cumulative	Now	Cumulative	Now	Cumulative	Now	Cumulative	Now	Cumulative		
SUBTOTAL	678	185,005	1,060	254,496	1,132	172,046	954	60,325	433	40,267	4,346	761,951
RT-PCR (Viral Test)												
Conducted by PCG	662	182,725	1,024	197,290	1,042	149,578	-	60,325	-	40,267	2,817	658,011
Arranged by LMA	-	2,258	-	2,011	-	-	-	-	-	-	0	4,267
Arranged by Marikina LGU	-	19	2	23	4	40	-	-	-	-	6	82
Arranged by Pampanga LGU	7	889	7	1,717	1	583	-	-	-	-	15	3,189
Conducted by PAGSS / PADL	9	19,116	-	-	85	21,845	-	-	-	-	94	40,961
Conducted by PAL / Detoxicare	-	-	27	53,455	-	-	-	-	-	-	27	53,455
Rapid Test Kit (Antibody Test)	-	9,066	-	3,921	-	-	-	-	-	-	-	12,987

	SEAPORTS										GRAND TOTAL OF TESTED ROFs	
	MANILA ^[2]		CEBU ^[2]		SUBIC ^[2]		BATAAN ^[2]		TAWI-TAWI / ZAMBOANGA ^[2]			
	Now	Cumulative	Now	Cumulative	Now	Cumulative	Now	Cumulative	Now	Cumulative	Now	Cumulative
	SUBTOTAL	89	46,602	-	-	119	-	-	438	-	-	1986
RT-PCR (Viral Test)												
Conducted by PCG	89	46,602	-	-	119	-	-	438	-	-	1986	8

Sources: 1) OSS Report as of 10 January 2021, and 2) BCG Report No. 236 as of 11 January 2021.
 Note: Figures from previous reports may differ due to data verification process.


QUARANTINE

ROFs in TREATMENT AND MONITORING FACILITIES								ROFs in ACCOMMODATION ESTABLISHMENTS (AEs)		
No. of QFs	Confirmed Positive		Admitted		Recovered		Deaths		No. of AEs	NON-OFWs
	Now	Cumulative	Now	Total	Now	Cumulative	Now	Cumulative		
20	74	12,605	27	244	37	12,313	-	8	2	243

Sources: 1) BCG report No. 238 as of 11 January 2021. Note: (Location: Batangas Canyon Woods and Chateau Royale).
 Note: Figures from previous reports may differ due to data verification process.



Republic of the Philippines
 INTER-AGENCY TASK FORCE
 FOR THE MANAGEMENT OF EMERGING INFECTIOUS DISEASE
 NATIONAL TASK FORCE COVID19



Task Group on Management of Returning Overseas Filipinos

TG-MROF Daily Report as of 12 January 2021

Balik Probinsya

ROFs Assisted thru their destination	Mode of Transportation			GRAND TOTAL
	Air (NAIA T2)	Land (PITX)*	Sea (NORTH HARBOR)	
	Cumulative	Cumulative	Cumulative	
	209,735	114,141	64,946	388,822
Iloilo (ILO)	42,720			
Mactan-Cebu (CEB)	26,457			
Lagundingan (CGY)	27,033			
Davao (DVO)	26,526			
Bacolod-Silay (BCD)	17,514			
General Santos (GES)	20,112			
Taoloan (TAC)	13,992			
Bohol-Panglao (TAG)	9,697			
Zamboanga (ZAM)	10,926			
Butuan (BXU)	8,227			
Davao (DGT)	4,583			
Puerto Princesa (PPS)	7,860			
Legazpi (LGP)	68			

Source: 1) QSS Report as of 10 January 2021, and 2) DOTR-PCG Report as of 18 December 2020
 Note: Figures from previous reports may differ due data verification process

ASSISTANCE

KINDS	OFWs
Hatid - Sundo <i>(Free transportation from ports to hotel and vice-versa)</i>	251,104
OFW Kalinga <i>(Free food and accommodation to stranded OFW returnees)</i>	256,465
Tulong Marino <i>(Free food packs for locally stranded seafarers)</i>	7,123
Assistance to stranded OFWs in the Regions <i>(Provided with food, accommodations and transportation)</i>	19,467

Source: OWWA Monitoring Reports as of 15 November 2020

Remains of DECEASED OFs

COUNTRY OF REGION			CAUSE OF DEATH	
COUNTRY	NOW	CUMULATIVE		CUMULATIVE
TOTAL	10	2,481		2,481
Saudi Arabia	0	798	COVID-19	341
USA	0	285	NON-COVID-19	2,140
United Arab Emirates	0	142		
Qatar	0	67		
Kuwait	0	51		
Others	10	1,138		

Source: BOQ Report No. 170 re Deceased OFs as of 11 January 2021

Note: Figures from previous reports may differ due data verification process

Returning Filipinos from SABAH

Total No of Filipinos From Sabah from Sabah for Transfer (per letter from Sabah dated 09 June 2020)	Total No of Filipinos from Sabah Transferred (as of 01 September 2020)	Remaining No of Filipinos in Sabah for Transfer (as of 01 September)
5,300	1,963	3,337

BATCH	DATE OF TRANSFER	TOTAL NO. OF RETURNEES
First Batch	July 03, 2020	394
Second Batch	July 28, 2020	390
Third Batch	August 12, 2020	400
Fourth Batch	August 27, 2020	379
Fifth Batch	September 23, 2020	400
Total		1,963

Source: TG-MROF Secretariat as of 30 September 2020 (5th batch of REFs arrived on 24 September 2020)

Note: Figures from previous reports may differ due data verification process

Red Flagged Countries

Country	Period	Country	Period
Australia	29.2020- Jan. 15, 2021	South Africa	Dec. 29.2020- Jan. 15, 2021
Canada	29.2020- Jan. 15, 2021	Spain	Dec. 29.2020- Jan. 15, 2021
Denmark	29.2020- Jan. 15, 2021	Sweden	Dec. 29.2020- Jan. 15, 2021
France	29.2020- Jan. 15, 2021	Switzerland	Dec. 29.2020- Jan. 15, 2021
Germany	29.2020- Jan. 15, 2021	UK	Dec. 22.2020- Jan. 15, 2021
Hongkong	29.2020- Jan. 15, 2021	USA	January 2- 15, 2021
Iceland	29.2020- Jan. 15, 2021	Singapore	January 5-15, 2021
Ireland	29.2020- Jan. 15, 2021	Brazil	January 5-15, 2021
Israel	29.2020- Jan. 15, 2021	Finland	January 5-15, 2021
Italy	29.2020- Jan. 15, 2021	India	January 5-15, 2021
Japan	29.2020- Jan. 15, 2021	Jordan	January 5-15, 2021
Lebanon	29.2020- Jan. 15, 2021	Norway	January 5-15, 2021
Netherlands	29.2020- Jan. 15, 2021	Portugal	January 5-15, 2021
South Korea	29.2020- Jan. 15, 2021	Austria	January 11-15, 2021

Source: OP Memo for the ES dated 05 and 8 January 2021

Prepared by:

MS. RONA MAY S. SARTE

Duty Staff, TGMROF Coord Center

Reviewed by:

MR. MARVIN T. MANZANO

Officer, TGMROF Coord Center

Approved by:

DIR. BERNARDO RAFAELITO R. ALEJANDRO IV. CESO

Head, Coordination Center

Republic of the Philippines
Inter-Agency Task Force
FOR THE MANAGEMENT OF EMERGENCY INFECTIOUS DISEASE
NATIONAL TASK FORCE COVID-19

Task Group on Management of Returning Overseas Filipinos

NARRATIVE REPORT
12 January 2021

ACTIONS TAKEN: Management of Returning Overseas Filipinos (MROF)

The Task Group on Management of Returning Overseas Filipinos (TG-MROF) was created by the National Incident Command-National Task Force COVID 19 to solely cater to the medical and social needs of Returning Overseas Filipinos (ROFs). The TG-MROF in coordination with various government agencies, private entities, and other task groups created to respond with the prevailing crisis, regional task units, and local government agencies that are task to facilitate the safe return of the ROFs back to their home provinces.

Members: DND, DOTr, DOLE, DILG, DFA, DOT, DSWD, DOH, OCD, OWWA, BOQ, CAAP, MARINA, PCG, PNP and AFP

ARRIVALS: As of 10 January 2021, a total of 764,440 Returning Overseas Filipinos (ROFs) arrived at the NAIA Terminals 1, 2, and 3, Clark International Airport, Mactan-Cebu International Airport, South Harbor, Subic, Bataan, and Zamboanga Port. Of which, 352,531 are land-based OFWs, 218,271,113 are sea-based OFWs and 138,315 are Non-OFWs.

A total of 2,481 deceased OFs had arrived in the country from 01 July – 11 January 2021. Of which, 341 died due to COVID-19.

TESTING: As of 10 January 2021, a total of 761,951 ROFs were tested thru RT-PCR.

QUARANTINE: As of 11 January 2021, a total of 12,605 ROFs were confirmed positive with COVID-19. Of which, 244 are admitted at 20 quarantine facilities, 12,313 were able to recover and 8 died.

As of 31 December 2020, a total of 243 Non-OFWs under quarantine in 2 Accommodation Establishments (AEs) in Batangas.

DEPARTURES: As of 12 January 2021, TG-MROF was able to assist 388,822 ROFs back to their home provinces. Of which, 114,141 were assisted by land, 209,735 by air, and 64,946 by sea.

ASSISTANCE: As of 15 November 2020, a total of 534,159 OFWs were assisted thru OWWA. Of which, 251,104 were assisted through the "Hatid-sundo" Program, 256,465 through the "OFW Kalinga" Program, 7,123 were assisted through the "Tulong Marino" Program and 19,467 assistances to stranded OFWs in the region.

RETURNING FILIPINOS (REFs) from SABAH: As of 23 September 2020, a total of 1,963 REFs from Sabah arrived in the country and were assisted to go back in their home provinces.

TRAVEL BANNED COUNTRIES: As of 22 December 2020, Philippines bans entry by foreign nationals from 28 countries due to concerns over COVID-19 variant.

Prepared by:


MS. RONA MAY S. SARTE
Duty Staff, TGMROF Coord Center

Reviewed by:


MR MARVIN T. MANZANO
Officer, TGMROF Coord Center

Approved by:


DIR. BERNARDO RAFAELITO R. ALEJANDRO IV, CESO IV
Head, Coordination Center