



NATIONAL TASK FORCE
CORONAVIRUS DISEASE-2019
SITUATIONAL REPORT NO. 291

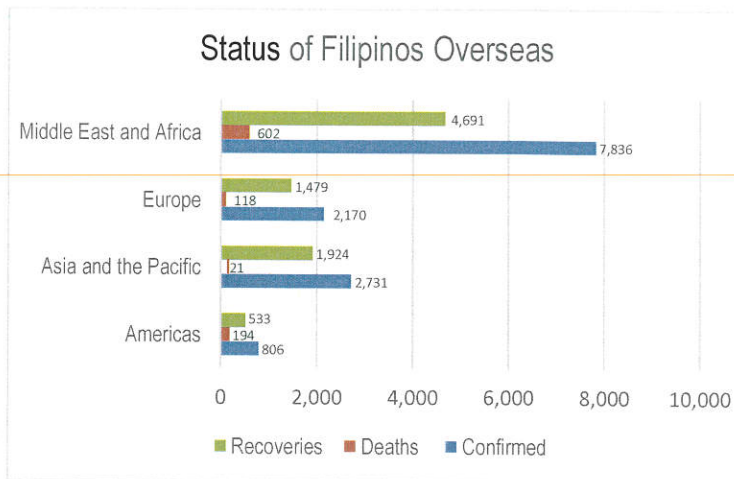
Issued on 1200H, 17 January 2021
 Report Coverage: 16 January 2021

GLOBAL SITUATION

92,506,811
 Total Cases World Wide

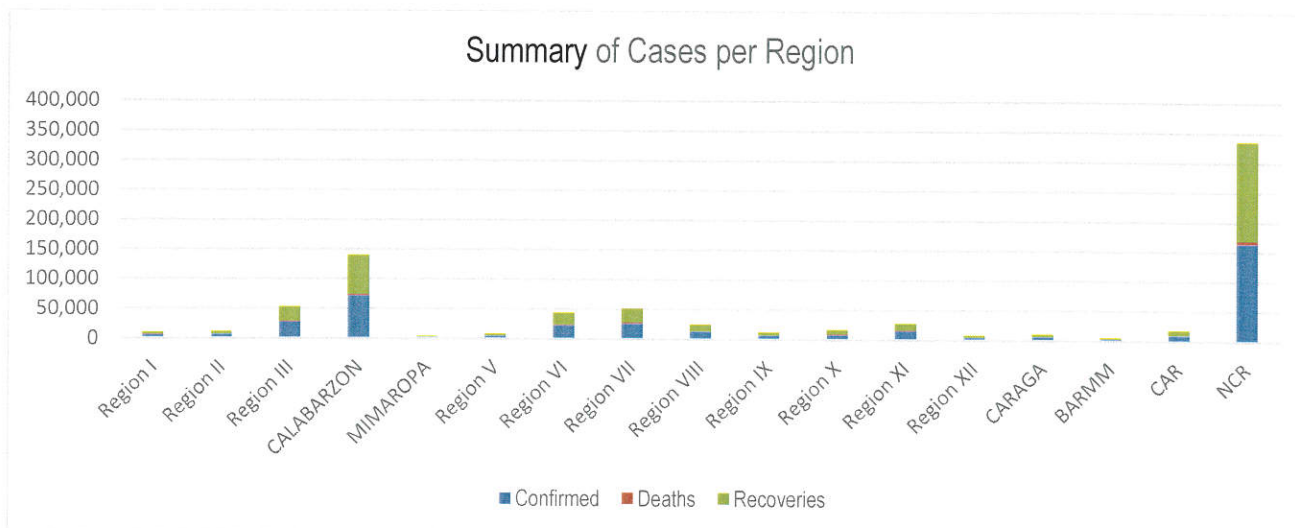
223
 Countries and Territories Affected

Source: WHO as of 16 January 2020



PHILIPPINE SITUATION

	TOTAL	NEW	REMARKS
TOTAL CASES	500,577	+1,895	
ACTIVE CASES	24,691	+1,108	
DEATHS	9,895	+11	1.98% Case Fatality Rate
RECOVERIES	465,991	+5,868	93.1% Case Recovery Rate

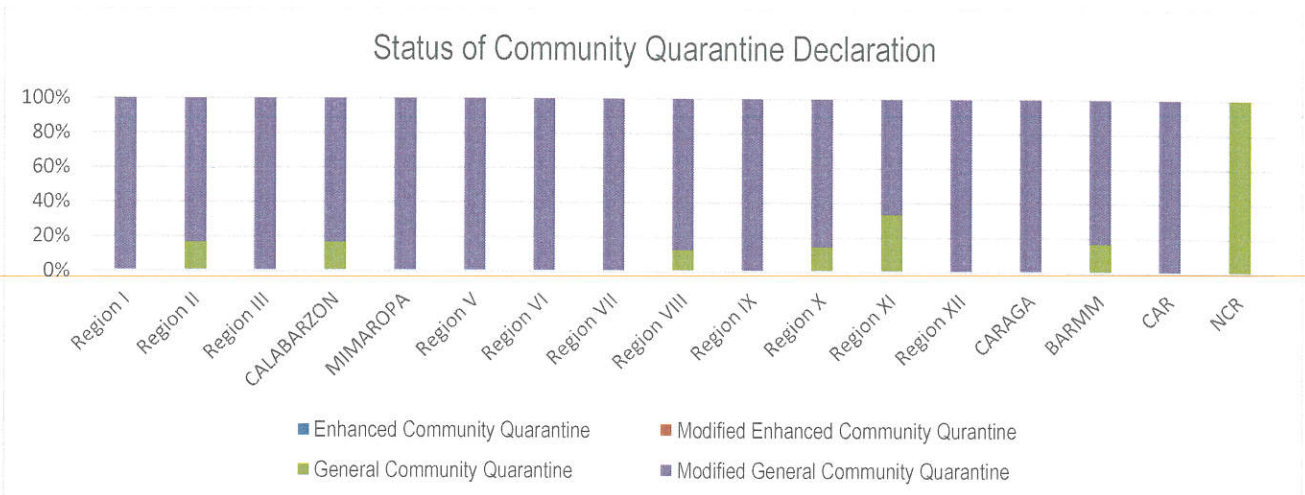


P-D-I-T-R STRATEGY

With reference to the National Action Plan (NAP) for COVID-19, the National Task Force is intensifying efforts to PREVENT the spread of the COVID-19, TEST individuals and communities, ISOLATE those that are identified to be confirmed cases, TREAT and provide with appropriate health care, and REINTEGRATE them back to the community.

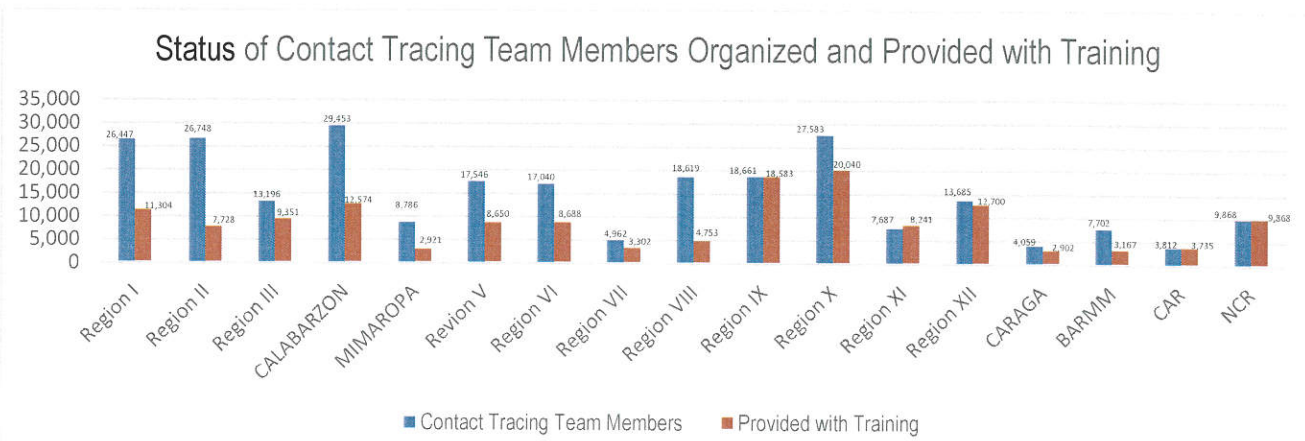
PREVENT

PREVENT enables to change mindsets and behaviors to advocate for a shared responsibility in ensuring compliance to minimum public health standards and protocols and address stigma and division in the communities, workplaces, schools. To implement the PREVENT strategy, community quarantine declarations are made in various localities, enforcing stricter regulations and disease preventive measures particular for areas with high cases. Status of community quarantine declarations is summarized as follows:



DETECT

DETECT entails active screening of those presenting with signs and symptoms of COVID-19 in the community as well as other disease surveillance activities. For this purpose, contact tracing teams have been organized and provided with appropriate training. Summary is as follows:



The overall results of contact tracing are summarized as follows:

1:6	99.51%	2,075,461
Case: Close Contacts Ratio	Contact Tracing Done for All Close Contacts of Confirmed Cases	Contacts Profiled

Also, part of DETECT strategy is the enhancement of the COVID-19 testing capacities of the country. For this purpose, testing laboratories are setup and provided with appropriate licensing. The summary is as follows:

203	50
Licensed RT-PCR and GeneXpert Laboratories	Laboratories with Ongoing Licensing Applications

The overall testing results is summarized as follows:

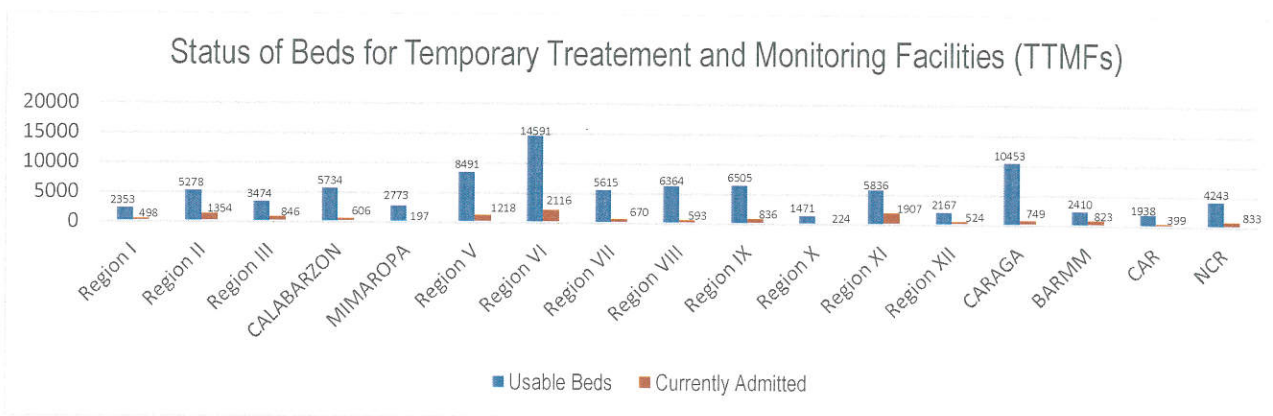
	TOTAL	NEW
TESTS CONDUCTED	7,306,065	+34,041
UNIQUE INDIVIDUALS TESTED	6,889,210	+31,798
POSITIVITY RATE	8.18%	
BACKLOGS	119	

To aid in the testing efforts, Mega Swabbing Sites have been established. The outputs of the Mega Swabbing Sites are as follows:

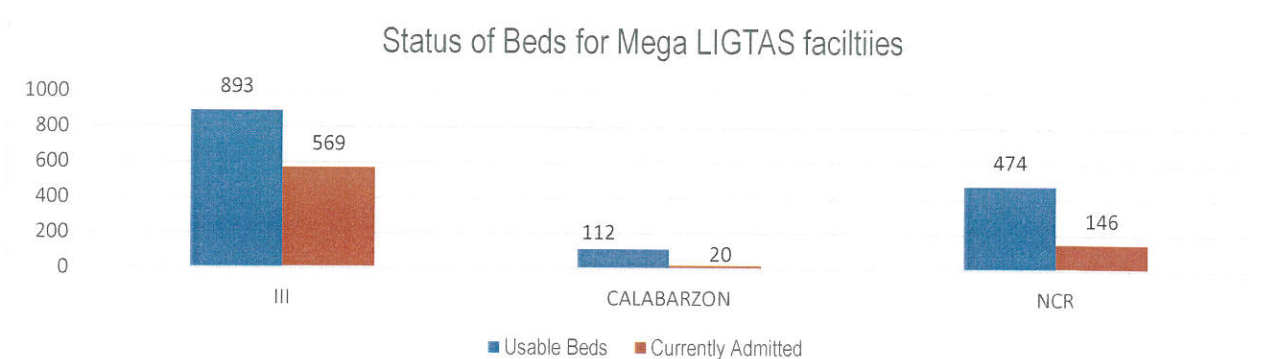
	TOTAL	NEW
ACT MOBILE TEAM	173,829	-
MOA ARENA	166,687	-
ENDERUN TENT	153,510	-
PHILIPPINE SPORTS ARENA	198,206	-

ISOLATE

Isolate involves implementation of measures to separate those identified as exposed and confirmed cases and provide medical interventions to further prevent the spread of the disease. This strategy involves setting up of Temporary Treatment and Monitoring Facilities (TTMFs). The summary of TTMFs established is as follows:

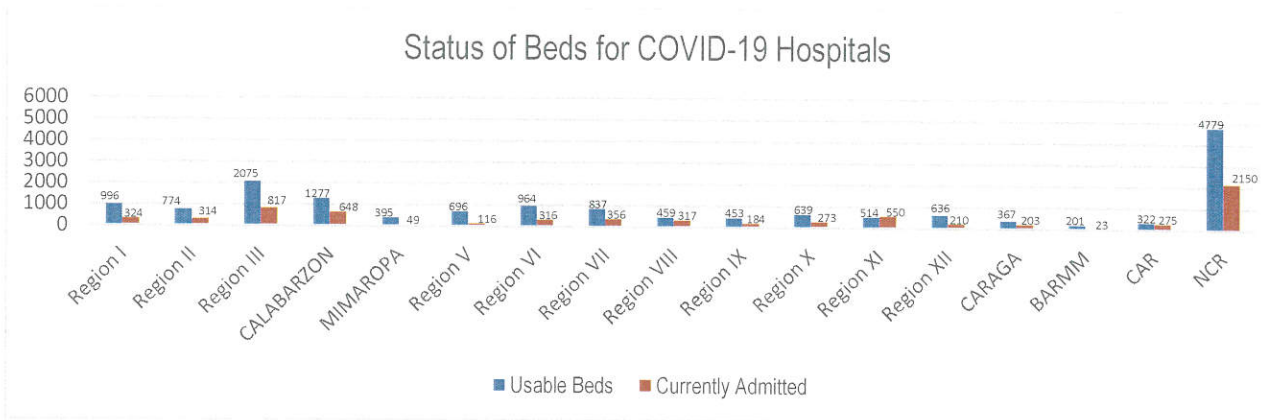


Aside from the TTMFs, Mega LIGTAS facilities have also been established. The summary of occupancies for the Mega LIGTAS facilities is as follows:



TREAT

For the TREAT strategy, One Hospital Command has been established to facilitate centralized referral system. Further, wards, isolation and intensive care units are in operation to provide treatment services for COVID-19 positives. The occupancy rate for all beds dedicated to COVID-19 (Ward, Isolation, Intensive Care) among reporting hospitals is summarized as follows.



PROCUREMENT AND DONATIONS

In terms of resources, the following is the summary of total domestic donations, international donations received by the Philippine government as well as the total procured personal protective equipment (PPE) distributed.


7,431	539	5,602,869
Total Domestic Donations	Total International Donations	Total Procured PPEs Distributed

MANAGEMENT OF RETURNING OVERSEAS FILIPINOS

Returning Overseas Filipinos are provided with assistance by facilitating their arrival from different points of origin abroad until their return to their respective homes, and attend to their medical and social needs, in order to give them comfort, ensure their safety, and prevent the spread of COVID-19. The following is the summary of ROFs

774,354	406,129
Total ROFs Arrivals	Total Hatid Probinsya Services Provided

For the Chairperson, NDRRMC:


UNDERSECRETARY RICARDO B JALAD
 Executive Director, NDRRMC and
 Administrator, OCD

<p>REFERENCES: Reports from: World Health Organization Office of Civil Defense Department of Health Department of the Interior and Local Government Department of Public Works and Highways Department of Foreign Affairs</p>	<p>ANNEXES: Community Quarantine Declaration per Region Breakdown of Returning Overseas Filipinos</p> <p>NOTE: Other reports are available upon request</p>
--	--

Community Quarantine Declaration per LGU
As of **16 January 2021**

PROVINCE/ CHARTERED CITY / MUNICIPALITY		COMMUNITY QUARANTINE DECLARATION (ECQ, MECQ, GCQ, MGCQ)	EFFECTIVITY DATE
NCR			
	<i>Caloocan</i>	GCQ	01-31 January 2021
	<i>Malabon</i>	GCQ	01-31 January 2021
	<i>Navotas</i>	GCQ	01-31 January 2021
	<i>Valenzuela</i>	GCQ	01-31 January 2021
	<i>Pasig</i>	GCQ	01-31 January 2021
	<i>Pateros</i>	GCQ	01-31 January 2021
	<i>Marikina</i>	GCQ	01-31 January 2021
	<i>Taguig</i>	GCQ	01-31 January 2021
	<i>Quezon City</i>	GCQ	01-31 January 2021
	<i>Manila</i>	GCQ	01-31 January 2021
	<i>Makati</i>	GCQ	01-31 January 2021
	<i>Mandaluyong</i>	GCQ	01-31 January 2021
	<i>San Juan</i>	GCQ	01-31 January 2021
	<i>Muntinlupa</i>	GCQ	01-31 January 2021
	<i>Paranaque</i>	GCQ	01-31 January 2021
	<i>Las Pinas</i>	GCQ	01-31 January 2021
	<i>Pasay</i>	GCQ	01-31 January 2021
CAR			
	Abra	MGCQ	01-31 January 2021
	Apayao	MGCQ	01-31 January 2021
	Benguet	MGCQ	01-31 January 2021
	Ifugao	MGCQ	01-31 January 2021
	Kalinga	MGCQ	01-31 January 2021
	Mt. Province	MGCQ	01-31 January 2021
	<i>Baguio City</i>	MGCQ	01-31 January 2021
Region I			
	La Union	MGCQ	01-31 January 2021
	Pangasinan	MGCQ	01-31 January 2021
	Iloco Sur	MGCQ	01-31 January 2021
	Ilocos Norte	MGCQ	01-31 January 2021
	<i>Dagupan City</i>	MGCQ	01-31 January 2021
Region II			
	Batanes	MGCQ	01-31 January 2021
	Cagayan	MGCQ	01-31 January 2021
	Isabela	MGCQ	01-31 January 2021
	<i>Santiago City</i>	GCQ	01-31 January 2021
	Quirino	MGCQ	01-31 January 2021
	Nueva Vizcaya	MGCQ	01-31 January 2021
Region III			
	Aurora	MGCQ	01-31 January 2021
	Bataan	MGCQ	01-31 January 2021
	Bulacan	MGCQ	01-31 January 2021
	Nueva Ecija	MGCQ	01-31 January 2021

Pampanga		MGCQ	01-31 January 2021
Tarlac		MGCQ	01-31 January 2021
Zambales		MGCQ	01-31 January 2021
	<i>Angeles City</i>	MGCQ	01-31 January 2021
	<i>Olongapo City</i>	MGCQ	01-31 January 2021
CALABARZON			
Cavite		MGCQ	01-31 January 2021
Laguna		MGCQ	01-31 January 2021
Batangas		GCQ	01-31 January 2021
Rizal		MGCQ	01-31 January 2021
Quezon		MGCQ	01-31 January 2021
	<i>Lucena City</i>	MGCQ	01-31 January 2021
MIMAROPA			
Oriental Mindoro		MGCQ	01-31 January 2021
Occidental Mindoro		MGCQ	01-31 January 2021
Marinduque		MGCQ	01-31 January 2021
Romblon		MGCQ	01-31 January 2021
Palawan		MGCQ	01-31 January 2021
	<i>Puerto Princesa City</i>	MGCQ	01-31 January 2021
Region V			
Albay		MGCQ	01-31 January 2021
Camarines Norte		MGCQ	01-31 January 2021
Camarines Sur		MGCQ	01-31 January 2021
	<i>Naga City</i>	MGCQ	01-31 January 2021
Catanduanes		MGCQ	01-31 January 2021
Masbate		MGCQ	01-31 January 2021
Sosoron		MGCQ	01-31 January 2021
Region VI			
Aklan		MGCQ	01-31 January 2021
Antique		MGCQ	01-31 January 2021
Capiz		MGCQ	01-31 January 2021
Guimaras		MGCQ	01-31 January 2021
Iloilo		MGCQ	01-31 January 2021
	<i>Iloilo City</i>	MGCQ	01-31 January 2021
Negros Occidental		MGCQ	01-31 January 2021
	<i>Bacolod City</i>	MGCQ	01-31 January 2021
Region VII			
Bohol		MGCQ	01-31 January 2021
Cebu		MGCQ	01-31 January 2021
	<i>Cebu City</i>	MGCQ	01-31 January 2021
	<i>Lapulapu City</i>	MGCQ	01-31 January 2021
	<i>Mandaue City</i>	MGCQ	01-31 January 2021
Negros Oriental		MGCQ	01-31 January 2021
Siquijor		MGCQ	01-31 January 2021
Region VIII			
Leyte		MGCQ	01-31 January 2021
	<i>Tacloban City</i>	GCQ	01-31 January 2021
Southern Leyte		MGCQ	01-31 January 2021
Biliran		MGCQ	01-31 January 2021
Samar		MGCQ	01-31 January 2021
Eastern Samar		MGCQ	01-31 January 2021
Northern Samar		MGCQ	01-31 January 2021

	<i>Ormoc City</i>	MGCQ	01-31 January 2021
Region IX			
Zamboanga Del Norte		MGCQ	01-31 January 2021
Zamboanga Del Sur		MGCQ	01-31 January 2021
Zamboanga Sibugay		MGCQ	01-31 January 2021
	<i>Zamboanga City</i>	MGCQ	01-31 January 2021
	<i>Isabela City</i>	MGCQ	01-31 January 2021
Region X			
Bukidnon		MGCQ	01-31 January 2021
Camiguin		MGCQ	01-31 January 2021
Lanao del Norte		MGCQ	01-31 January 2021
	<i>Iligan City</i>	GCQ	01-31 January 2021
Misamis Occidental		MGCQ	01-31 January 2021
Misamis Oriental		MGCQ	01-31 January 2021
	<i>Cagayan de Oro City</i>	MGCQ	01-31 January 2021
Region XI			
Davao del Norte		GCQ	01-31 January 2021
Davao del Sur		MGCQ	01-31 January 2021
	<i>Davao City</i>	GCQ	01-31 January 2021
Davao de Oro		MGCQ	01-31 January 2021
Davao Occidental		MGCQ	01-31 January 2021
Davao Oriental		MGCQ	01-31 January 2021
Region XII			
North Cotabato		MGCQ	01-31 January 2021
Sarangani		MGCQ	01-31 January 2021
South Cotabato		MGCQ	01-31 January 2021
Sultan Kudarat		MGCQ	01-31 January 2021
	<i>General Santos City</i>	MGCQ	01-31 January 2021
CARAGA			
Agusan del Norte		MGCQ	01-31 January 2021
	<i>Butuan City</i>	MGCQ	01-31 January 2021
Agusan del Sur		MGCQ	01-31 January 2021
Surigao del Norte		MGCQ	01-31 January 2021
Surigao del Sur		MGCQ	01-31 January 2021
Dinagat Islands		MGCQ	01-31 January 2021
BARMM			
Maguindanao		MGCQ	01-31 January 2021
	<i>Cotabato City</i>	MGCQ	01-31 January 2021
Lanao del Sur		GCQ	01-31 January 2021
Basilan		MGCQ	01-31 January 2021
Sulu		MGCQ	01-31 January 2021
Tawi-Tawi		MGCQ	01-31 January 2021

Sources: Memo from the Executive Secretary on Community Quarantine Classification dated 01 January 2021



Task Group on Management of Returning Overseas Filipinos

Summary Report
 As of January 16, 2021

TOTAL ARRIVAL OF ROFs:
774,354



LAND-BASED

359,430



SEA-BASED

272,764



NON-OFWs

139,663

DECEASED OFs

2,497

HATID PROBINSYA

TOTAL ASSISTED ROFs: 406,129

AIR

209,735

SEA

69,938

LAND

126,456

TOTAL of ROFs
 TESTEDTHRU RT-PCR

771,857

ASSISTANCES
 TOTAL of ROFs WERE PROVIDED

534,159

HEALTH STATUS of ROFs



QUARANTINE
 FACILITY

20



CONFIRMED
 POSITIVE

12,682



ADMITTED

262



RECOVERED

12,412



DEATHS

8



RED FLAGGED
 COUNTRIES

35



Republic of the Philippines
 INTER-AGENCY TASK FORCE
 FOR THE MANAGEMENT OF EMERGING INFECTIOUS DISEASE
 NATIONAL TASK FORCE COVID19



Task Group on Management of Returning Overseas Filipinos

TG-MROF Daily Operational Report as of 16 January 2021

ARRIVALS

ROFs	AIRPORTS												GRAND TOTAL ARRIVAL OF ROFs	
	NAIA ^[1]						CLARK INTL. AIRPORT ^[1]		MACTAN-CEBU INTL AIRPORT ^[1]					
	T1 (23 Apr 2020-14 Jan 2021)		T2 (23 Apr 2020-14 Jan 2021)		T3 (06 July 2020 -14 Jan 2021)		(05 June 2020 -14 Jan 2021)		(28 June 2020 -14 Jan 2021)					
	Now	Cumulative	Now	Cumulative	Now	Cumulative	Now	Cumulative	Now	Cumulative				
SUBTOTAL	657	187,411	623	257,921	1,277	176,025	-	60,325	-	40,267	-	-	2,608	774,354
OFWs	591	159,778	571	193,277	1,130	145,003	0	54,477	-	29,751	-	-	2,336	632,194
Land-Based	577	103,062	518	135,969	634	80,137	-	31,044	-	9,218	-	-	1,729	359,430
Sea-Based	14	56,716	53	57,308	496	64,866	-	23,433	-	20,533	-	-	607	272,764
NON-OFWs	66	27,633	52	64,644	147	31,022	-	5,848	-	10,516	-	-	265	139,663
Deceased OFs ^[3]			7	2,497									7	2,497

ROFs	SEAPORTS											
	MANILA ^[2]		CEBU ^[2]		SUBIC ^[2]		BATAAN ^[2]		TAWI-TAWI / ZAMBOANGA ^[2]		DAVAO ^[2]	
	Now	Cumulative	Now	Cumulative	Now	Cumulative	Now	Cumulative	Now	Cumulative	Now	Cumulative
	SUBTOTAL	44	46,690	-	119	-	438	-	667	-	1986	-
OFWs	44	46,690	-	119	-	438	-	667	-	1986	-	8
Sea-Based	44	46,690	-	119	-	438	-	667	-	1986	-	8

Sources: 1) OSS Report as of 14 January 2021, 2) BOQ Report No. 240 as of 15 January 2021, and 3) BOQ Report No. 183 re Deceased OFs as of 15 January 2021.
 Note: Figures from previous reports may differ due to data verification process.

TESTING

ROFs	AIRPORTS												GRAND TOTAL OF TESTED ROFs	
	NAIA ^[1]						CLARK INTL. AIRPORT ^[1]		MACTAN-CEBU INTL AIRPORT ^[1]					
	Terminal 1		Terminal 2		Terminal 3									
	Now	Cumulative	Now	Cumulative	Now	Cumulative	Now	Cumulative	Now	Cumulative				
SUBTOTAL	657	187,411	623	257,921	1,277	176,025	-	60,325	-	40,267	-	-	2,601	771,857
RT-PCR (Viral Test)														
Conducted by PCG	594	164,957	579	200,266	1,155	153,102	-	60,325	-	40,267	-	-	2,372	666,831
Arranged by LMA	-	2,256	-	2,011	-	-	-	-	-	-	-	-	0	4,267
Arranged by Marikina LGU	-	19	-	24	1	42	-	-	-	-	-	-	1	85
Arranged by Pampanga LGU	1	893	3	1,727	1	589	-	-	-	-	-	-	5	3,209
Conducted by PAGSS / PADL	62	19,286	-	-	120	22,292	-	-	-	-	-	-	182	41,578
Conducted by PAL / Detoxicare	-	-	41	53,893	-	-	-	-	-	-	-	-	41	53,893

ROFs	SEAPORTS													
	MANILA ^[2]		CEBU ^[2]		SUBIC ^[2]		BATAAN ^[2]		TAWI-TAWI / ZAMBOANGA ^[2]		DAVAO ^[2]			
	Now	Cumulative	Now	Cumulative	Now	Cumulative	Now	Cumulative	Now	Cumulative	Now	Cumulative		
	SUBTOTAL	44	46,690	-	119	-	438	-	667	-	1986	-	8	
RT-PCR (Viral Test)														
Conducted by PCG	44	46,690	-	119	-	438	-	667	-	1986	-	8		

Sources: 1) OSS Report as of 14 January 2021, and 2) BOQ Report No. 240 as of 15 January 2021
 Note: Figures from previous reports may differ due to data verification process.

QUARANTINE

ROFs in TREATMENT AND MONITORING FACILITIES									ROFs in ACCOMMODATION ESTABLISHMENTS (AEs)	
No. of QFs	Confirmed Positive		Admitted		Recovered		Deaths		No. of AEs	NON-OFWs
	Now	Cumulative	Now	Total	Now	Cumulative	Now	Cumulative		
20	17	12,682	22	262	5	12,412	-	8	2	243

Sources: 1) BOQ report No. 240 as of 15 January 2021. Note: (Location Balangas Canyon Woods and Chateau Royale)
 Note: Figures from previous reports may differ due to data verification process.



Republic of the Philippines
 INTER-AGENCY TASK FORCE
 FOR THE MANAGEMENT OF EMERGING INFECTIOUS DISEASE
 NATIONAL TASK FORCE COVID19



Task Group on Management of Returning Overseas Filipinos

TG-MROF Daily Report as of 16 January 2021

Balik Probinsya

ROFs Assisted thru their destination	Mode of Transportation			GRAND TOTAL
	Air (NAIA T2)	Land (PITX)*	Sea (NORTH HARBOR)	
	Cumulative	Cumulative	Cumulative	
	209,735	126,456	69,938	406,129
Iloilo (ILO)	42,720			
Mactan-Cebu (CEB)	26,457			
Laguindingan (CGY)	27,033			
Davao (DVO)	26,526			
Bacolod-Silay (BCD)	17,514			
General Santos (GES)	20,112			
Tacloban (TAC)	13,992			
Bohol-Panglao (TAG)	9,697			
Zamboanga (ZAM)	10,926			
Butuan (BXU)	8,227			
Dumaguete (DGT)	4,583			
Puerto Princesa (PPS)	1,880			
Legazpi (LGP)	68			

Source: 1) OSS Report as of 10 January 2021, and 2) DOTR-PCG Report as of 15 January 2021
 Note: Figures from previous reports may differ due data verification process.

ASSISTANCE

KINDS	OFWs
Hatid - Sundo (Free transportation from ports to hotel and vice-versa)	251,104
OFW Kalinga (Free food and accommodation to stranded OFW returnees)	256,465
Tulong Marino (Free food packs for locally stranded seafarers)	7,123
Assistance to stranded OFWs in the Regions (Provided with food, accommodation and transportation)	19,467

Source: OWWA Monitoring Reports as of 15 November 2020

Remains of DECEASED OFs

COUNTRY OF REGION			CAUSE OF DEATH	
COUNTRY	NOW	CUMULATIVE		CUMULATIVE
TOTAL	7	2,497		2,497
Saudi Arabia	0	798	COVID-19	341
USA	0	285	NON-COVID-19	2,156
United Arab Emirates	0	142		
Qatar	0	67		
Kuwait	0	51		
Others	7	1,154		

Source: BOQ Report No. 183 re Deceased OFs as of 15 January 2021
 Note: Figures from previous reports may differ due data verification process.

Returning Filipinos from SABAH

Total No of Filipinos From Sabah from Sabah for Transfer (per letter from Sabah dated 09 June 2020)	Total No of Filipinos from Sabah Transferred (as of 01 September, 2020)	Remaining No of Filipinos in Sabah for Transfer (as of 01 September)
5,300	1,963	3,337

BATCH	DATE OF TRANSFER	TOTAL NO. OF RETURNEES
First Batch	July 03, 2020	394
Second Batch	July 28, 2020	390
Third Batch	August 12, 2020	400
Fourth Batch	August 27, 2020	379
Fifth Batch	September 23, 2020	400
Total		1,963

Source: TG-MROF Secretariat as of 30 September 2020 (5th batch of REFs arrived on 24 September 2020)
 Note: Figures from previous reports may differ due data verification process.

Red Flagged Countries

Country	Period	Country	Period
Australia	Dec. 29, 2020- Jan. 31, 2021	Pakistan	Dec. 29, 2020- Jan. 31, 2021
Canada		Jamaica	
Denmark		Luxembourg	
France		Oman	
Germany		PR China	
Hongkong		USA	January 2- 31, 2021
Iceland		Singapore	January 8-31, 2021
Ireland		Brazil	
Israel		Finland	
Italy		India	
Japan		Jordan	
Lebanon		Norway	January 10-31, 2021
Netherlands		Portugal	
South Korea		Austria	
South Africa		UK	
Spain	UAE	January 17-31, 2021	
Sweden	Hungary		
Switzerland			

Source: Memo from the E.S, OP dated Jan 5, 8, 12 and 15 2021

Prepared by: MS. JAMELAH KAY L JOSE Duty Staff	Reviewed by: MR. MARVIN T MANZANO Officer	Approved by: (SGD) DIR. BERNARDO RAFAELITO R ALEJANDRO IV CESO IV Head
---	--	---

Republic of the Philippines
Inter-Agency Task Force
FOR THE MANAGEMENT OF EMERGENCY INFECTIOUS DISEASE
NATIONAL TASK FORCE COVID-19

Task Group on Management of Returning Overseas Filipinos

**NARRATIVE REPORT
16 January 2021**

ACTIONS TAKEN: Management of Returning Overseas Filipinos (MROF)

The Task Group on Management of Returning Overseas Filipinos (TG-MROF) was created by the National Incident Command-National Task Force COVID 19 to solely cater to the medical and social needs of Returning Overseas Filipinos (ROFs). The TG-MROF in coordination with various government agencies, private entities, and other task groups created to respond with the prevailing crisis, regional task units, and local government agencies that are task to facilitate the safe return of the ROFs back to their home provinces.

Members: DND, DOTr, DOLE, DILG, DFA, DOT, DSWD, DOH, OCD, OWWA, BOQ, CAAP, MARINA, PCG, PNP and AFP

ARRIVALS: As of 14 January 2021, a total of 774,354 Returning Overseas Filipinos (ROFs) arrived at the NAIA Terminals 1, 2, and 3, Clark International Airport, Mactan-Cebu International Airport, South Harbor, Subic, Bataan, and Zamboanga Port. Of which, 359,430 are land-based OFWs, 218,272,764 are sea-based OFWs and 139,663 are Non-OFWs.

A total of 2,497 deceased OFs had arrived in the country from 01 July – 15 January 2021. Of which, 341 died due to COVID-19.

TESTING: As of 14 January 2021, a total of 771,857 ROFs were tested thru RT-PCR.

QUARANTINE: As of 15 January 2021, a total of 12,682 ROFs were confirmed positive with COVID-19. Of which, 262 are admitted at 20 quarantine facilities, 12,412 were able to recover and 8 died.

As of 31 December 2020, a total of 243 Non-OFWs under quarantine in 2 Accommodation Establishments (AEs) in Batangas.

DEPARTURES: As of 15 January 2021, TG-MROF was able to assist 406,129 ROFs back to their home provinces. Of which, 126,456 were assisted by land, 209,735 by air, and 69,938 by sea.

ASSISTANCE: As of 15 November 2020, a total of 534,159 OFWs were assisted thru OWWA. Of which, 251,104 were assisted through the "Hatid-sundo" Program, 256,465 through the "OFW Kalinga" Program, 7,123 were assisted through the "Tulong Marino" Program and 19,467 assistances to stranded OFWs in the region.


RETURNING FILIPINOS (REFs) from SABAH: As of 23 September 2020, a total of 1,963 REFs from Sabah arrived in the country and were assisted to go back in their home provinces.

TRAVEL BANNED COUNTRIES: As of 15 January 2021, Philippines bans entry by foreign nationals from 35 countries due to concerns over COVID-19 variant.

Prepared by:


MS. JAMELAH KAY L JOSE
Duty Staff

Reviewed by:


MR MARVIN T. MANZANO
Officer

Approved by:

(SGD) DIR. BERNARDO RAFAELITO R. ALEJANDRO IV, CESO IV
Head