

NATIONAL TASK FORCE
CORONAVIRUS DISEASE-2019
SITUATIONAL REPORT NO. 295

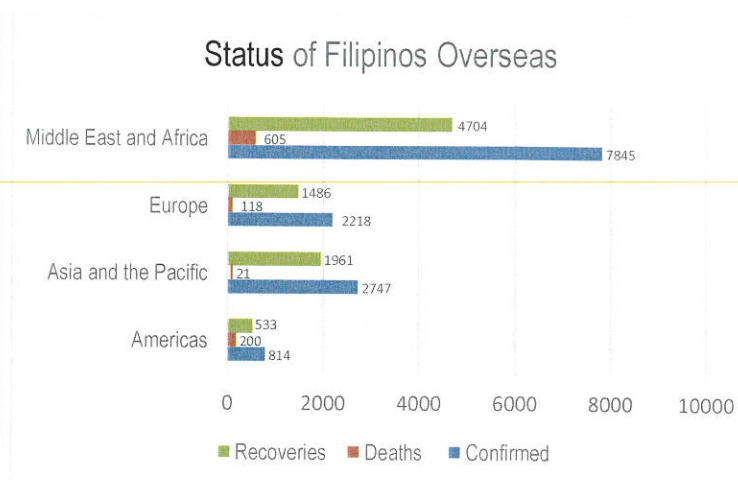
Issued on 1200H, 21 January 2021
 Report Coverage: 20 January 2021

GLOBAL SITUATION

95,321,880
 Total Cases World Wide

224
 Countries and Territories Affected

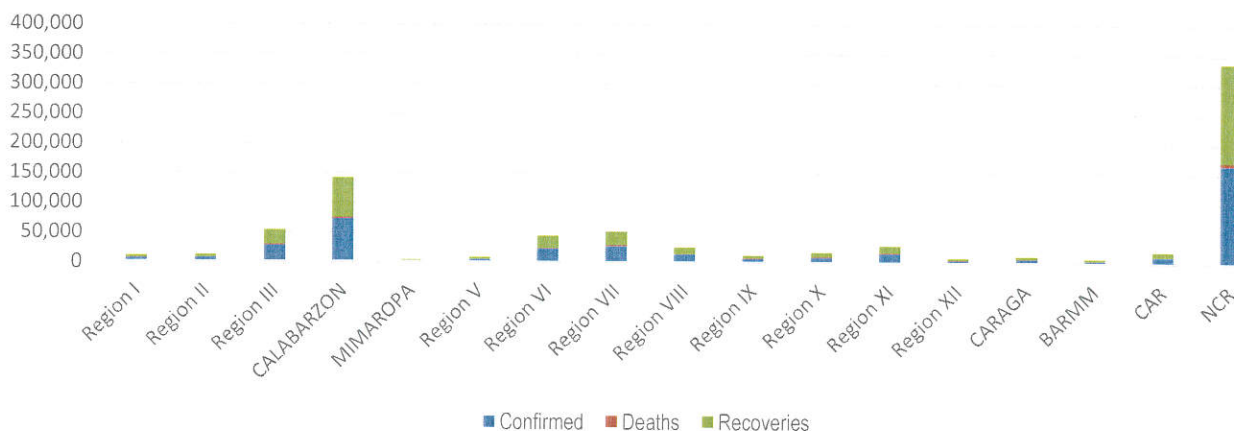
Source: WHO as of 21 January 2021



PHILIPPINE SITUATION

| | TOTAL | NEW | REMARKS |
|--------------|----------------|---------------|---------------------------------|
| TOTAL CASES | 507,717 | +1,783 | |
| ACTIVE CASES | 30,126 | +1,366 | |
| DEATHS | 10,116 | +74 | 1.99% Case Fatality Rate |
| RECOVERIES | 467,475 | +500 | 92.1% Case Recovery Rate |

Summary of Cases per Region

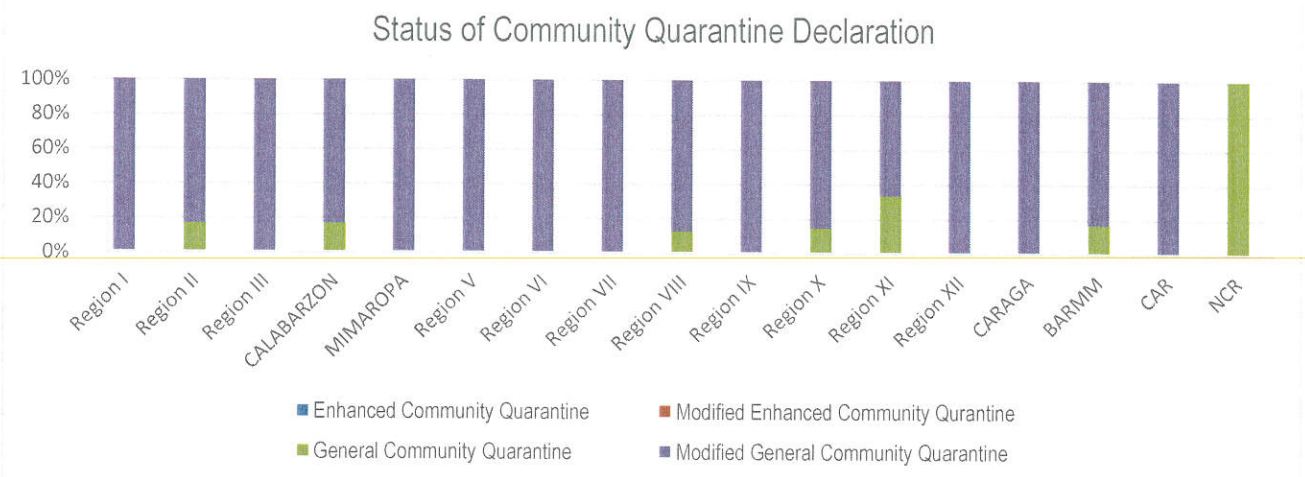


P-D-I-T-R STRATEGY

With reference to the National Action Plan (NAP) for COVID-19, the National Task Force is intensifying efforts to PREVENT the spread of the COVID-19, TEST individuals and communities, ISOLATE those that are identified to be confirmed cases, TREAT and provide with appropriate health care, and REINTEGRATE them back to the community.

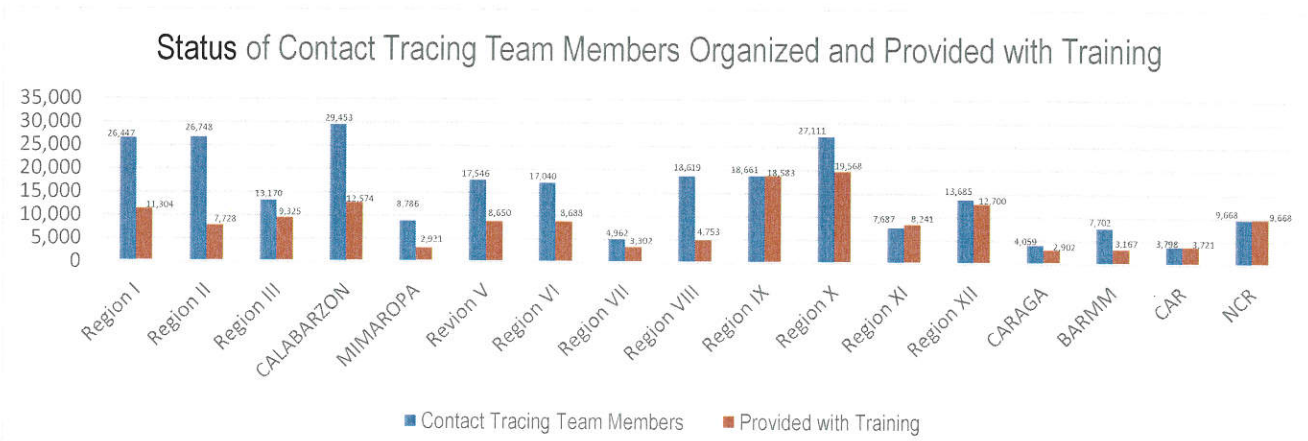
PREVENT

PREVENT enables to change mindsets and behaviors to advocate for a shared responsibility in ensuring compliance to minimum public health standards and protocols and address stigma and division in the communities, workplaces, schools. To implement the PREVENT strategy, community quarantine declarations are made in various localities, enforcing stricter regulations and disease preventive measures particular for areas with high cases. Status of community quarantine declarations is summarized as follows:



DETECT

DETECT entails active screening of those presenting with signs and symptoms of COVID-19 in the community as well as other disease surveillance activities. For this purpose, contact tracing teams have been organized and provided with appropriate training. Summary is as follows:



The overall results of contact tracing are summarized as follows:

| | | |
|----------------------------|--|-------------------|
| 1:6 | 99.51% | 2,094,126 |
| Case: Close Contacts Ratio | Contact Tracing Done for All Close Contacts of Confirmed Cases | Contacts Profiled |

Also, part of DETECT strategy is the enhancement of the COVID-19 testing capacities of the country. For this purpose, testing laboratories are setup and provided with appropriate licensing. The summary is as follows:

| | |
|--|--|
| 208 | 43 |
| Licensed RT-PCR and GeneXpert Laboratories | Laboratories with Ongoing Licensing Applications |

The overall testing results is summarized as follows:

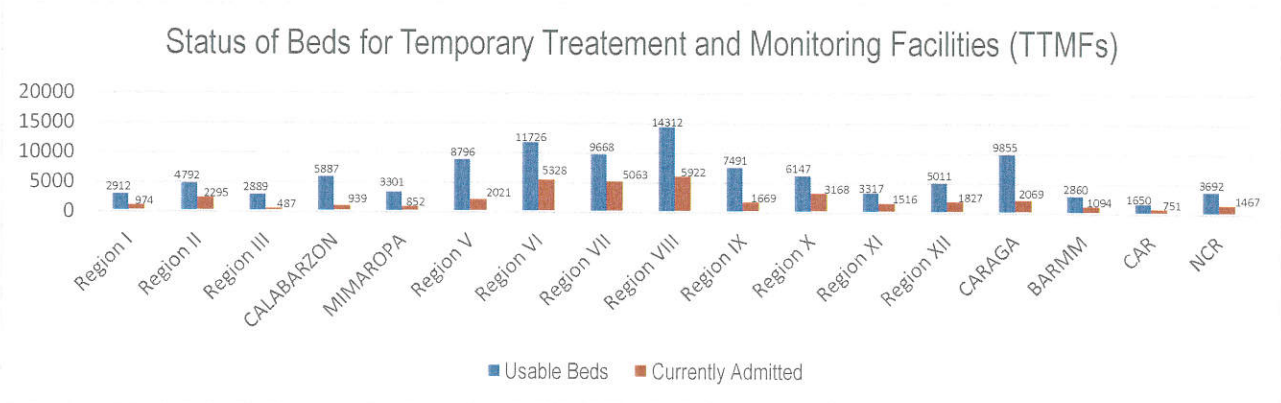
| | TOTAL | NEW |
|---------------------------|------------------|---------|
| TESTS CONDUCTED | 7,442,227 | +31,432 |
| UNIQUE INDIVIDUALS TESTED | 7,016,536 | +28,579 |
| POSITIVITY RATE | 8.14% | |
| BACKLOGS | 89 | |

To aid in the testing efforts, Mega Swabbing Sites have been established. The outputs of the Mega Swabbing Sites are as follows:

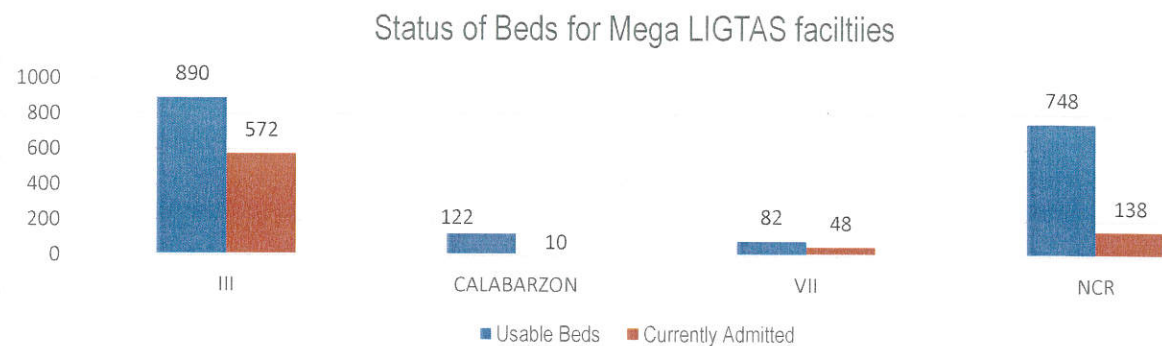
| | TOTAL | NEW |
|-------------------------|----------------|-----|
| ACT MOBILE TEAM | 176,177 | - |
| MOA ARENA | 168,809 | - |
| ENDERUN TENT | 157,360 | - |
| PHILIPPINE SPORTS ARENA | 203,150 | - |

ISOLATE

Isolate involves implementation of measures to separate those identified as exposed and confirmed cases and provide medical interventions to further prevent the spread of the disease. This strategy involves setting up of Temporary Treatment and Monitoring Facilities (TTMFs). The summary of TTMFs established is as follows:

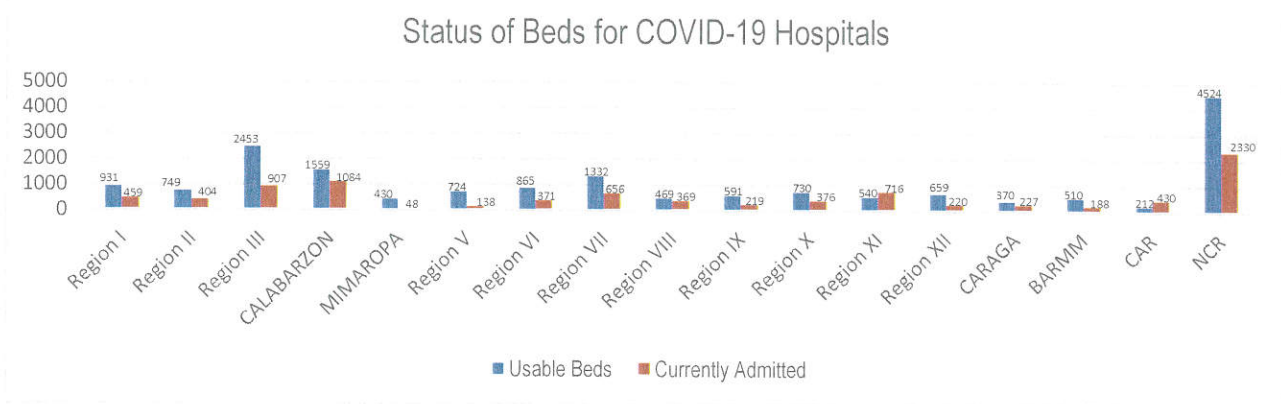


Aside from the TTMFs, Mega LIGTAS facilities have also been established. The summary of occupancies for the Mega LIGTAS facilities is as follows:



TREAT

For the TREAT strategy, One Hospital Command has been established to facilitate centralized referral system. Further, wards, isolation and intensive care units are in operation to provide treatment services for COVID-19 positives. The occupancy rate for all beds dedicated to COVID-19 (Ward, Isolation, Intensive Care) among reporting hospitals is summarized as follows.



PROCUREMENT AND DONATIONS

In terms of resources, the following is the summary of total domestic donations, international donations received by the Philippine government as well as the total procured personal protective equipment (PPE) distributed.


| | | |
|--------------------------|-------------------------------|---------------------------------|
| <h1>7,431</h1> | <h1>539</h1> | <h1>5,602,869</h1> |
| Total Domestic Donations | Total International Donations | Total Procured PPEs Distributed |

MANAGEMENT OF RETURNING OVERSEAS FILIPINOS

Returning Overseas Filipinos are provided with assistance by facilitating their arrival from different points of origin abroad until their return to their respective homes, and attend to their medical and social needs, in order to give them comfort, ensure their safety, and prevent the spread of COVID-19. The following is the summary of ROFs

| | |
|---------------------|---|
| <h1>785,232</h1> | <h1>411,502</h1> |
| Total ROFs Arrivals | Total Hatid Probinsya Services Provided |

For the Chairperson, NDRRMC:


UNDERSECRETARY RICARDO B JALAD
 Executive Director, NDRRMC and
 Administrator, OCD

REFERENCES: Reports from:
 World Health Organization
 Office of Civil Defense
 Department of Health
 Department of the Interior and Local Government
 Department of Public Works and Highways
 Department of Foreign Affairs

ANNEXES:
 Community Quarantine Declaration per Region
 Breakdown of Returning Overseas Filipinos

NOTE:
 Other reports are available upon request

Community Quarantine Declaration per LGU
As of **20 January 2021**

| PROVINCE/ CHARTERED CITY / MUNICIPALITY | COMMUNITY QUARANTINE DECLARATION (ECQ, MECQ, GCQ, MGCQ) | EFFECTIVITY DATE |
|---|--|--------------------|
| NCR | | |
| <i>Caloocan</i> | GCQ | 01-31 January 2021 |
| <i>Malabon</i> | GCQ | 01-31 January 2021 |
| <i>Navotas</i> | GCQ | 01-31 January 2021 |
| <i>Valenzuela</i> | GCQ | 01-31 January 2021 |
| <i>Pasig</i> | GCQ | 01-31 January 2021 |
| <i>Pateros</i> | GCQ | 01-31 January 2021 |
| <i>Marikina</i> | GCQ | 01-31 January 2021 |
| <i>Taguig</i> | GCQ | 01-31 January 2021 |
| <i>Quezon City</i> | GCQ | 01-31 January 2021 |
| <i>Manila</i> | GCQ | 01-31 January 2021 |
| <i>Makati</i> | GCQ | 01-31 January 2021 |
| <i>Mandaluyong</i> | GCQ | 01-31 January 2021 |
| <i>San Juan</i> | GCQ | 01-31 January 2021 |
| <i>Muntinlupa</i> | GCQ | 01-31 January 2021 |
| <i>Paranaque</i> | GCQ | 01-31 January 2021 |
| <i>Las Pinas</i> | GCQ | 01-31 January 2021 |
| <i>Pasay</i> | GCQ | 01-31 January 2021 |
| CAR | | |
| Abra | MGCQ | 01-31 January 2021 |
| Apayao | MGCQ | 01-31 January 2021 |
| Benguet | MGCQ | 01-31 January 2021 |
| Ifugao | MGCQ | 01-31 January 2021 |
| Kalinga | MGCQ | 01-31 January 2021 |
| Mt. Province | MGCQ | 01-31 January 2021 |
| <i>Baguio City</i> | MGCQ | 01-31 January 2021 |
| Region I | | |
| La Union | MGCQ | 01-31 January 2021 |
| Pangasinan | MGCQ | 01-31 January 2021 |
| Iloco Sur | MGCQ | 01-31 January 2021 |
| Ilocos Norte | MGCQ | 01-31 January 2021 |
| <i>Dagupan City</i> | MGCQ | 01-31 January 2021 |
| Region II | | |
| Batanes | MGCQ | 01-31 January 2021 |
| Cagayan | MGCQ | 01-31 January 2021 |
| Isabela | MGCQ | 01-31 January 2021 |
| <i>Santiago City</i> | GCQ | 01-31 January 2021 |
| Quirino | MGCQ | 01-31 January 2021 |
| Nueva Vizcaya | MGCQ | 01-31 January 2021 |
| Region III | | |
| Aurora | MGCQ | 01-31 January 2021 |
| Bataan | MGCQ | 01-31 January 2021 |
| Bulacan | MGCQ | 01-31 January 2021 |
| Nueva Ecija | MGCQ | 01-31 January 2021 |

| | | | |
|---------------------------|-----------------------------|------|--------------------|
| Pampanga | | MGCQ | 01-31 January 2021 |
| Tarlac | | MGCQ | 01-31 January 2021 |
| Zambales | | MGCQ | 01-31 January 2021 |
| | <i>Angeles City</i> | MGCQ | 01-31 January 2021 |
| | <i>Olongapo City</i> | MGCQ | 01-31 January 2021 |
| CALABARZON | | | |
| Cavite | | MGCQ | 01-31 January 2021 |
| Laguna | | MGCQ | 01-31 January 2021 |
| Batangas | | GQC | 01-31 January 2021 |
| Rizal | | MGCQ | 01-31 January 2021 |
| Quezon | | MGCQ | 01-31 January 2021 |
| | <i>Lucena City</i> | MGCQ | 01-31 January 2021 |
| MIMAROPA | | | |
| Oriental Mindoro | | MGCQ | 01-31 January 2021 |
| Occidental Mindoro | | MGCQ | 01-31 January 2021 |
| Marinduque | | MGCQ | 01-31 January 2021 |
| Romblon | | MGCQ | 01-31 January 2021 |
| Palawan | | MGCQ | 01-31 January 2021 |
| | <i>Puerto Princesa City</i> | MGCQ | 01-31 January 2021 |
| Region V | | | |
| Albay | | MGCQ | 01-31 January 2021 |
| Camarines Norte | | MGCQ | 01-31 January 2021 |
| Camarines Sur | | MGCQ | 01-31 January 2021 |
| | <i>Naga City</i> | MGCQ | 01-31 January 2021 |
| Catanduanes | | MGCQ | 01-31 January 2021 |
| Masbate | | MGCQ | 01-31 January 2021 |
| Sosorogon | | MGCQ | 01-31 January 2021 |
| Region VI | | | |
| Aklan | | MGCQ | 01-31 January 2021 |
| Antique | | MGCQ | 01-31 January 2021 |
| Capiz | | MGCQ | 01-31 January 2021 |
| Guimaras | | MGCQ | 01-31 January 2021 |
| Iloilo | | MGCQ | 01-31 January 2021 |
| | <i>Iloilo City</i> | MGCQ | 01-31 January 2021 |
| Negros Occidental | | MGCQ | 01-31 January 2021 |
| | <i>Bacolod City</i> | MGCQ | 01-31 January 2021 |
| Region VII | | | |
| Bohol | | MGCQ | 01-31 January 2021 |
| Cebu | | MGCQ | 01-31 January 2021 |
| | <i>Cebu City</i> | MGCQ | 01-31 January 2021 |
| | <i>Lapulapu City</i> | MGCQ | 01-31 January 2021 |
| | <i>Mandaue City</i> | MGCQ | 01-31 January 2021 |
| Negros Oriental | | MGCQ | 01-31 January 2021 |
| Siquijor | | MGCQ | 01-31 January 2021 |
| Region VIII | | | |
| Leyte | | MGCQ | 01-31 January 2021 |
| | <i>Tacloban City</i> | GQC | 01-31 January 2021 |
| Southern Leyte | | MGCQ | 01-31 January 2021 |
| Biliran | | MGCQ | 01-31 January 2021 |
| Samar | | MGCQ | 01-31 January 2021 |
| Eastern Samar | | MGCQ | 01-31 January 2021 |
| Northern Samar | | MGCQ | 01-31 January 2021 |

| | | | |
|----------------------------|----------------------------|------|--------------------|
| | <i>Ormoc City</i> | MGCQ | 01-31 January 2021 |
| Region IX | | | |
| Zamboanga Del Norte | | MGCQ | 01-31 January 2021 |
| Zamboanga Del Sur | | MGCQ | 01-31 January 2021 |
| Zamboanga Sibugay | | MGCQ | 01-31 January 2021 |
| | <i>Zamboanga City</i> | MGCQ | 01-31 January 2021 |
| | <i>Isabela City</i> | MGCQ | 01-31 January 2021 |
| Region X | | | |
| Bukidnon | | MGCQ | 01-31 January 2021 |
| Camiguin | | MGCQ | 01-31 January 2021 |
| Lanao del Norte | | MGCQ | 01-31 January 2021 |
| | <i>Iligan City</i> | GCQ | 01-31 January 2021 |
| Misamis Occidental | | MGCQ | 01-31 January 2021 |
| Misamis Oriental | | MGCQ | 01-31 January 2021 |
| | <i>Cagayan de Oro City</i> | MGCQ | 01-31 January 2021 |
| Region XI | | | |
| Davao del Norte | | GCQ | 01-31 January 2021 |
| Davao del Sur | | MGCQ | 01-31 January 2021 |
| | <i>Davao City</i> | GCQ | 01-31 January 2021 |
| Davao de Oro | | MGCQ | 01-31 January 2021 |
| Davao Occidental | | MGCQ | 01-31 January 2021 |
| Davao Oriental | | MGCQ | 01-31 January 2021 |
| Region XII | | | |
| North Cotabato | | MGCQ | 01-31 January 2021 |
| Sarangani | | MGCQ | 01-31 January 2021 |
| South Cotabato | | MGCQ | 01-31 January 2021 |
| Sultan Kudarat | | MGCQ | 01-31 January 2021 |
| | <i>General Santos City</i> | MGCQ | 01-31 January 2021 |
| CARAGA | | | |
| Agusan del Norte | | MGCQ | 01-31 January 2021 |
| | <i>Butuan City</i> | MGCQ | 01-31 January 2021 |
| Agusan del Sur | | MGCQ | 01-31 January 2021 |
| Surigao del Norte | | MGCQ | 01-31 January 2021 |
| Surigao del Sur | | MGCQ | 01-31 January 2021 |
| Dinagat Islands | | MGCQ | 01-31 January 2021 |
| BARMM | | | |
| Maguindanao | | MGCQ | 01-31 January 2021 |
| | <i>Cotabato City</i> | MGCQ | 01-31 January 2021 |
| Lanao del Sur | | GCQ | 01-31 January 2021 |
| Basilan | | MGCQ | 01-31 January 2021 |
| Sulu | | MGCQ | 01-31 January 2021 |
| Tawi-Tawi | | MGCQ | 01-31 January 2021 |

Sources: Memo from the Executive Secretary on Community Quarantine Classification dated 01 January 2021



Republic of the Philippines
INTER-AGENCY TASK FORCE
FOR THE MANAGEMENT OF EMERGING INFECTIOUS DISEASE
NATIONAL TASK FORCE - COVID 19



Task Group on Management of Returning Overseas Filipinos

Summary Report

As of January 20, 2021

TOTAL ARRIVAL OF ROFs:
785,232

| | |
|--------------|---------|
| LAND-BASED | 366,201 |
| SEA-BASED | 275,000 |
| NON-OFWs | 141,486 |
| DECEASED OFs | 2,545 |

HATID PROBINSYA
TOTAL ASSISTED ROFs: 411,502

| | | |
|---------|--------|---------|
| AIR | SEA | LAND |
| 215,108 | 69,938 | 126,456 |

TOTAL of ROFs
TESTED THRU RT-PCR

782,687

ASSISTANCES
TOTAL of ROFs WERE PROVIDED

570,941

HEALTH STATUS of ROFs

| | | |
|---------------------|--------------------|-----------------------|
| QUARANTINE FACILITY | CONFIRMED POSITIVE | ADMITTED |
| 20 | 12,759 | 270 |
| RECOVERED | DEATHS | RED FLAGGED COUNTRIES |
| 12,489 | 8 | 35 |



Republic of the Philippines
 INTER-AGENCY TASK FORCE
 FOR THE MANAGEMENT OF EMERGING INFECTIOUS DISEASE
 NATIONAL TASK FORCE COVID19



Task Group on Management of Returning Overseas Filipinos

TG-MROF Daily Operational Report as of 20 January 2021

ARRIVALS

| ROFs | AIRPORTS | | | | | | | | | | GRAND TOTAL ARRIVAL OF ROFs | |
|------------------------------|------------------------------|----------------|------------------------------|----------------|-------------------------------|----------------|------------------------------------|---------------|---|---------------|-----------------------------|----------------|
| | NAIA ⁽¹⁾ | | | | | | CLARK INTL. AIRPORT ⁽¹⁾ | | MACTAN-CEBU INTL AIRPORT ⁽¹⁾ | | | |
| | T1 (23 Apr 2020-18 Jan 2021) | | T2 (23 Apr 2020-18 Jan 2021) | | T3 (09 July 2020-18 Jan 2021) | | (05 June 2020-18 Jan 2021) | | (28 June 2020-18 Jan 2021) | | | |
| | Now | Cumulative | Now | Cumulative | Now | Cumulative | Now | Cumulative | Now | Cumulative | | |
| SUBTOTAL | 253 | 189,114 | 641 | 260,516 | 570 | 178,812 | - | 62,775 | - | 40,793 | 1,487 | 785,232 |
| OFWs | 231 | 181,339 | 485 | 194,996 | 450 | 147,253 | 0 | 56,773 | - | 30,163 | 1,170 | 641,201 |
| Land-Based | 122 | 104,458 | 467 | 137,668 | 381 | 81,529 | - | 33,027 | - | 9,519 | 970 | 366,201 |
| Sea-Based | 109 | 56,891 | 18 | 57,328 | 69 | 65,724 | - | 23,746 | - | 20,644 | 200 | 275,000 |
| NON-OFWs | 22 | 27,775 | 156 | 65,520 | 120 | 31,559 | - | 6,002 | - | 10,630 | 298 | 141,486 |
| Deceased OFWs ⁽³⁾ | | | 19 | 2,545 | | | | | | | 19 | 2,545 |

Sources: 1) OSS Report as of 18 January 2021, 2) BCG Report No. 241 as of 19 January 2021, and 3) BCG Report No. 187 re Deceased OFWs as of 19 January 2021.
 Note: Figures from previous reports may differ due to data verification process.

TESTING

| ROFs | AIRPORTS | | | | | | | | | | GRAND TOTAL OF TESTED ROFs | |
|-------------------------------|---------------------|----------------|------------|----------------|------------|----------------|------------------------------------|---------------|---|---------------|----------------------------|----------------|
| | NAIA ⁽¹⁾ | | | | | | CLARK INTL. AIRPORT ⁽¹⁾ | | MACTAN-CEBU INTL AIRPORT ⁽¹⁾ | | | |
| | Terminal 1 | | Terminal 2 | | Terminal 3 | | | | | | | |
| | Now | Cumulative | Now | Cumulative | Now | Cumulative | Now | Cumulative | Now | Cumulative | | |
| SUBTOTAL | 253 | 189,114 | 641 | 260,516 | 570 | 178,812 | - | 62,775 | - | 40,793 | 1,468 | 782,687 |
| RT-PCR (Viral Test) | | | | | | | | | | | | |
| Conducted by PCG | 236 | 166,528 | 488 | 202,019 | 482 | 155,506 | - | 62,775 | - | 40,793 | 1,210 | 676,304 |
| Arranged by LMA | - | 2,256 | - | 2,011 | - | - | - | - | - | - | 0 | 4,267 |
| Arranged by Marikina LGU | - | 19 | 2 | 27 | - | 44 | - | - | - | - | 2 | 90 |
| Arranged by Pampanga LGU | - | 997 | - | 1,730 | - | 591 | - | - | - | - | 0 | 3,218 |
| Conducted by PAGSS / PADL | 17 | 19,414 | - | - | 88 | 22,671 | - | - | - | - | 105 | 42,085 |
| Conducted by PAL / Detoxicare | - | - | 151 | 54,729 | - | - | - | - | - | - | 151 | 54,729 |
| ROFs | | | | | | | | | | | | |
| SUBTOTAL | 4 | 46,774 | - | 119 | - | 438 | - | 1,352 | - | 1,986 | 0 | 8 |
| RT-PCR (Viral Test) | | | | | | | | | | | | |
| Conducted by PCG | 4 | 46,774 | - | 119 | - | 438 | - | 1,352 | - | 1,986 | 0 | 8 |

Sources: 1) OSS Report as of 19 January 2021, and 2) BCG Report No. 244 as of 19 January 2021.
 Note: Figures from previous reports may differ due to data verification process.

QUARANTINE

| ROFs in TREATMENT AND MONITORING FACILITIES | | | | | | | | ROFs in ACCOMMODATION ESTABLISHMENTS (AEs) | | |
|---|--------------------|------------|----------|-------|-----------|------------|--------|--|------------|----------|
| No. of QFs | Confirmed Positive | | Admitted | | Recovered | | Deaths | | No. of AEs | NON-OFWs |
| | Now | Cumulative | Now | Total | Now | Cumulative | Now | Cumulative | | |
| 20 | 2 | 12,759 | 12 | 270 | 32 | 12,489 | - | 8 | 2 | 243 |

Sources: 1) BCG report No. 244 as of 19 January 2021. Note: (1) Location: Betongas Canyon Woods and Chateau Royale.
 Note: Figures from previous reports may differ due to data verification process.



Republic of the Philippines
 INTER-AGENCY TASK FORCE
 FOR THE MANAGEMENT OF EMERGING INFECTIOUS DISEASE
 NATIONAL TASK FORCE COVID19



Task Group on Management of Returning Overseas Filipinos

TG-MROF Daily Report as of 20 January 2021

Balik Probinsya

| ROFs Assisted thru their destination | Mode of Transportation | | | GRAND TOTAL |
|--------------------------------------|------------------------|--------------|--------------------|-------------|
| | Air (NAIA T2) | Land (PITX)* | Sea (NORTH HARBOR) | |
| | Cumulative | Cumulative | Cumulative | |
| | 215,108 | 126,456 | 69,938 | 411,502 |
| Iloilo (ILO) | 43,433 | | | |
| Mactan-Cebu (CEB) | 25,909 | | | |
| Lagumdingan (CGY) | 27,725 | | | |
| Davao (DVO) | 27,313 | | | |
| Bacolod-Silay (BCD) | 17,932 | | | |
| General Santos (GES) | 20,963 | | | |
| Tacloban (TAC) | 14,298 | | | |
| Bohol-Panglao (TAG) | 5,855 | | | |
| Zamboanga (ZAM) | 11,449 | | | |
| Butuan (BXU) | 8,511 | | | |
| Dumaguete (DGT) | 4,706 | | | |
| Puerto Princesa (PPS) | 1,926 | | | |
| Legazpi (LGP) | 68 | | | |

Source: 1) OSS Report as of 17 January 2021, and 2) DOTR PCG Report as of 15 January 2021
 Note: Figures from previous reports may differ due data verification process

ASSISTANCE

| KINDS | OFWs |
|---|---------|
| Hatid - Sundo <i>(Free transportation from ports to hotel and vice-versa)</i> | 269,495 |
| OFW Kalinga <i>(Free food and accommodation to stranded OFW returnees)</i> | 274,856 |
| Tulong Marino <i>(Free food packs for locally stranded seafarers)</i> | 7,123 |
| Assistance to stranded OFWs in the Regions <i>(Provided with food, accommodation and transportation)</i> | 19,467 |

Source: OWWA Monitoring Reports as of 23 November 2020

Remains of DECEASED OFs

| COUNTRY | COUNTRY OF REGION | | CAUSE OF DEATH | |
|----------------------|-------------------|--------------|----------------|--------------|
| | NOW | CUMULATIVE | | CUMULATIVE |
| TOTAL | 19 | 2,545 | | 2,545 |
| Saudi Arabia | 0 | 798 | COVID-19 | 341 |
| USA | 0 | 285 | NON-COVID-19 | 2,204 |
| United Arab Emirates | 0 | 142 | | |
| Qatar | 0 | 67 | | |
| Kuwait | 0 | 51 | | |
| Others | 19 | 1,202 | | |

Source: BDO Report No. 197 re Deceased OFs as of 19 January 2021
 Note: Figures from previous reports may differ due data verification process

Returning Filipinos from SABAH

| BATCH | DATE OF TRANSFER | TOTAL NO. OF RETURNEES |
|--------------|--------------------|------------------------|
| First Batch | July 03, 2020 | 394 |
| Second Batch | July 28, 2020 | 390 |
| Third Batch | August 12, 2020 | 400 |
| Fourth Batch | August 27, 2020 | 379 |
| Fifth Batch | September 23, 2020 | 400 |
| Total | | 1,963 |

Source: TG-MROF Secretariat as of 30 September 2020 (5th batch of REFs arrived on 24 September 2020)
 Note: Figures from previous reports may differ due data verification process

Red Flagged Countries

| Country | Period | Country | Period |
|--------------|---------------------------------|------------|------------------------------|
| Australia | Dec. 29, 2020- Jan. 31, 2021 | Pakistan | Dec. 29, 2020- Jan. 31, 2021 |
| Canada | | Jamaica | |
| Denmark | | Luxembourg | |
| France | | Oman | |
| Germany | | PR China | |
| Hongkong | | USA | |
| Iceland | | Singapore | |
| Ireland | | Brazil | |
| Israel | | Finland | |
| Italy | | India | |
| Japan | January 8-31, 2021 | Jordan | January 10-31, 2021 |
| Lebanon | | Norway | |
| Netherlands | | Portugal | |
| South Korea | | Austria | |
| South Africa | | UK | |
| Spain | | UAE | |
| Sweden | | Hungary | |
| Switzerland | | | |

Source: Memo from the E.S, OP dated Jan 5, 8, 12 and 15 2021

| | | |
|--|---|--|
| Prepared by: MS. JAMELAH KAY L JOSE Duty Staff | Reviewed by: MR. MARVIN MANZANO Officer | Approved by: DIR. BERNARDO RAFAEL R O ALEJANDRO IV, CESO IV Head |
|--|---|--|

Republic of the Philippines
Inter-Agency Task Force
FOR THE MANAGEMENT OF EMERGENCY INFECTIOUS DISEASE
NATIONAL TASK FORCE COVID-19

Task Group on Management of Returning Overseas Filipinos

NARRATIVE REPORT
20 January 2021

ACTIONS TAKEN: Management of Returning Overseas Filipinos (MROF)

The Task Group on Management of Returning Overseas Filipinos (TG-MROF) was created by the National Incident Command-National Task Force COVID 19 to solely cater to the medical and social needs of Returning Overseas Filipinos (ROFs). The TG-MROF in coordination with various government agencies, private entities, and other task groups created to respond with the prevailing crisis, regional task units, and local government agencies that are task to facilitate the safe return of the ROFs back to their home provinces.

Members: DND, DOTr, DOLE, DILG, DFA, DOT, DSWD, DOH, OCD, OWWA, BOQ, CAAP, MARINA, PCG, PNP and AFP

ARRIVALS: As of 18 January 2021, a total of 785,232 Returning Overseas Filipinos (ROFs) arrived at the NAIA Terminals 1, 2, and 3, Clark International Airport, Mactan-Cebu International Airport, South Harbor, Subic, Bataan, and Zamboanga Port. Of which, 366,201 are land-based OFWs, 218,275,000 are sea-based OFWs and 141,486 are Non-OFWs.

A total of 2545 deceased OFs had arrived in the country from 01 July – 19 January 2021. Of which, 341 died due to COVID-19.

TESTING: As of 18 January 2021, a total of 782,687 ROFs were tested thru RT-PCR.

QUARANTINE: As of 19 January 2021, a total of 12,759 ROFs were confirmed positive with COVID-19. Of which, 270 are admitted at 20 quarantine facilities, 12,489 were able to recover and 8 died.

As of 31 December 2020, a total of 243 Non-OFWs under quarantine in 2 Accommodation Establishments (AEs) in Batangas.

DEPARTURES: As of 17 January 2021, TG-MROF was able to assist 411,502 ROFs back to their home provinces. Of which, 126,456 were assisted by land, 215,108 by air, and 69,938 by sea.

ASSISTANCE: As of 23 November 2020, a total of 570,941 OFWs were assisted thru OWWA. Of which, 269,495 were assisted through the "Hatid-sundo" Program, 274,856 through the "OFW Kalinga" Program, 7,123 were assisted through the "Tulong Marino" Program and 19,467 assistances to stranded OFWs in the region.

RETURNING FILIPINOS (REFs) from SABAH: As of 23 September 2020, a total of 1,963 REFs from Sabah arrived in the country and were assisted to go back in their home provinces.

TRAVEL BANNED COUNTRIES: As of 15 January 2021, Philippines bans entry by foreign nationals from 35 countries due to concerns over COVID-19 variant.

Prepared by:


MS. JAMELAH KAY L JOSE
Duty Staff

Reviewed by:


MR MARVIN T. MANZANO
Officer

Approved by:


DIR. BERNARDO RAFAELITO R. ALEJANDRO IV, CESO IV
Head