



REPUBLIC OF THE PHILIPPINES  
**NATIONAL DISASTER RISK REDUCTION AND MANAGEMENT COUNCIL**

National Disaster Risk Reduction and Management Center, Camp Aguinaldo, Quezon City, Philippines

NATIONAL TASK FORCE  
**CORONAVIRUS DISEASE-2019**  
**SITUATIONAL REPORT NO. 296**

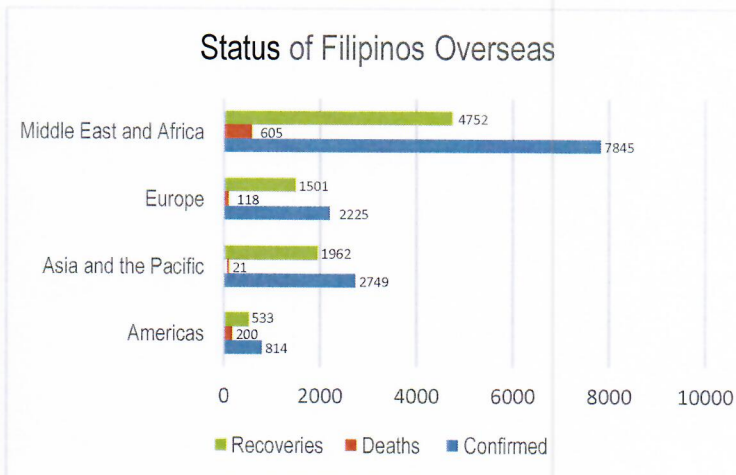
Issued on 1200H, **22 January 2021**  
 Report Coverage: **21 January 2021**

### GLOBAL SITUATION

**95,612,831**  
 Total Cases World Wide

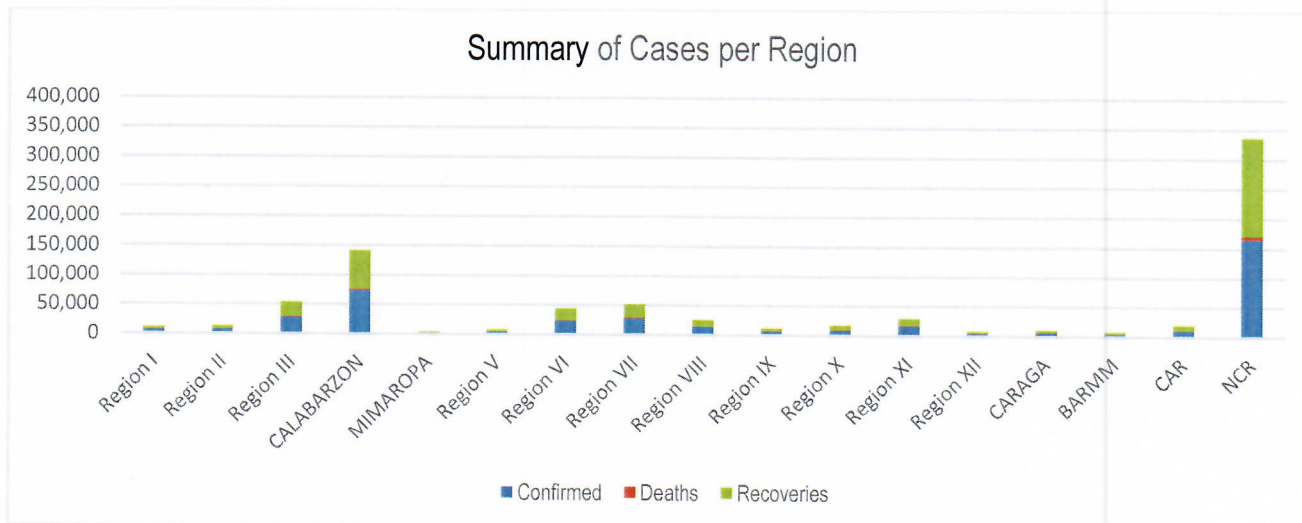
**224**  
 Countries and Territories Affected

Source: WHO as of 22 January 2021



### PHILIPPINE SITUATION

	TOTAL	NEW	REMARKS
TOTAL CASES	<b>509,887</b>	+2,178	
ACTIVE CASES	<b>32,031</b>	+1,311	
DEATHS	<b>10,136</b>	+20	<b>1.99%</b> Case Fatality Rate
RECOVERIES	<b>467,720</b>	+250	<b>91.7%</b> Case Recovery Rate

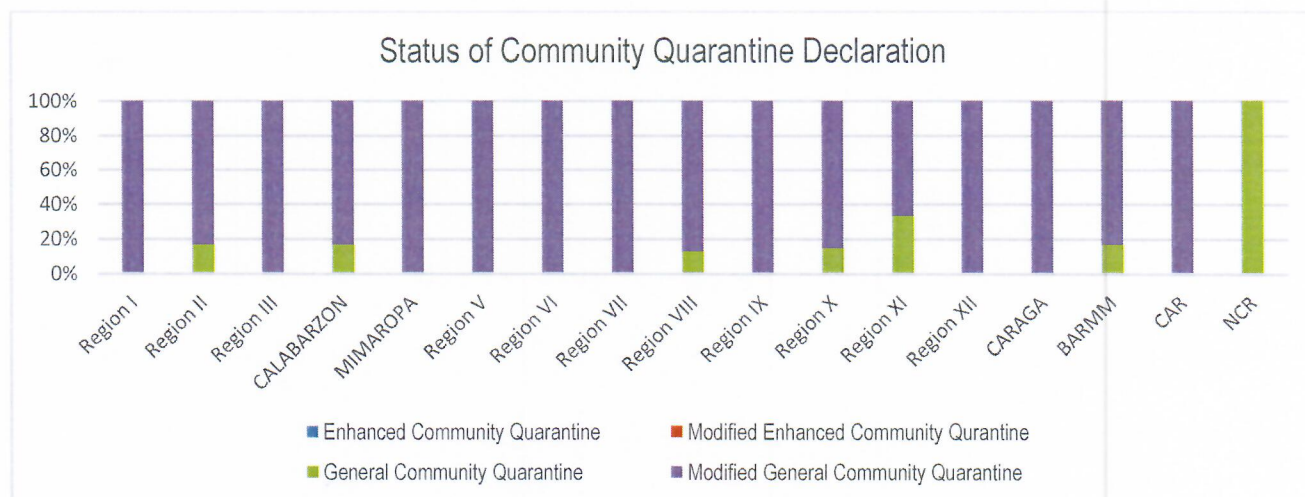


# P-D-I-T-R STRATEGY

With reference to the National Action Plan (NAP) for COVID-19, the National Task Force is intensifying efforts to PREVENT the spread of the COVID-19, TEST individuals and communities, ISOLATE those that are identified to be confirmed cases, TREAT and provide with appropriate health care, and REINTEGRATE them back to the community.

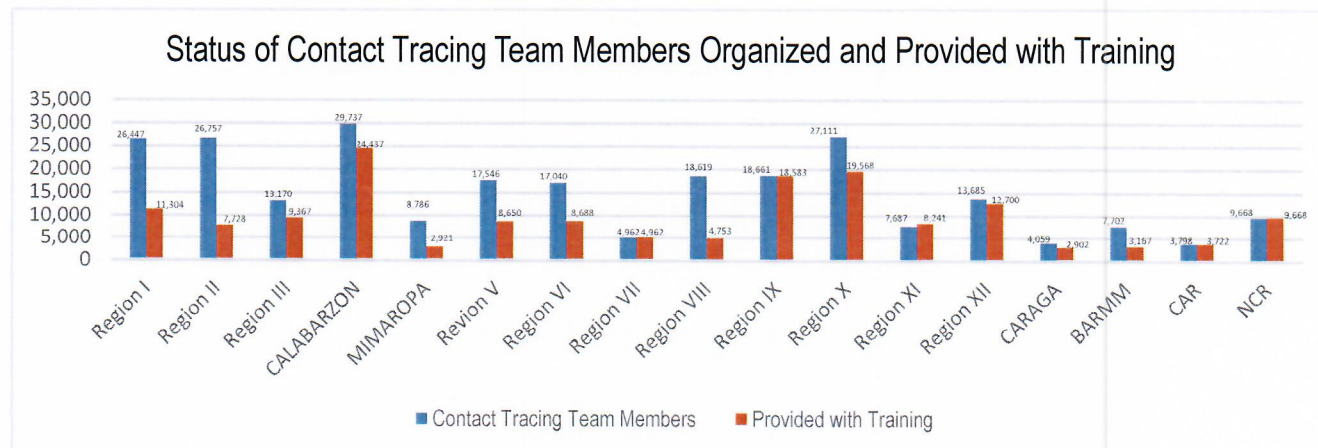
## PREVENT

PREVENT enables to change mindsets and behaviors to advocate for a shared responsibility in ensuring compliance to minimum public health standards and protocols and address stigma and division in the communities, workplaces, schools. To implement the PREVENT strategy, community quarantine declarations are made in various localities, enforcing stricter regulations and disease preventive measures particular for areas with high cases. Status of community quarantine declarations is summarized as follows:



## DETECT

DETECT entails active screening of those presenting with signs and symptoms of COVID-19 in the community as well as other disease surveillance activities. For this purpose, contact tracing teams have been organized and provided with appropriate training. Summary is as follows:



The overall results of contact tracing are summarized as follows:

<b>1:6</b>	<b>99.72%</b>	<b>2,101,885</b>
Case: Close Contacts Ratio	Contact Tracing Done for All Close Contacts of Confirmed Cases	Contacts Profiled

Also, part of DETECT strategy is the enhancement of the COVID-19 testing capacities of the country. For this purpose, testing laboratories are setup and provided with appropriate licensing. The summary is as follows:

<b>208</b>	<b>43</b>
Licensed RT-PCR and GeneXpert Laboratories	Laboratories with Ongoing Licensing Applications

The overall testing results is summarized as follows:

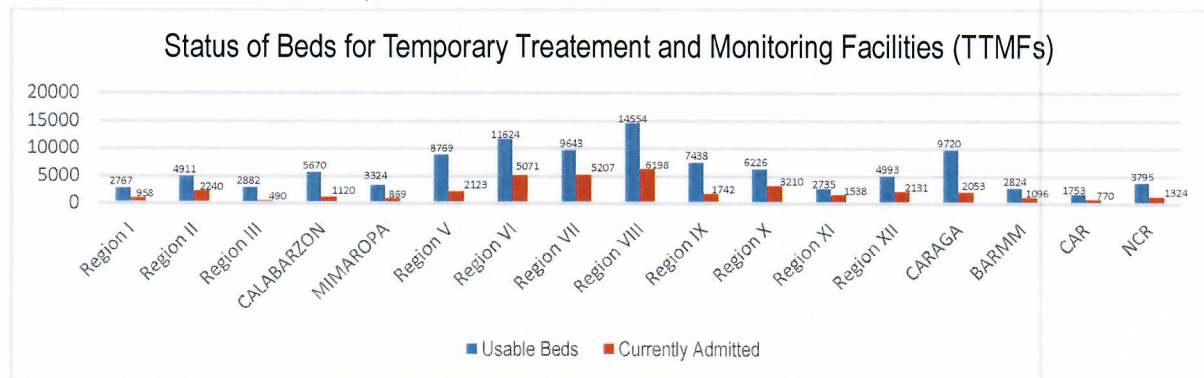
	TOTAL	NEW
TESTS CONDUCTED	<b>7,487,962</b>	+39,628
UNIQUE INDIVIDUALS TESTED	<b>7,060,510</b>	+37,401
POSITIVITY RATE	<b>8.12%</b>	
BACKLOGS	<b>133</b>	

To aid in the testing efforts, Mega Swabbing Sites have been established. The outputs of the Mega Swabbing Sites are as follows:

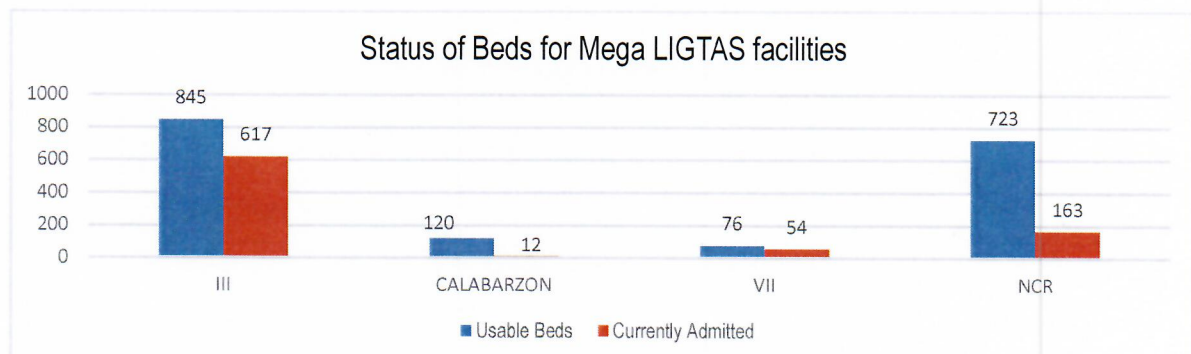
	TOTAL	NEW
ACT MOBILE TEAM	<b>176,177</b>	-
MOA ARENA	<b>168,809</b>	-
ENDERUN TENT	<b>157,360</b>	-
PHILIPPINE SPORTS ARENA	<b>203,150</b>	-

## ISOLATE

Isolate involves implementation of measures to separate those identified as exposed and confirmed cases and provide medical interventions to further prevent the spread of the disease. This strategy involves setting up of Temporary Treatment and Monitoring Facilities (TTMFs). The summary of TTMFs established is as follows:

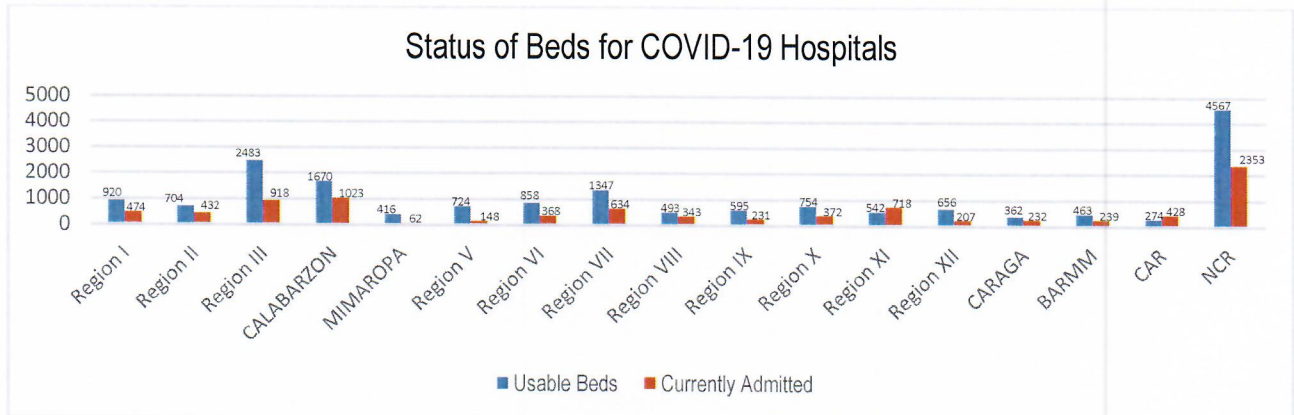


Aside from the TTMFs, Mega LIGTAS facilities have also been established. The summary of occupancies for the Mega LIGTAS facilities is as follows:



# TREAT

For the TREAT strategy, One Hospital Command has been established to facilitate centralized referral system. Further, wards, isolation and intensive care units are in operation to provide treatment services for COVID-19 positives. The occupancy rate for all beds dedicated to COVID-19 (Ward, Isolation, Intensive Care) among reporting hospitals is summarized as follows.



## PROCUREMENT AND DONATIONS

In terms of resources, the following is the summary of total domestic donations, international donations received by the Philippine government as well as the total procured personal protective equipment (PPE) distributed.


<b>7,431</b>	<b>539</b>	<b>5,602,869</b>
Total Domestic Donations	Total International Donations	Total Procured PPEs Distributed

## MANAGEMENT OF RETURNING OVERSEAS FILIPINOS

Returning Overseas Filipinos are provided with assistance by facilitating their arrival from different points of origin abroad until their return to their respective homes, and attend to their medical and social needs, in order to give them comfort, ensure their safety, and prevent the spread of COVID-19. The following is the summary of ROFs

<b>786,877</b>	<b>411,502</b>
Total ROFs Arrivals	Total Hatid Probinsya Services Provided

For the Chairperson, NDRRMC:

  
**UNDERSECRETARY RICARDO B. JALAD**  
 Executive Director, NDRRMC and  
 Administrator, OCD

<p><b>REFERENCES:</b> Reports from:          World Health Organization          Office of Civil Defense          Department of Health          Department of the Interior and Local Government          Department of Public Works and Highways          Department of Foreign Affairs</p>	<p><b>ANNEXES:</b>          Community Quarantine Declaration per Region          Breakdown of Returning Overseas Filipinos</p> <p><b>NOTE:</b>          Other reports are available upon request</p>
--	--

**Community Quarantine Declaration per LGU**  
As of **21 January 2021**

<b>PROVINCE/ CHARTERED CITY / MUNICIPALITY</b>	<b>COMMUNITY QUARANTINE DECLARATION (ECQ, MECQ, GCQ, MGCQ)</b>	<b>EFFECTIVITY DATE</b>
<b>NCR</b>		
<i>Caloocan</i>	GCQ	01-31 January 2021
<i>Malabon</i>	GCQ	01-31 January 2021
<i>Navotas</i>	GCQ	01-31 January 2021
<i>Valenzuela</i>	GCQ	01-31 January 2021
<i>Pasig</i>	GCQ	01-31 January 2021
<i>Pateros</i>	GCQ	01-31 January 2021
<i>Marikina</i>	GCQ	01-31 January 2021
<i>Taguig</i>	GCQ	01-31 January 2021
<i>Quezon City</i>	GCQ	01-31 January 2021
<i>Manila</i>	GCQ	01-31 January 2021
<i>Makati</i>	GCQ	01-31 January 2021
<i>Mandaluyong</i>	GCQ	01-31 January 2021
<i>San Juan</i>	GCQ	01-31 January 2021
<i>Muntinlupa</i>	GCQ	01-31 January 2021
<i>Paranaque</i>	GCQ	01-31 January 2021
<i>Las Pinas</i>	GCQ	01-31 January 2021
<i>Pasay</i>	GCQ	01-31 January 2021
<b>CAR</b>		
<b>Abra</b>	MGCQ	01-31 January 2021
<b>Apayao</b>	MGCQ	01-31 January 2021
<b>Benguet</b>	MGCQ	01-31 January 2021
<b>Ifugao</b>	MGCQ	01-31 January 2021
<b>Kalinga</b>	MGCQ	01-31 January 2021
<b>Mt. Province</b>	MGCQ	01-31 January 2021
<i>Baguio City</i>	MGCQ	01-31 January 2021
<b>Region I</b>		
<b>La Union</b>	MGCQ	01-31 January 2021
<b>Pangasinan</b>	MGCQ	01-31 January 2021
<b>Iloco Sur</b>	MGCQ	01-31 January 2021
<b>Ilocos Norte</b>	MGCQ	01-31 January 2021
<i>Dagupan City</i>	MGCQ	01-31 January 2021
<b>Region II</b>		
<b>Batanes</b>	MGCQ	01-31 January 2021
<b>Cagayan</b>	MGCQ	01-31 January 2021
<b>Isabela</b>	MGCQ	01-31 January 2021
<i>Santiago City</i>	GCQ	01-31 January 2021
<b>Quirino</b>	MGCQ	01-31 January 2021
<b>Nueva Vizcaya</b>	MGCQ	01-31 January 2021
<b>Region III</b>		
<b>Aurora</b>	MGCQ	01-31 January 2021
<b>Bataan</b>	MGCQ	01-31 January 2021
<b>Bulacan</b>	MGCQ	01-31 January 2021
<b>Nueva Ecija</b>	MGCQ	01-31 January 2021

<b>Pampanga</b>	MGCQ	01-31 January 2021
<b>Tarlac</b>	MGCQ	01-31 January 2021
<b>Zambales</b>	MGCQ	01-31 January 2021
<i>Angeles City</i>	MGCQ	01-31 January 2021
<i>Olongapo City</i>	MGCQ	01-31 January 2021
<b>CALABARZON</b>		
<b>Cavite</b>	MGCQ	01-31 January 2021
<b>Laguna</b>	MGCQ	01-31 January 2021
<b>Batangas</b>	GCQ	01-31 January 2021
<b>Rizal</b>	MGCQ	01-31 January 2021
<b>Quezon</b>	MGCQ	01-31 January 2021
<i>Lucena City</i>	MGCQ	01-31 January 2021
<b>MIMAROPA</b>		
<b>Oriental Mindoro</b>	MGCQ	01-31 January 2021
<b>Occidental Mindoro</b>	MGCQ	01-31 January 2021
<b>Marinduque</b>	MGCQ	01-31 January 2021
<b>Romblon</b>	MGCQ	01-31 January 2021
<b>Palawan</b>	MGCQ	01-31 January 2021
<i>Puerto Princesa City</i>	MGCQ	01-31 January 2021
<b>Region V</b>		
<b>Albay</b>	MGCQ	01-31 January 2021
<b>Camarines Norte</b>	MGCQ	01-31 January 2021
<b>Camarines Sur</b>	MGCQ	01-31 January 2021
<i>Naga City</i>	MGCQ	01-31 January 2021
<b>Catanduanes</b>	MGCQ	01-31 January 2021
<b>Masbate</b>	MGCQ	01-31 January 2021
<b>Sosoron</b>	MGCQ	01-31 January 2021
<b>Region VI</b>		
<b>Aklan</b>	MGCQ	01-31 January 2021
<b>Antique</b>	MGCQ	01-31 January 2021
<b>Capiz</b>	MGCQ	01-31 January 2021
<b>Guimaras</b>	MGCQ	01-31 January 2021
<b>Iloilo</b>	MGCQ	01-31 January 2021
<i>Iloilo City</i>	MGCQ	01-31 January 2021
<b>Negros Occidental</b>	MGCQ	01-31 January 2021
<i>Bacolod City</i>	MGCQ	01-31 January 2021
<b>Region VII</b>		
<b>Bohol</b>	MGCQ	01-31 January 2021
<b>Cebu</b>	MGCQ	01-31 January 2021
<i>Cebu City</i>	MGCQ	01-31 January 2021
<i>Lapulapu City</i>	MGCQ	01-31 January 2021
<i>Mandaue City</i>	MGCQ	01-31 January 2021
<b>Negros Oriental</b>	MGCQ	01-31 January 2021
<b>Siquijor</b>	MGCQ	01-31 January 2021
<b>Region VIII</b>		
<b>Leyte</b>	MGCQ	01-31 January 2021
<i>Tacloban City</i>	GCQ	01-31 January 2021
<b>Southern Leyte</b>	MGCQ	01-31 January 2021
<b>Biliran</b>	MGCQ	01-31 January 2021
<b>Samar</b>	MGCQ	01-31 January 2021
<b>Eastern Samar</b>	MGCQ	01-31 January 2021
<b>Northern Samar</b>	MGCQ	01-31 January 2021

<i>Ormoc City</i>	MGCQ	01-31 January 2021
<b>Region IX</b>		
<b>Zamboanga Del Norte</b>	MGCQ	01-31 January 2021
<b>Zamboanga Del Sur</b>	MGCQ	01-31 January 2021
<b>Zamboanga Sibugay</b>	MGCQ	01-31 January 2021
<i>Zamboanga City</i>	MGCQ	01-31 January 2021
<i>Isabela City</i>	MGCQ	01-31 January 2021
<b>Region X</b>		
<b>Bukidnon</b>	MGCQ	01-31 January 2021
<b>Camiguin</b>	MGCQ	01-31 January 2021
<b>Lanao del Norte</b>	MGCQ	01-31 January 2021
<i>Iligan City</i>	GCQ	01-31 January 2021
<b>Misamis Occidental</b>	MGCQ	01-31 January 2021
<b>Misamis Oriental</b>	MGCQ	01-31 January 2021
<i>Cagayan de Oro City</i>	MGCQ	01-31 January 2021
<b>Region XI</b>		
<b>Davao del Norte</b>	GCQ	01-31 January 2021
<b>Davao del Sur</b>	MGCQ	01-31 January 2021
<i>Davao City</i>	GCQ	01-31 January 2021
<b>Davao de Oro</b>	MGCQ	01-31 January 2021
<b>Davao Occidental</b>	MGCQ	01-31 January 2021
<b>Davao Oriental</b>	MGCQ	01-31 January 2021
<b>Region XII</b>		
<b>North Cotabato</b>	MGCQ	01-31 January 2021
<b>Sarangani</b>	MGCQ	01-31 January 2021
<b>South Cotabato</b>	MGCQ	01-31 January 2021
<b>Sultan Kudarat</b>	MGCQ	01-31 January 2021
<i>General Santos City</i>	MGCQ	01-31 January 2021
<b>CARAGA</b>		
<b>Agusan del Norte</b>	MGCQ	01-31 January 2021
<i>Butuan City</i>	MGCQ	01-31 January 2021
<b>Agusan del Sur</b>	MGCQ	01-31 January 2021
<b>Surigao del Norte</b>	MGCQ	01-31 January 2021
<b>Surigao del Sur</b>	MGCQ	01-31 January 2021
<b>Dinagat Islands</b>	MGCQ	01-31 January 2021
<b>BARMM</b>		
<b>Maguindanao</b>	MGCQ	01-31 January 2021
<i>Cotabato City</i>	MGCQ	01-31 January 2021
<b>Lanao del Sur</b>	GCQ	01-31 January 2021
<b>Basilan</b>	MGCQ	01-31 January 2021
<b>Sulu</b>	MGCQ	01-31 January 2021
<b>Tawi-Tawi</b>	MGCQ	01-31 January 2021

Sources: Memo from the Executive Secretary on Community Quarantine Classification dated 01 January 2021



Republic of the Philippines  
 INTER-AGENCY TASK FORCE  
 FOR THE MANAGEMENT OF EMERGING INFECTIOUS DISEASE  
 NATIONAL TASK FORCE - COVID 19

**Task Group on Management of Returning Overseas Filipinos**

Summary Report  
 As of January 21, 2021



**TOTAL ARRIVAL OF ROFS:  
 786,877**

LAND-BASED	367,356
SEA-BASED	275,240
NON-OFWS	141,735
DECEASED OFS	2,546

**HATID PROBINSYA**  
 TOTAL ASSISTED ROFS: 411,502

AIR	215,108
SEA	69,938
LAND	126,456

**TOTAL of ROFS  
 TESTEDTHRU RT-PCR**

**784,331**

**ASSISTANCES  
 TOTAL of ROFS WERE PROVIDED**

**570,941**

**HEALTH STATUS of ROFS**

QUARANTINE FACILITY	20	CONFIRMED POSITIVE	12,796	ADMITTED	260
RECOVERED	12,523	DEATHS	8	RED FLAGGED COUNTRIES	35





Republic of the Philippines  
 INTER-AGENCY TASK FORCE  
 FOR THE MANAGEMENT OF EMERGING INFECTIOUS DISEASE  
 NATIONAL TASK FORCE COVID-19



**Task Group on Management of Returning Overseas Filipinos**

**TG-MROF Daily Operational Report as of 21 January 2021**

**ARRIVALS**

ROFs	AIRPORTS										GRAND TOTAL ARRIVAL OF ROFs	
	NAIA <sup>[1]</sup>						CLARK INTL. AIRPORT <sup>[1]</sup>		MACTAN-CEBU INTL. AIRPORT <sup>[1]</sup>			
	T1 (23 Apr 2020-19 Jan 2021)		T2 (23 Apr 2020-19 Jan 2021)		T3 (08 July 2020-19 Jan 2021)		(05 June 2020 -19 Jan 2021)		(28 June 2020 -19 Jan 2021)			
	Now	Cumulative	Now	Cumulative	Now	Cumulative	Now	Cumulative	Now	Cumulative	Now	Cumulative
<b>SUBTOTAL</b>	<b>379</b>	<b>189,493</b>	<b>660</b>	<b>261,176</b>	<b>593</b>	<b>179,405</b>	-	<b>62,775</b>	-	<b>40,793</b>	<b>1,645</b>	<b>786,877</b>
OFWs	342	161,681	569	195,565	472	147,725	0	56,773	-	30,163	1,395	642,596
Land-Based	245	104,703	569	138,237	341	81,870	-	33,027	-	9,519	1,155	367,356
Sea-Based	97	56,978	0	57,328	131	65,855	-	23,746	-	20,644	240	275,240
NON-OFWs	37	27,812	91	65,611	121	31,680	-	6,002	-	10,630	<b>249</b>	<b>141,735</b>
Deceased OFs <sup>[3]</sup>			<b>1</b>	<b>2,546</b>							<b>1</b>	<b>2,546</b>

ROFs	SEAPORTS											
	MANILA <sup>[2]</sup>		CEBU <sup>[2]</sup>		SUBIC <sup>[2]</sup>		BATAAN <sup>[2]</sup>		TAWI-TAWI / ZAMBOANGA <sup>[2]</sup>		DAVAO <sup>[2]</sup>	
	Now	Cumulative	Now	Cumulative	Now	Cumulative	Now	Cumulative	Now	Cumulative	Now	Cumulative
<b>SUBTOTAL</b>	-	<b>46,774</b>	-	<b>119</b>	-	<b>438</b>	<b>12</b>	<b>1,364</b>	-	<b>1986</b>	-	<b>8</b>
OFWs	-	46,774	-	119	-	438	12	1,364	-	1986	-	8
Sea-Based	-	46,774	-	119	-	438	12	1,364	-	1986	-	8

Sources: 1) OSS Report as of 19 January 2021, 2) BOQ Report No. 245 as of 20 January 2021, and 3) BOQ Report No. 186 re Deceased OFs as of 20 January 2021.  
 Note: Figures from previous reports may differ due to data verification process.

**TESTING**

ROFs	AIRPORTS										GRAND TOTAL OF TESTED ROFs	
	NAIA <sup>[1]</sup>						CLARK INTL. AIRPORT <sup>[1]</sup>		MACTAN-CEBU INTL. AIRPORT <sup>[1]</sup>			
	Terminal 1		Terminal 2		Terminal 3							
	Now	Cumulative	Now	Cumulative	Now	Cumulative	Now	Cumulative	Now	Cumulative	Now	Cumulative
<b>SUBTOTAL</b>	<b>379</b>	<b>189,493</b>	<b>660</b>	<b>261,176</b>	<b>593</b>	<b>179,405</b>	-	<b>62,775</b>	-	<b>40,793</b>	<b>1,644</b>	<b>784,331</b>
<b>RT-PCR (Viral Test)</b>												
Conducted by PCG	351	166,879	531	202,550	513	156,019	-	62,775	-	40,793	1,407	677,711
Arranged by LMA	-	2,256	-	2,011	-	-	-	-	-	-	0	4,267
Arranged by Marikina LGU	-	19	-	27	-	44	-	-	-	-	0	90
Arranged by Pampanga LGU	-	897	1	1,731	-	591	-	-	-	-	1	3,219
Conducted by PAGSS / PADL	28	19,442	-	-	80	22,751	-	-	-	-	108	42,193
Conducted by PAL / Detoxicare	-	-	128	54,857	-	-	-	-	-	-	128	54,857

ROFs	SEAPORTS											
	MANILA <sup>[2]</sup>		CEBU <sup>[2]</sup>		SUBIC <sup>[2]</sup>		BATAAN <sup>[2]</sup>		TAWI-TAWI / ZAMBOANGA <sup>[2]</sup>		DAVAO <sup>[2]</sup>	
	Now	Cumulative	Now	Cumulative	Now	Cumulative	Now	Cumulative	Now	Cumulative	Now	Cumulative
<b>SUBTOTAL</b>	-	<b>46,774</b>	-	<b>119</b>	-	<b>438</b>	<b>12</b>	<b>1,364</b>	-	<b>1986</b>	-	<b>8</b>
<b>RT-PCR (Viral Test)</b>												
Conducted by PCG	-	46,774	-	119	-	438	12	1,364	-	1986	0	8

Sources: 1) BOQ report No. 245 as of 20 January 2021, and 2) BOQ Report No. 245 as of 20 January 2021  
 Note: Figures from previous reports may differ due to data verification process.

**QUARANTINE**

ROFs in TREATMENT AND MONITORING FACILITIES								ROFs in ACCOMMODATION ESTABLISHMENTS (AEs)		
No. of QFs	Confirmed Positive		Admitted		Recovered		Deaths		No. of AEs	NON-OFWs
	Now	Cumulative	Now	Total	Now	Cumulative	Now	Cumulative		
<b>20</b>	19	<b>12,796</b>	10	<b>260</b>	34	<b>12,523</b>	-	<b>8</b>	<b>2</b>	<b>243</b>

Sources: 1) BOQ report No. 245 as of 20 January 2021. Note: (Location Batangas Canyon Woods and Chateau Royale)  
 Note: Figures from previous reports may differ due to data verification process.

Republic of the Philippines  
Inter-Agency Task Force  
FOR THE MANAGEMENT OF EMERGENCY INFECTIOUS DISEASE  
NATIONAL TASK FORCE COVID-19

**Task Group on Management of Returning Overseas Filipinos**

**NARRATIVE REPORT  
21 January 2021**

---

**ACTIONS TAKEN: Management of Returning Overseas Filipinos (MROF)**

The Task Group on Management of Returning Overseas Filipinos (TG-MROF) was created by the National Incident Command-National Task Force COVID 19 to solely cater to the medical and social needs of Returning Overseas Filipinos (ROFs). The TG-MROF in coordination with various government agencies, private entities, and other task groups created to respond with the prevailing crisis, regional task units, and local government agencies that are task to facilitate the safe return of the ROFs back to their home provinces.

**Members:** DND, DOTr, DOLE, DILG, DFA, DOT, DSWD, DOH, OCD, OWWA, BOQ, CAAP, MARINA, PCG, PNP and AFP

**ARRIVALS:** As of 19 January 2021, a total of 786,877 **Returning Overseas Filipinos (ROFs)** arrived at the NAIA Terminals 1, 2, and 3, Clark International Airport, Mactan-Cebu International Airport, South Harbor, Subic, Bataan, and Zamboanga Port. Of which, 367,356 are **land-based OFWs**, 218,275,240 are **sea-based OFWs** and 141,735 are **Non-OFWs**.

A total of 2546 **deceased OFs** had arrived in the country from 01 July – 20 January 2021. Of which, 341 died due to COVID-19.

**TESTING:** As of 19 January 2021, a total of 784,331 ROFs were tested thru RT-PCR.

**QUARANTINE:** As of 19 January 2021, a total of 12,796 ROFs were confirmed positive with COVID-19. Of which, 260 are admitted at 20 quarantine facilities, 12,523 were able to recover and 8 died.

As of 31 December 2020, a total of 243 Non-OFWs under quarantine in 2 Accommodation Establishments (AEs) in Batangas.

**DEPARTURES:** As of 17 January 2021, TG-MROF was able to assist 411,502 ROFs back to their home provinces. Of which, 126,456 were assisted by land, 215,108 by air, and 69,938 by sea.

**ASSISTANCE:** As of 23 November 2020, a total of 570,941 OFWs were assisted thru OWWA. Of which, 269,495 were assisted through the "Hatid-sundo" Program, 274,856 through the "OFW Kalinga" Program, 7,123 were assisted through the "Tulong Marino" Program and 19,467 assistances to stranded OFWs in the region.


**RETURNING FILIPINOS (REFs) from SABAH:** As of 23 September 2020, a total of 1,963 REFs from Sabah arrived in the country and were assisted to go back in their home provinces.

**TRAVEL BANNED COUNTRIES:** As of 15 January 2021, Philippines bans entry by foreign nationals from 35 countries due to concerns over COVID-19 variant.

Prepared by:

  
**MS. JAMELAH KAY L JOSE**  
Duty Staff

Reviewed by:

  
**MR MARVIN T. MANZANO**  
Officer

Approved by:

  
**DIR. BERNARDO RAFAELITO R. ALEJANDRO IV, CESO IV**  
Head



Republic of the Philippines  
 INTER-AGENCY TASK FORCE  
 FOR THE MANAGEMENT OF EMERGING INFECTIOUS DISEASE  
 NATIONAL TASK FORCE COVID19



**Task Group on Management of Returning Overseas Filipinos**

**TG-MROF Daily Report as of 21 January 2021**

**Balik Probinsya**

ROFs Assisted through their destination	Mode of Transportation			GRAND TOTAL
	Air (NAIA T2)	Land (PITX)*	Sea (NORTH HARBOR)	
	Cumulative	Cumulative	Cumulative	
	215,108	126,456	69,938	411,502

Iloilo (ILO)	43,433
Mactan-Cebu (CEB)	26,909
Laguindingan (CGY)	27,725
Davao (DVO)	27,313
Bacolod-Silay (BCD)	17,932
General Santos (GES)	20,983
Tacloban (TAC)	14,298
Bohol-Panglao (TAG)	9,855
Zamboanga (ZAM)	11,449
Butuan (BXU)	8,511
Dumaguete (DGT)	4,706
Puerto Princesa (PPS)	1,925
Legazpi (LGP)	68

Source: 1) OSS Report as of 17 January 2021, and 2) DOTR-PCG Report as of 15 January 2021  
 Note: Figures from previous reports may differ due data verification process.

**ASSISTANCE**

KINDS	OFWs
<b>Hatid - Sundo</b> <i>(Free transportation from ports to hotel and vice-versa)</i>	269,495
<b>OFW Kalinga</b> <i>(Free food and accommodation to stranded OFW returnees)</i>	274,856
<b>Tulong Marino</b> <i>(Free food packs for locally stranded seafarers)</i>	7,123
<b>Assistance to stranded OFWs in the Regions</b> <i>(Provided with food, accommodation and transportation)</i>	19,467

Source: OWWA Monitoring Reports as of 23 November 2020

**Remains of DECEASED OFs**

COUNTRY OF REGION			CAUSE OF DEATH	
COUNTRY	NOW	CUMULATIVE		CUMULATIVE
<b>TOTAL</b>	1	2,546		2,546
<b>Saudi Arabia</b>	0	798	<b>COVID-19</b>	341
<b>USA</b>	0	285	<b>NON-COVID-19</b>	2,205
<b>United Arab Emirates</b>	0	142		
<b>Qatar</b>	0	67		
<b>Kuwait</b>	0	51		
<b>Others</b>	1	1,203		

Source: BDO Report No. 188 re Deceased OFs as of 20 January 2021  
 Note: Figures from previous reports may differ due data verification process.

**Returning Filipinos from SABAH**

BATCH	DATE OF TRANSFER	TOTAL NO. OF RETURNEES
First Batch	July 03, 2020	394
Second Batch	July 28, 2020	390
Third Batch	August 12, 2020	400
Fourth Batch	August 27, 2020	379
Fifth Batch	September 23, 2020	400
<b>Total</b>		<b>1,963</b>

Source: TG-MROF Secretariat as of 30 September 2020 (5th batch of REFs arrived on 24 September 2020)  
 Note: Figures from previous reports may differ due data verification process.

**Red Flagged Countries**

Country	Period	Country	Period
Australia		Pakistan	
Canada		Jamaica	
Denmark		Luxembourg	Dec. 29, 2020- Jan. 31, 2021
France		Oman	
Germany		PR China	
Hongkong		USA	January 2- 31, 2021
Iceland		Singapore	
Ireland		Brazil	
Israel	Dec. 29, 2020	Finland	
Italy	Jan. 31, 2021	India	January 8-31, 2021
Japan		Jordan	
Lebanon		Norway	
Netherlands		Portugal	
South Korea		Austria	January 10-31, 2021
South Africa		UK	Dec. 22, 2020-Jan. 31, 2021
Spain		UAE	
Sweden		Hungary	January 17-31, 2021
Switzerland			

Source: Memo from the E.S, OP dated Jan 5, 8, 12 and 15 2021

Prepared by:  <b>MS. JAMELAH KAY JOSE</b> Duty Staff	Reviewed by:  <b>MR. MARVIN MANZANO</b> Officer	Approved by:  <b>DIR. BERNARDO RAFAELITO R ALEJANDRO IV, CESO IV</b> Head
---	--	--