



REPUBLIC OF THE PHILIPPINES
NATIONAL DISASTER RISK REDUCTION AND MANAGEMENT COUNCIL

National Disaster Risk Reduction and Management Center, Camp Aguinaldo, Quezon City, Philippines

NATIONAL TASK FORCE
CORONAVIRUS DISEASE-2019
SITUATIONAL REPORT NO. 331

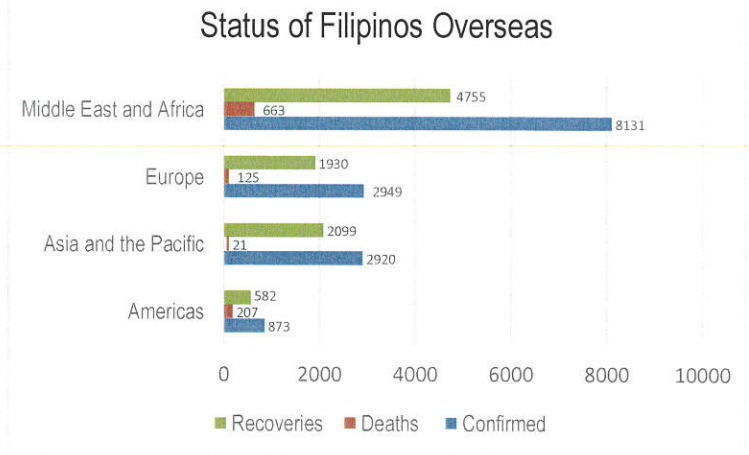
Issued on 1200H, 26 February 2021
 Report Coverage: 25 February 2021

GLOBAL SITUATION

112,209,815
 Total Cases World Wide

223
 Countries and Territories Affected

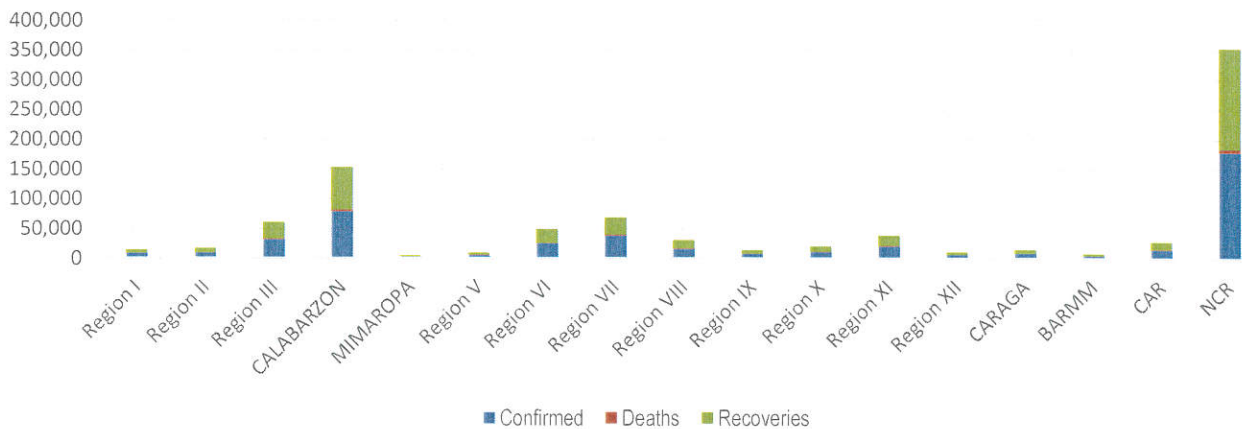
2.2%
 Global Case Fatality Rate



PHILIPPINE SITUATION

	TOTAL	NEW	REMARKS
TOTAL CASES	571,327	+2,651	
ACTIVE CASES	34,498	+2,088	
DEATHS	12,247	+46	2.14% Case Fatality Rate
RECOVERIES	524,582	+561	91.8% Case Recovery Rate

Summary of Cases per Region

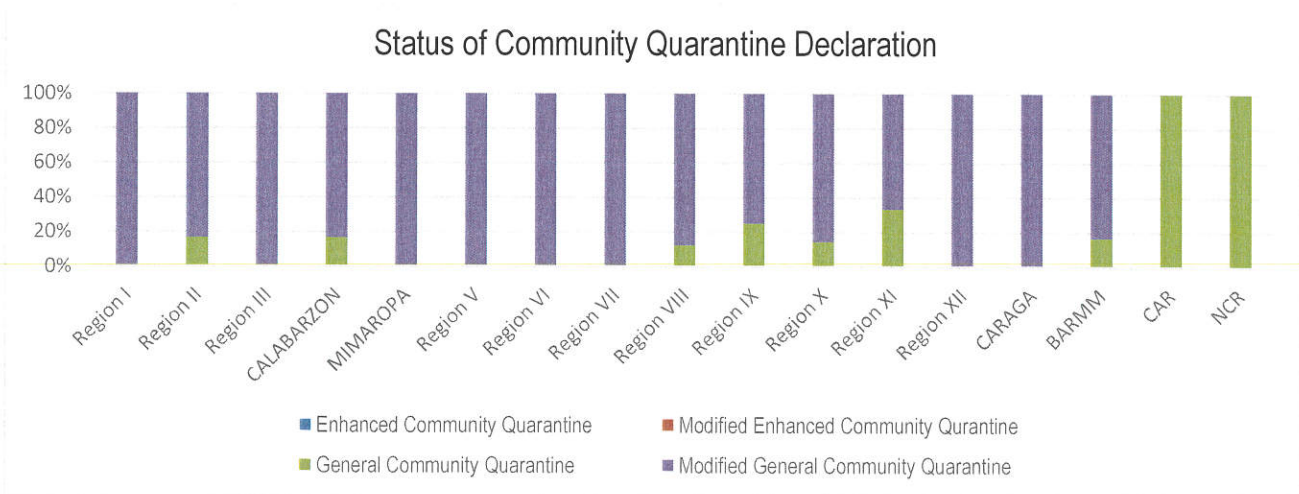


P-D-I-T-R STRATEGY

With reference to the National Action Plan (NAP) for COVID-19, the National Task Force is intensifying efforts to PREVENT the spread of the COVID-19, TEST individuals and communities, ISOLATE those that are identified to be confirmed cases, TREAT and provide with appropriate health care, and REINTEGRATE them back to the community.

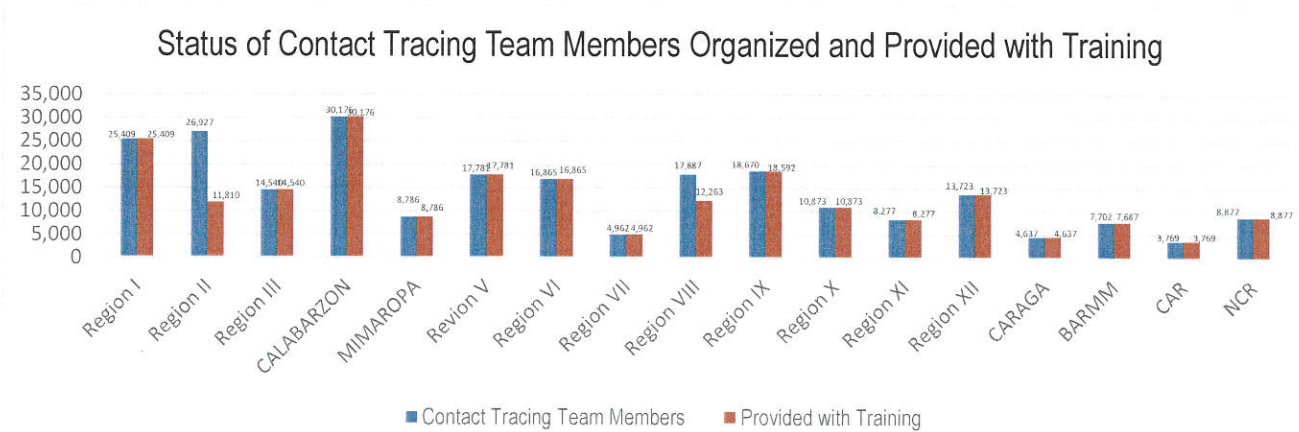
PREVENT

PREVENT enables to change mindsets and behaviors to advocate for a shared responsibility in ensuring compliance to minimum public health standards and protocols and address stigma and division in the communities, workplaces, schools. To implement the PREVENT strategy, community quarantine declarations are made in various localities, enforcing stricter regulations and disease preventive measures particular for areas with high cases. Status of community quarantine declarations is summarized as follows:



DETECT

DETECT entails active screening of those presenting with signs and symptoms of COVID-19 in the community as well as other disease surveillance activities. For this purpose, contact tracing teams have been organized and provided with appropriate training. Summary is as follows:



The overall results of contact tracing are summarized as follows:

1:6 Case: Close Contacts Ratio	99.54% Contact Tracing Done for All Close Contacts of Confirmed Cases	2,393,340 Contacts Profiled
--	---	---------------------------------------

Also, part of DETECT strategy is the enhancement of the COVID-19 testing capacities of the country. For this purpose, testing laboratories are setup and provided with appropriate licensing. The summary is as follows:

225	44
Licensed RT-PCR and GeneXpert Laboratories	Laboratories with Ongoing Licensing Applications

The overall testing results is summarized as follows:

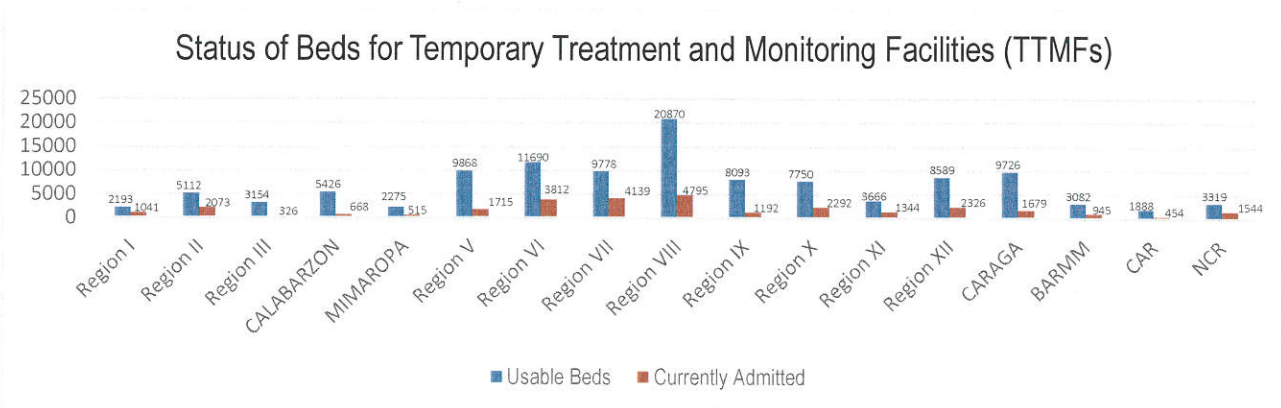
	TOTAL	NEW
TESTS CONDUCTED	8,720,042	+36,105
UNIQUE INDIVIDUALS TESTED	8,217,825	+34,521
POSITIVITY RATE	7.8%	
BACKLOGS	2	

To aid in the testing efforts, Mega Swabbing Sites have been established. The outputs of the Mega Swabbing Sites are as follows:

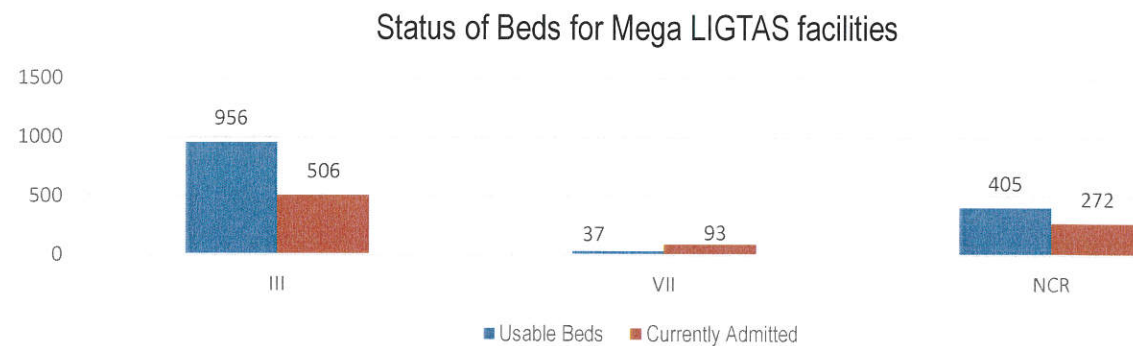
	TOTAL	NEW
ACT MOBILE TEAM	195,777	+1,592
MOA ARENA	197,393	+865
ENDERUN TENT	169,193	+962
PHILIPPINE SPORTS ARENA	269,049	+2,189

ISOLATE

Isolate involves implementation of measures to separate those identified as exposed and confirmed cases and provide medical interventions to further prevent the spread of the disease. This strategy involves setting up of Temporary Treatment and Monitoring Facilities (TTMFs). The summary of TTMFs established is as follows:



Aside from the TTMFs, Mega LIGTAS facilities have also been established. The summary of occupancies for the Mega LIGTAS facilities is as follows:

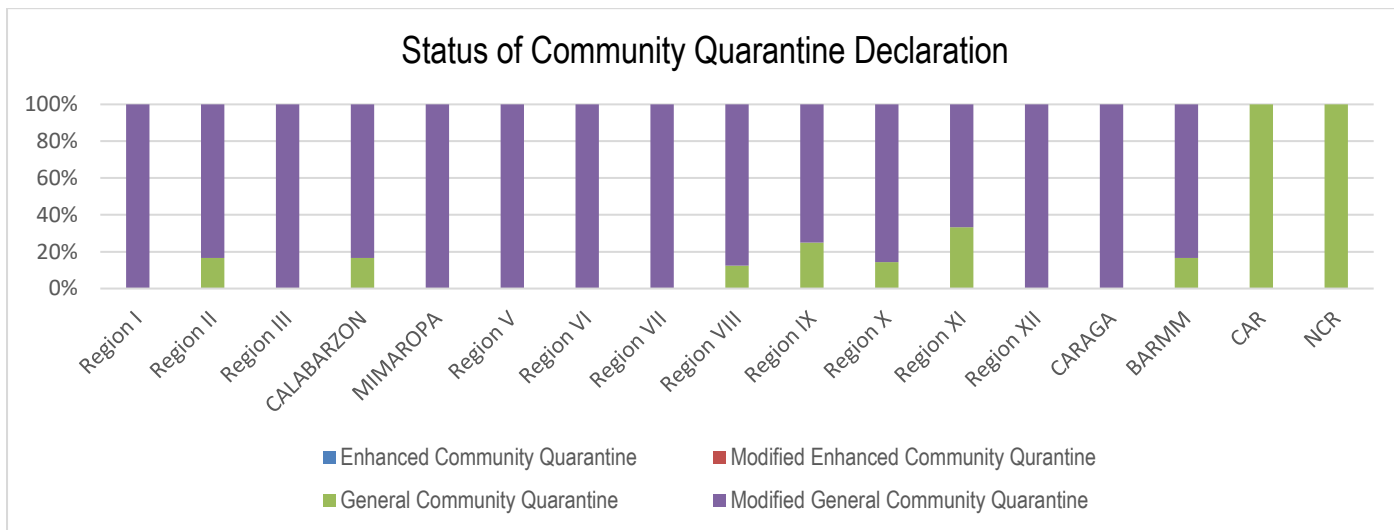


P-D-I-T-R STRATEGY

With reference to the National Action Plan (NAP) for COVID-19, the National Task Force is intensifying efforts to PREVENT the spread of the COVID-19, TEST individuals and communities, ISOLATE those that are identified to be confirmed cases, TREAT and provide with appropriate health care, and REINTEGRATE them back to the community.

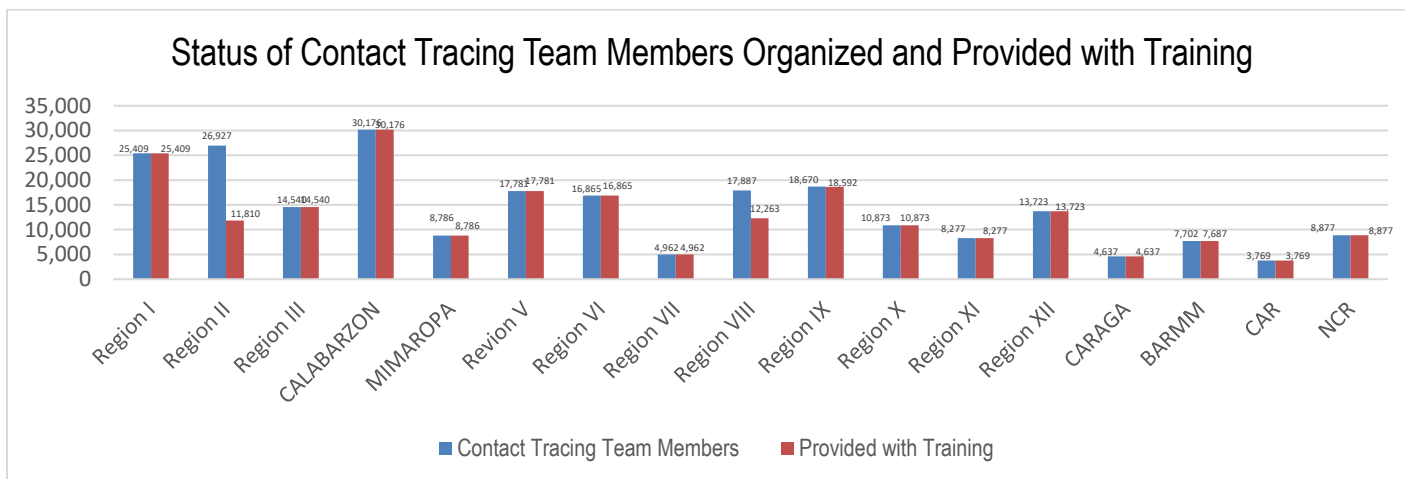
PREVENT

PREVENT enables to change mindsets and behaviors to advocate for a shared responsibility in ensuring compliance to minimum public health standards and protocols and address stigma and division in the communities, workplaces, schools. To implement the PREVENT strategy, community quarantine declarations are made in various localities, enforcing stricter regulations and disease preventive measures particular for areas with high cases. Status of community quarantine declarations is summarized as follows:



DETECT

DETECT entails active screening of those presenting with signs and symptoms of COVID-19 in the community as well as other disease surveillance activities. For this purpose, contact tracing teams have been organized and provided with appropriate training. Summary is as follows:

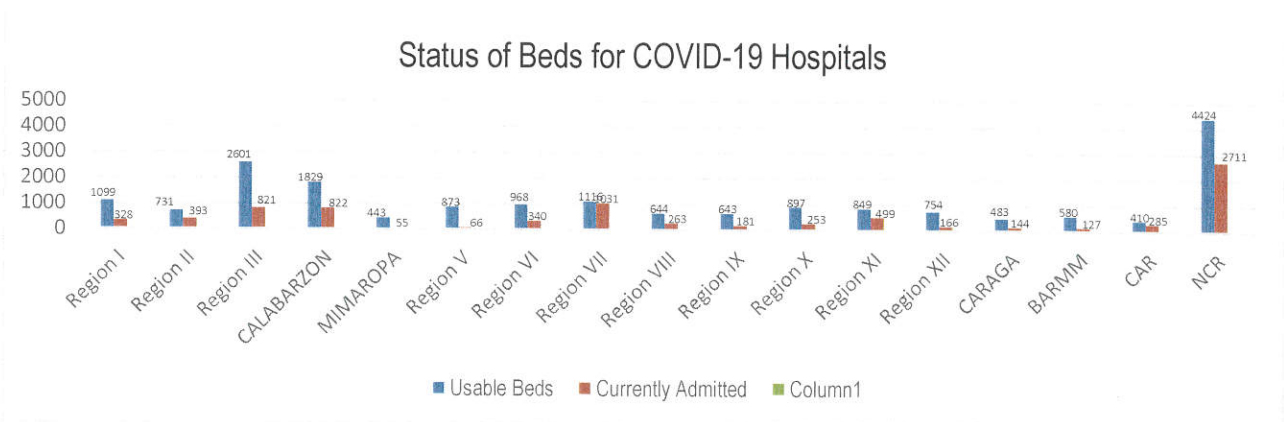


The overall results of contact tracing are summarized as follows:

1:6	99.54%	2,393,340
Case: Close Contacts Ratio	Contact Tracing Done for All Close Contacts of Confirmed Cases	Contacts Profiled

TREAT

For the TREAT strategy, One Hospital Command has been established to facilitate centralized referral system. Further, wards, isolation and intensive care units are in operation to provide treatment services for COVID-19 positives. The occupancy rate for all beds dedicated to COVID-19 (Ward, Isolation, Intensive Care) among reporting hospitals is summarized as follows.



PROCUREMENT AND DONATIONS

In terms of resources, the following is the summary of total domestic donations, international donations received by the Philippine government as well as the total procured personal protective equipment (PPE) distributed.



MANAGEMENT OF RETURNING OVERSEAS FILIPINOS

Returning Overseas Filipinos are provided with assistance by facilitating their arrival from different points of origin abroad until their return to their respective homes, and attend to their medical and social needs, in order to give them comfort, ensure their safety, and prevent the spread of COVID-19. The following is the summary of ROFs



For the Chairperson, NDRRMC:


UNDERSECRETARY RICARDO B JALAD
 Executive Director, NDRRMC and
 Administrator, OCD

REFERENCES: Reports from:
 World Health Organization
 Office of Civil Defense
 Department of Health
 Department of the Interior and Local Government
 Department of Public Works and Highways
 Department of Foreign Affairs

ANNEXES:
 Community Quarantine Declaration per Region
 Breakdown of Returning Overseas Filipinos

NOTE:
 Other reports are available upon request

Community Quarantine Declaration per LGU
As of **25 February 2021**

PROVINCE/ CHARTERED CITY / MUNICIPALITY	COMMUNITY QUARANTINE DECLARATION (ECQ, MECQ, GCQ, MGCQ)	EFFECTIVITY DATE
NCR		
<i>Caloocan</i>	GCQ	01-28 February 2021
<i>Malabon</i>	GCQ	01-28 February 2021
<i>Navotas</i>	GCQ	01-28 February 2021
<i>Valenzuela</i>	GCQ	01-28 February 2021
<i>Pasig</i>	GCQ	01-28 February 2021
<i>Pateros</i>	GCQ	01-28 February 2021
<i>Marikina</i>	GCQ	01-28 February 2021
<i>Taguig</i>	GCQ	01-28 February 2021
<i>Quezon City</i>	GCQ	01-28 February 2021
<i>Manila</i>	GCQ	01-28 February 2021
<i>Makati</i>	GCQ	01-28 February 2021
<i>Mandaluyong</i>	GCQ	01-28 February 2021
<i>San Juan</i>	GCQ	01-28 February 2021
<i>Muntinlupa</i>	GCQ	01-28 February 2021
<i>Paranaque</i>	GCQ	01-28 February 2021
<i>Las Pinas</i>	GCQ	01-28 February 2021
<i>Pasay</i>	GCQ	01-28 February 2021
CAR		
Abra	GCQ	01-28 February 2021
Apayao	GCQ	01-28 February 2021
Benguet	GCQ	01-28 February 2021
Ifugao	GCQ	01-28 February 2021
Kalinga	GCQ	01-28 February 2021
Mt. Province	GCQ	01-28 February 2021
<i>Baguio City</i>	GCQ	01-28 February 2021
Region I		
La Union	MGCQ	01-28 February 2021
Pangasinan	MGCQ	01-28 February 2021
Ilocos Sur	MGCQ	01-28 February 2021
Ilocos Norte	MGCQ	01-28 February 2021
<i>Dagupan City</i>	MGCQ	01-28 February 2021
Region II		
Batanes	MGCQ	01-28 February 2021
Cagayan	MGCQ	01-28 February 2021
Isabela	MGCQ	01-28 February 2021
<i>Santiago City</i>	GCQ	01-28 February 2021
Quirino	MGCQ	01-28 February 2021
Nueva Vizcaya	MGCQ	01-28 February 2021
Region III		
Aurora	MGCQ	01-28 February 2021
Bataan	MGCQ	01-28 February 2021
Bulacan	MGCQ	01-28 February 2021
Nueva Ecija	MGCQ	01-28 February 2021

Pampanga	MGCQ	01-28 February 2021
Tarlac	MGCQ	01-28 February 2021
Zambales	MGCQ	01-28 February 2021
<i>Angeles City</i>	MGCQ	01-28 February 2021
<i>Olongapo City</i>	MGCQ	01-28 February 2021
CALABARZON		
Cavite	MGCQ	01-28 February 2021
Laguna	MGCQ	01-28 February 2021
Batangas	GCQ	01-28 February 2021
Rizal	MGCQ	01-28 February 2021
Quezon	MGCQ	01-28 February 2021
<i>Lucena City</i>	MGCQ	01-28 February 2021
MIMAROPA		
Oriental Mindoro	MGCQ	01-28 February 2021
Occidental Mindoro	MGCQ	01-28 February 2021
Marinduque	MGCQ	01-28 February 2021
Romblon	MGCQ	01-28 February 2021
Palawan	MGCQ	01-28 February 2021
<i>Puerto Princesa City</i>	MGCQ	01-28 February 2021
Region V		
Albay	MGCQ	01-28 February 2021
Camarines Norte	MGCQ	01-28 February 2021
Camarines Sur	MGCQ	01-28 February 2021
<i>Naga City</i>	MGCQ	01-28 February 2021
Catanduanes	MGCQ	01-28 February 2021
Masbate	MGCQ	01-28 February 2021
Sosoron	MGCQ	01-28 February 2021
Region VI		
Aklan	MGCQ	01-28 February 2021
Antique	MGCQ	01-28 February 2021
Capiz	MGCQ	01-28 February 2021
Guimaras	MGCQ	01-28 February 2021
Iloilo	MGCQ	01-28 February 2021
<i>Iloilo City</i>	MGCQ	01-28 February 2021
Negros Occidental	MGCQ	01-28 February 2021
<i>Bacolod City</i>	MGCQ	01-28 February 2021
Region VII		
Bohol	MGCQ	01-28 February 2021
Cebu	MGCQ	01-28 February 2021
<i>Cebu City</i>	MGCQ	01-28 February 2021
<i>Lapulapu City</i>	MGCQ	01-28 February 2021
<i>Mandaue City</i>	MGCQ	01-28 February 2021
Negros Oriental	MGCQ	01-28 February 2021
Siquijor	MGCQ	01-28 February 2021
Region VIII		
Leyte	MGCQ	01-28 February 2021
<i>Tacloban City</i>	GCQ	01-28 February 2021
Southern Leyte	MGCQ	01-28 February 2021
Biliran	MGCQ	01-28 February 2021
Samar	MGCQ	01-28 February 2021
Eastern Samar	MGCQ	01-28 February 2021
Northern Samar	MGCQ	01-28 February 2021

<i>Ormoc City</i>	MGCQ	01-28 February 2021
Region IX		
Zamboanga Del Norte	MGCQ	01-28 February 2021
Zamboanga Del Sur	MGCQ	01-28 February 2021
Zamboanga Sibugay	GCQ	01-28 February 2021
<i>Zamboanga City</i>	MGCQ	01-28 February 2021
Region X		
Bukidnon	MGCQ	01-28 February 2021
Camiguin	MGCQ	01-28 February 2021
Lanao del Norte	MGCQ	01-28 February 2021
<i>Iligan City</i>	GCQ	01-28 February 2021
Misamis Occidental	MGCQ	01-28 February 2021
Misamis Oriental	MGCQ	01-28 February 2021
<i>Cagayan de Oro City</i>	MGCQ	01-28 February 2021
Region XI		
Davao del Norte	GCQ	01-28 February 2021
Davao del Sur	MGCQ	01-28 February 2021
<i>Davao City</i>	GCQ	01-28 February 2021
Davao de Oro	MGCQ	01-28 February 2021
Davao Occidental	MGCQ	01-28 February 2021
Davao Oriental	MGCQ	01-28 February 2021
Region XII		
North Cotabato	MGCQ	01-28 February 2021
Sarangani	MGCQ	01-28 February 2021
South Cotabato	MGCQ	01-28 February 2021
Sultan Kudarat	MGCQ	01-28 February 2021
<i>General Santos City</i>	MGCQ	01-28 February 2021
CARAGA		
Agusan del Norte	MGCQ	01-28 February 2021
<i>Butuan City</i>	MGCQ	01-28 February 2021
Agusan del Sur	MGCQ	01-28 February 2021
Surigao del Norte	MGCQ	01-28 February 2021
Surigao del Sur	MGCQ	01-28 February 2021
Dinagat Islands	MGCQ	01-28 February 2021
BARMM		
Maguindanao	MGCQ	01-28 February 2021
<i>Cotabato City</i>	MGCQ	01-28 February 2021
Lanao del Sur	GCQ	01-28 February 2021
Basilan	MGCQ	01-28 February 2021
Sulu	MGCQ	01-28 February 2021
Tawi-Tawi	MGCQ	01-28 February 2021

Source: Memo from the Executive Secretary on Community Quarantine Classification dated 29 January 2021



Task Group on Management of Returning Overseas Filipinos

Summary Report
 February 25, 2021

TOTAL ARRIVAL OF ROFs
877,647

	LAND-BASED	414,780
	SEA-BASED	299,106
	NON-OFWs	160,953
	DECEASED OFs	2,808

HATID PROBINSYA
 TOTAL ASSISTED ROFs: **509,434**

	AIR	236,422
	SEA	78,088
	LAND	194,924

TOTAL of ROFs TESTED THRU RT-PCR
 (9 May 2020 - 31 Jan. 2021)

810,139

TOTAL of ROFs TESTED on the 5TH DAY SWAABBING OPERATIONS

50,469

ASSISTANCES
 TOTAL of ROFs WERE PROVIDED


708,122

HEALTH STATUS of ROFs

	QUARANTINE FACILITY	15		CONFIRMED POSITIVE	13,817		ADMITTED	357
	RECOVERED	13,451		DEATHS	9		RED FLAGGED COUNTRIES	35



Republic of the Philippines
 INTER-AGENCY TASK FORCE
 FOR THE MANAGEMENT OF EMERGING INFECTIOUS DISEASE
 NATIONAL TASK FORCE COVID19



Task Group on Management of Returning Overseas Filipinos

TG-MROF Daily Operational Report as of 25 February 2021

ARRIVALS

ROFs	AIRPORTS TOTAL 823,133											GRAND TOTAL ARRIVAL OF ROFs	
	NAIA ^[1]						CLARK INTL. AIRPORT ^[1]		MACTAN-CEBU INTL AIRPORT ^[1]				
	T1 (23 Apr 2020 - 23 Feb 2021)		T2 (23 Apr 2020 - 23 Feb 2021)		T3 (08 July 2020 - 23 Feb 2021)		(05 June 2020 - 23 Feb 2021)		(28 June 2020 - 23 Feb 2021)				
	Now	Cumulative	Now	Cumulative	Now	Cumulative	Now	Cumulative	Now	Cumulative	Now		
SUBTOTAL	547	206,399	1,129	292,757	656	203,906	0	73,794	205	46,277	2,563	877,647	
OFWs	441	175,600	962	218,563	495	166,437	0	66,851	175	34,729	2,093	713,886	
Land-Based	428	114,816	953	157,684	141	92,324	0	38,293	43	11,663	1,565	414,780	
Sea-Based	13	60,784	9	60,879	354	74,113	0	28,558	132	23,066	528	299,106	
NON-OFWs	106	30,799	167	74,194	161	37,469	0	6,943	30	11,548	464	160,953	
Deceased OFs ^[3]			6	2,808							6	2,808	

ROFs	SEAPORTS TOTAL 51,706											
	MANILA ^[2]		CEBU ^[2]		SUBIC ^[2]		BATAAN ^[2]		TAWI-TAWI / ZAMBOANGA ^[2]		DAVAO ^[2]	
	Now	Cumulative	Now	Cumulative	Now	Cumulative	Now	Cumulative	Now	Cumulative	Now	Cumulative
	SUBTOTAL	16	48,407	0	119	0	482	4	704	0	1,986	0
OFWs	16	48,407	0	119	0	482	4	704	0	1,986	0	8
Sea-Based	16	48,407	0	119	0	482	4	704	0	1,986	0	8

Sources: 1) OSS Report as of 23 February 2021, 2) BOQ Report No. 280 as of 24 February 2021, and 3) BOQ Report No. 223 re Deceased OFs as of 24 February 2021

TESTING (9 May 2020 - 31 January 2021)

ROFs	AIRPORTS					GRAND TOTAL OF TESTED ROFs
	NAIA ^[1]			CLARK INTL AIRPORT ^[1]	MACTAN-CEBU INTL AIRPORT ^[1]	
	T1	T2	T3			
	Cumulative	Cumulative	Cumulative	Cumulative	Cumulative	
SUBTOTAL	193,297	270,090	186,044	67,026	42,925	810,139
RT-PCR (Viral Test)						
Conducted by PCG	170,310	210,044	161,860	67,026	42,925	702,922
Arranged by LMA	2,256	2,011	0	0	0	4,267
Arranged by Marikina LGU	20	27	44	0	0	91
Arranged by Pampanga LGU	907	1,747	592	0	0	3,246
Conducted by PAGSS / PADL	19,804	0	23,548	0	0	43,352
Conducted by PAL / Detoxicare	0	56,261	0	0	0	56,261

ROFs	SEAPORTS					
	MANILA ^[2]	CEBU ^[2]	SUBIC ^[2]	BATAAN ^[2]	TAWI-TAWI / ZAMBOANGA ^[2]	DAVAO ^[2]
	Cumulative	Cumulative	Cumulative	Cumulative	Cumulative	Cumulative
	SUBTOTAL	47,509	119	438	697	1,986
RT-PCR (Viral Test)						
Conducted by PCG	47,509	119	438	697	1,986	8

Sources: 1) OSS Report as of 31 January 2021, and 2) BOQ Report No. 258 as of 2 February 2021
 Note: Figures from previous reports may differ due to data verification process.

5TH DAY SWABBING OPERATIONS (23 January - 23 February 2021)

Agency	AIRPORTS			GRAND TOTAL OF TESTED ROFs	
	NAIA	CLARK	CEBU		
	Now	Now	Now		
	SUBTOTAL	2,423	202		
RT-PCR (Viral Test)					
PCG	1,881	0	0	1,881	29,885
BOQ	0	174	0	174	6,467
DETOXICARE	220	0	0	220	5,471
PADL	322	28	0	350	6,002
PRIMECARE	0	0	61	61	2,644

Sources: 1) OSS Report as of 23 February 2021.
 Note: Figures from previous reports may differ due to data verification process.



Republic of the Philippines
 INTER-AGENCY TASK FORCE
 FOR THE MANAGEMENT OF EMERGING INFECTIOUS DISEASE
 NATIONAL TASK FORCE COVID19



Task Group on Management of Returning Overseas Filipinos

TG-MROF Daily Report as of 25 February 2021

QUARANTINE

ROFs in TREATMENT AND MONITORING FACILITIES									ROFs in ACCOMMODATION ESTABLISHMENTS (AEs)	
No. of QFs	Confirmed Positive		Admitted		Recovered		Deaths		No. of AEs	NON-OFWs
	Now	Cumulative	Now	Total	Now	Cumulative	Now	Cumulative		
15	23	13,817	0	357	35	13,451	0	9	2	243

Source: 1) BOQ report No. 280 as of 24 February 2021
 Note: Figures from previous reports may differ due data verification process

Balik Probinsya

ROFs Assisted thru their destination	Mode of Transportation			GRAND TOTAL
	Air (NAIA T2) ^[1]	Land (PITX) ^[2]	Sea (N.HARBOR) ^[3]	
	Cumulative	Cumulative	Cumulative	
	236,422	194,924	78,088	509,434

Source: 1) OSS Report as of 23 February 2021, 2) PITX Report (Uwan Na Program) as of 24 February 2021, and 3) DOTR (Hatid Tulong Program) Report as of 19 February 2021.
 *Data starting from June 2 includes LSI and APOR.
 Note: Figures from previous reports may differ due data verification process.

ASSISTANCE

KINDS	TOTAL ROFs ASSISTED
Hatid - Sundo <i>(Free transportation from ports to hotel and vice-versa)</i>	269,495
OFW Kalinga <i>(Free food and accommodation to stranded OFW returnees)</i>	412,037
Tulong Marino <i>(Free food packs for locally stranded seafarers)</i>	7,123
Assistance to stranded OFWs in the Regions <i>(Provided with food, accommodation and transportation)</i>	19,467

Source: OWWA Monitoring Reports as of 28 January 2021

Remains of DECEASED OFs

COUNTRY OF REGION			CAUSE OF DEATH	
COUNTRY	NOW	CUMULATIVE		CUMULATIVE
TOTAL	6	2,808		2,808
Saudi Arabia	0	798	COVID-19	393
USA	0	285	NON-COVID-19	2,415
United Arab Emirates	0	142		
Qatar	0	67		
Kuwait	0	51		
Others	6	1,465		

Source: BOQ Report No. 223 re Deceased OFs as of 24 February 2021.
 Note: Figures from previous reports may differ due data verification process.

Returning Filipinos from SABAH

BATCH	DATE OF TRANSFER	TOTAL NO. OF RETURNEES
First Batch	July 03, 2020	394
Second Batch	July 28, 2020	390
Third Batch	August 12, 2020	400
Fourth Batch	August 27, 2020	379
Fifth Batch	September 23, 2020	400
Total		1,963

Source: TG-MROF Secretariat as of 30 September 2020 (5th batch of REFs arrived on 24 September 2020)
 Note: Figures from previous reports may differ due data verification process.

Red Flagged Countries

Country	Period	Country	Period
Australia	Dec. 29, 2020 Jan. 31, 2021	Pakistan	Dec. 29, 2020- Jan. 31, 2021
Canada		Jamaica	
Denmark		Luxembourg	
France		Oman	
Germany		PR China	
Hongkong		USA	January 2- 31, 2021
Iceland		Singapore	January 8-31, 2021
Ireland		Brazil	
Israel		Finland	
Italy		India	
Japan	Jordan		
Lebanon	Norway		
Netherlands	Portugal		
South Korea	Austria	January 10-31, 2021	
South Africa	UK	Dec. 22, 2020-Jan. 31, 2021	
Spain	UAE	January 17-31, 2021	
Sweden	Hungary		
Switzerland			

Source: Memo from the E.S. OP dated Jan 5, 8, 12 and 15, 2021

Prepared by:

MS. ARIANNE JEWEL G PEROLA
 Duty Staff

Reviewed by:

MR. MARVIN T MANZANO
 Officer

Approved by:

ISG|DIR. BERNARDO RAFAELITO R ALEJANDRO IV. CESO IV
 Head

Republic of the Philippines
Inter-Agency Task Force
FOR THE MANAGEMENT OF EMERGENCY INFECTIOUS DISEASE
NATIONAL TASK FORCE COVID-19

Task Group on Management of Returning Overseas Filipinos

**NARRATIVE REPORT
25 February 2021**

ACTIONS TAKEN: Management of Returning Overseas Filipinos (MROF)

The Task Group on Management of Returning Overseas Filipinos (TG-MROF) was created by the National Incident Command-National Task Force COVID 19 to solely cater to the medical and social needs of Returning Overseas Filipinos (ROFs). The TG-MROF in coordination with various government agencies, private entities, and other task groups created to response with the prevailing crisis, regional task units, and local government agencies that are task to facilitate the safe return of the ROFs back to their home provinces.

Members: DND, DOTr, DOLE, DILG, DFA, DOT, DSWD, DOH, OCD, OWWA, BOQ, CAAP, MARINA, PCG, PNP and AFP

ARRIVALS: As of 23 February 2021, a total of 877,647 **Returning Overseas Filipinos (ROFs)** arrived at the NAIA Terminals 1, 2, and 3, Clark International Airport, Mactan-Cebu International Airport, South Harbor, Subic, Bataan, and Zamboanga Port. Of which, 414,780 are **land-based** OFWs, 299,106 are **sea-based** OFWs and 160,953 are **Non-OFWs**.

A total of 2,808 **deceased OFs** had arrived in the country from 01 July – 24 February 2021. Of which, 393 died due to COVID-19.

TESTING: From May 9, 2020 to 31 January 2021, a total of 810,134 ROFs were tested thru RT-PCR.

5TH DAY OF SWABBING: As of 23 February 2021, a total of 50,469 **Returning Overseas Filipinos (ROFs)** were tested thru RT-PCR on the 5th day of their quarantine period. Of which, 29,885 were tested by PCG, 6,467 were tested by BOQ, 5,471 were tested by Detoxicare, 6,002 were tested by PADL, and 2,644 were tested by PrimeCare.

QUARANTINE: As of 24 February 2021, a total of 13,817 ROFs were confirmed positive with COVID-19. Of which, 357 are admitted at 15 quarantine facilities, 13,451 were able to recover and 9 died.

As of 31 December 2020, a total of 243 Non-OFWs under quarantine in 2 Accommodation Establishments (AEs) in Batangas.

DEPARTURES: As of 23 February 2021, TG-MROF was able to assist 509,434 ROFs back to their home provinces. Of which, 194,924 were assisted by land, 236,422 by air, and 75,449 by sea.

ASSISTANCE: As of 28 January 2021, a total of 708,122 OFWs were assisted thru OWWA. Of which, 269,495 were assisted through the "Hatid-sundo" Program, 412,037 through the "OFW Kalinga" Program, 7,123 were assisted through the "Tulong Marino" Program and 19,467 assistances to stranded OFWs in the region.

RETURNING FILIPINOS (REFs) from SABAH: As of 30 September 2020, a total of 1,963 REFs from Sabah arrived in the country and were assisted to go back in their home provinces.

TRAVEL BANNED COUNTRIES: As of 15 January 2021, Philippines bans entry by foreign nationals from 35 countries due to concerns over COVID-19 variant.

Prepared by:


MS. ARIANNE JEWEL G. PEROLA
Duty Staff

Reviewed by:


MR MARVIN T. MANZANO
Officer

Approved by:

(SGD) DIR. BERNARDO RAFAELITO R. ALEJANDRO IV, CESO IV
Head