



REPUBLIC OF THE PHILIPPINES NATIONAL DISASTER RISK REDUCTION AND MANAGEMENT COUNCIL

National Disaster Risk Reduction and Management Center, Camp Aguinaldo, Quezon City, Philippines

NATIONAL TASK FORCE

CORONAVIRUS DISEASE-2019 SITUATIONAL REPORT NO. 309

Issued on 1200H, 04 February 2021

Report Coverage: 03 February 2021

GLOBAL SITUATION

103 632 039

Total Cases World Wide

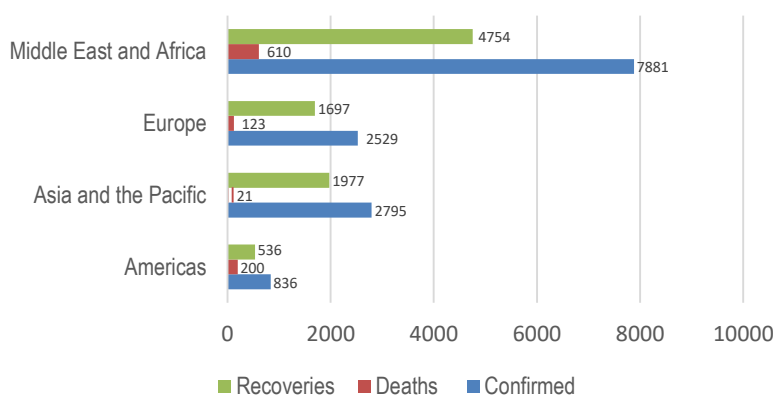
223

Countries and Territories Affected

2.2%

Global Case Fatality Rate

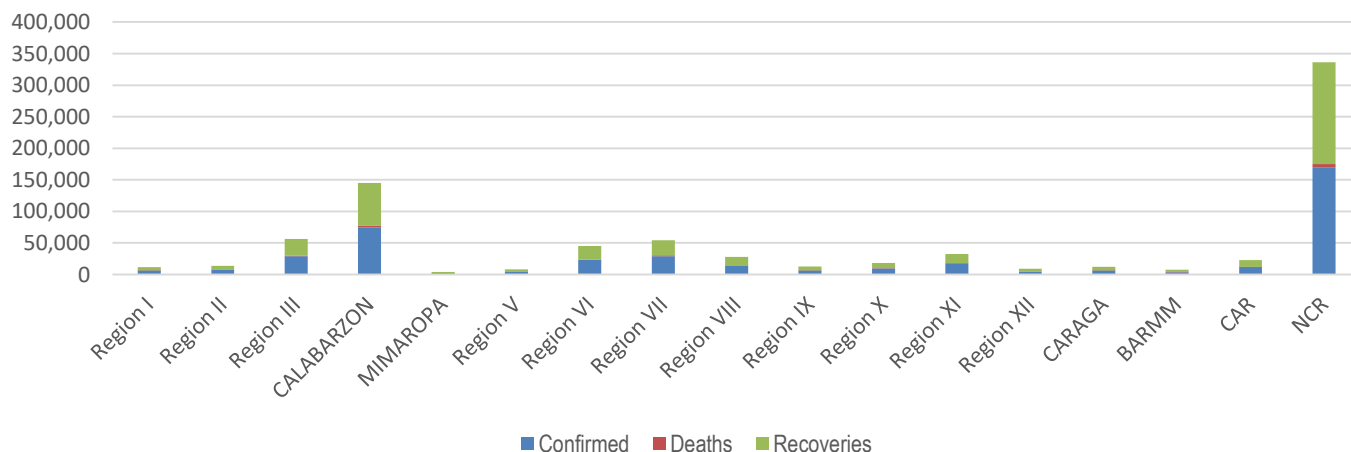
Status of Filipinos Overseas



PHILIPPINE SITUATION

	TOTAL	NEW	REMARKS
TOTAL CASES	531,699	+1,590	
ACTIVE CASES	32,775	+1,428	
DEATHS	10,997	+55	2.07% Case Fatality Rate
RECOVERIES	487,927	+249	91.8% Case Recovery Rate

Summary of Cases per Region

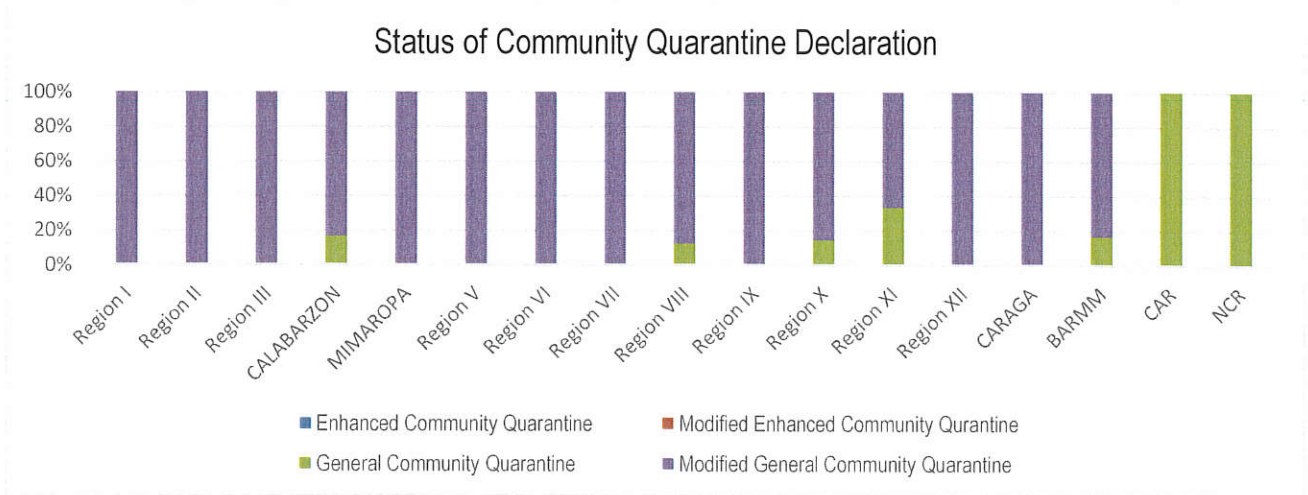


P-D-I-T-R STRATEGY

With reference to the National Action Plan (NAP) for COVID-19, the National Task Force is intensifying efforts to PREVENT the spread of the COVID-19, TEST individuals and communities, ISOLATE those that are identified to be confirmed cases, TREAT and provide with appropriate health care, and REINTEGRATE them back to the community.

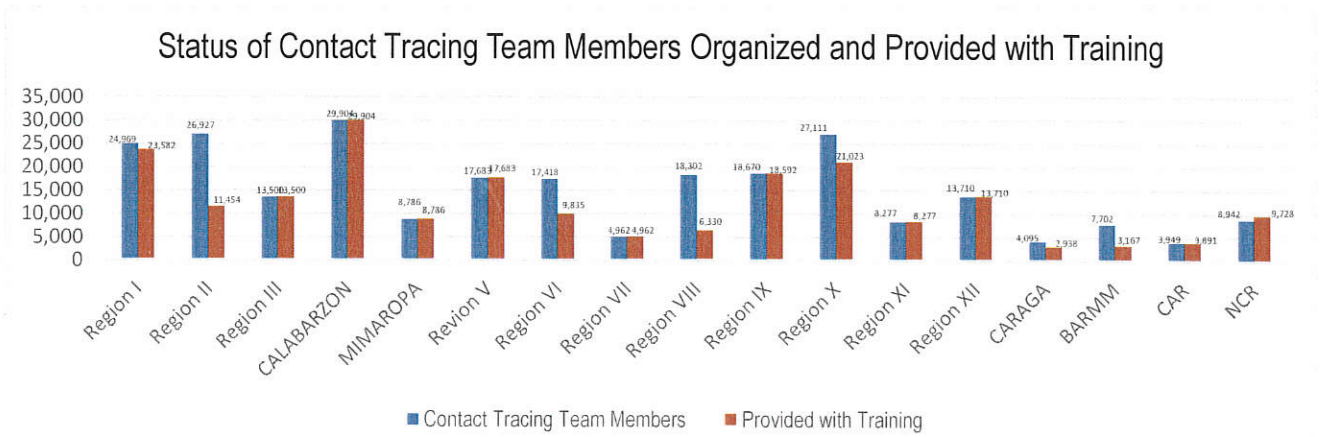
PREVENT

PREVENT enables to change mindsets and behaviors to advocate for a shared responsibility in ensuring compliance to minimum public health standards and protocols and address stigma and division in the communities, workplaces, schools. To implement the PREVENT strategy, community quarantine declarations are made in various localities, enforcing stricter regulations and disease preventive measures particular for areas with high cases. Status of community quarantine declarations is summarized as follows:



DETECT

DETECT entails active screening of those presenting with signs and symptoms of COVID-19 in the community as well as other disease surveillance activities. For this purpose, contact tracing teams have been organized and provided with appropriate training. Summary is as follows:



The overall results of contact tracing are summarized as follows:



Also, part of DETECT strategy is the enhancement of the COVID-19 testing capacities of the country. For this purpose, testing laboratories are setup and provided with appropriate licensing. The summary is as follows:

216	47
Licensed RT-PCR and GeneXpert Laboratories	Laboratories with Ongoing Licensing Applications

The overall testing results is summarized as follows:

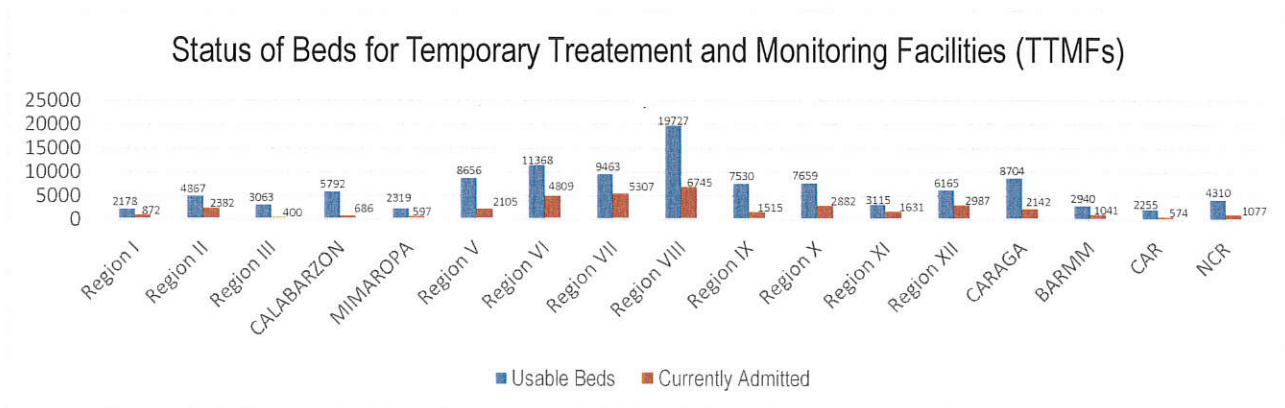
	TOTAL	NEW
TESTS CONDUCTED	7,963,066	+36,400
UNIQUE INDIVIDUALS TESTED	7,508,514	+34,326
POSITIVITY RATE	7.97%	
BACKLOGS	237	

To aid in the testing efforts, Mega Swabbing Sites have been established. The outputs of the Mega Swabbing Sites are as follows:

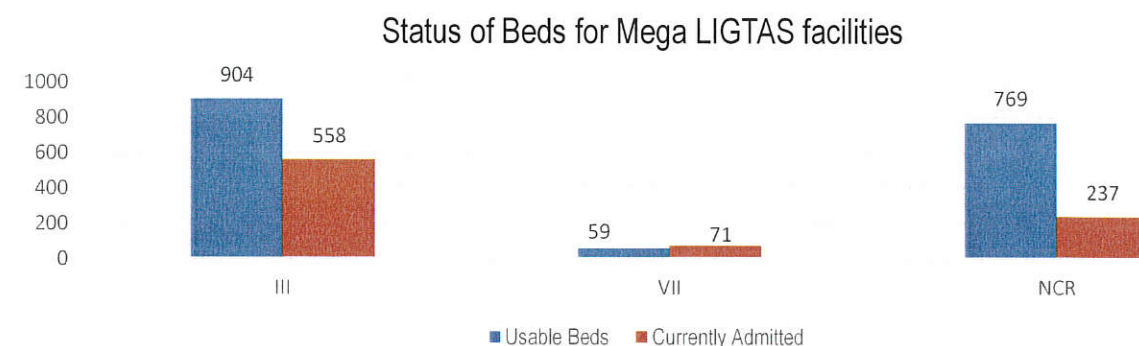
	TOTAL	NEW
ACT MOBILE TEAM	182,263	-
MOA ARENA	180,604	-
ENDERUN TENT	160,886	-
PHILIPPINE SPORTS ARENA	236,899	-

ISOLATE

Isolate involves implementation of measures to separate those identified as exposed and confirmed cases and provide medical interventions to further prevent the spread of the disease. This strategy involves setting up of Temporary Treatment and Monitoring Facilities (TTMFs). The summary of TTMFs established is as follows:

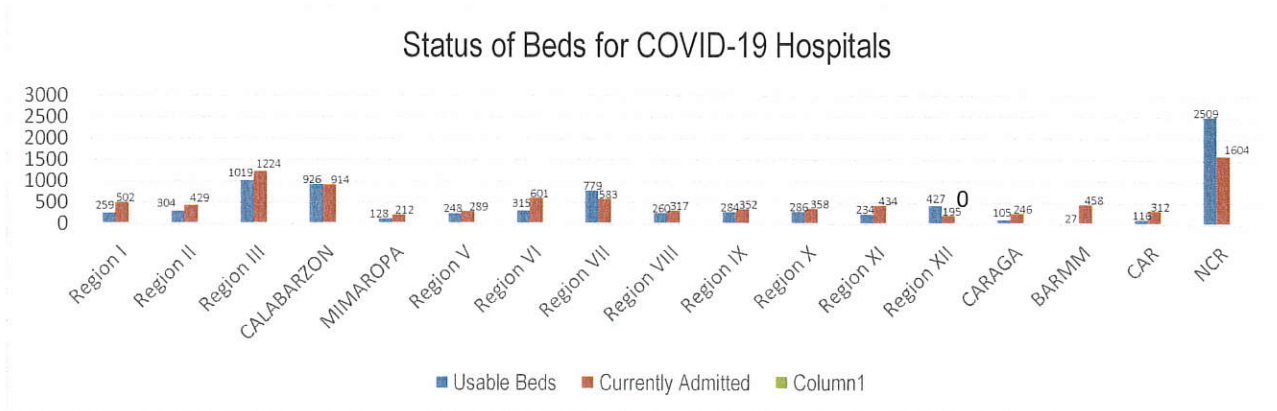


Aside from the TTMFs, Mega LIGTAS facilities have also been established. The summary of occupancies for the Mega LIGTAS facilities is as follows:



TREAT

For the TREAT strategy, One Hospital Command has been established to facilitate centralized referral system. Further, wards, isolation and intensive care units are in operation to provide treatment services for COVID-19 positives. The occupancy rate for all beds dedicated to COVID-19 (Ward, Isolation, Intensive Care) among reporting hospitals is summarized as follows.



PROCUREMENT AND DONATIONS

In terms of resources, the following is the summary of total domestic donations, international donations received by the Philippine government as well as the total procured personal protective equipment (PPE) distributed.


7,562	656	5,570,509
Total Domestic Donations	Total International Donations	Total Procured PPEs Distributed

MANAGEMENT OF RETURNING OVERSEAS FILIPINOS

Returning Overseas Filipinos are provided with assistance by facilitating their arrival from different points of origin abroad until their return to their respective homes, and attend to their medical and social needs, in order to give them comfort, ensure their safety, and prevent the spread of COVID-19. The following is the summary of ROFs

815,503	485,643
Total ROFs Arrivals	Total Hatid Probinsya Services Provided

For the Chairperson, NDRRMC:


UNDERSECRETARY RICARDO B. JALAD
Executive Director, NDRRMC and
Administrator, OCD

REFERENCES: Reports from:

World Health Organization
Office of Civil Defense
Department of Health
Department of the Interior and Local Government
Department of Public Works and Highways
Department of Foreign Affairs

ANNEXES:

Community Quarantine Declaration per Region
Breakdown of Returning Overseas Filipinos

NOTE:

Other reports are available upon request

Community Quarantine Declaration per LGU
As of **03 February 2021**

PROVINCE/ CHARTERED CITY / MUNICIPALITY	COMMUNITY QUARANTINE DECLARATION (ECQ, MECQ, GCQ, MGCQ)	EFFECTIVITY DATE
NCR		
<i>Caloocan</i>	GCQ	01-28 February 2021
<i>Malabon</i>	GCQ	01-28 February 2021
<i>Navotas</i>	GCQ	01-28 February 2021
<i>Valenzuela</i>	GCQ	01-28 February 2021
<i>Pasig</i>	GCQ	01-28 February 2021
<i>Pateros</i>	GCQ	01-28 February 2021
<i>Marikina</i>	GCQ	01-28 February 2021
<i>Taguig</i>	GCQ	01-28 February 2021
<i>Quezon City</i>	GCQ	01-28 February 2021
<i>Manila</i>	GCQ	01-28 February 2021
<i>Makati</i>	GCQ	01-28 February 2021
<i>Mandaluyong</i>	GCQ	01-28 February 2021
<i>San Juan</i>	GCQ	01-28 February 2021
<i>Muntinlupa</i>	GCQ	01-28 February 2021
<i>Paranaque</i>	GCQ	01-28 February 2021
<i>Las Pinas</i>	GCQ	01-28 February 2021
<i>Pasay</i>	GCQ	01-28 February 2021
CAR		
Abra	GCQ	01-28 February 2021
Apayao	GCQ	01-28 February 2021
Benguet	GCQ	01-28 February 2021
Ifugao	GCQ	01-28 February 2021
Kalinga	GCQ	01-28 February 2021
Mt. Province	GCQ	01-28 February 2021
<i>Baguio City</i>	GCQ	01-28 February 2021
Region I		
La Union	MGCQ	01-28 February 2021
Pangasinan	MGCQ	01-28 February 2021
Iloco Sur	MGCQ	01-28 February 2021
Ilocos Norte	MGCQ	01-28 February 2021
<i>Dagupan City</i>	MGCQ	01-28 February 2021
Region II		
Batanes	MGCQ	01-28 February 2021
Cagayan	MGCQ	01-28 February 2021
Isabela	MGCQ	01-28 February 2021
<i>Santiago City</i>	MGCQ	01-28 February 2021
Quirino	MGCQ	01-28 February 2021
Nueva Vizcaya	MGCQ	01-28 February 2021
Region III		
Aurora	MGCQ	01-28 February 2021
Bataan	MGCQ	01-28 February 2021
Bulacan	MGCQ	01-28 February 2021

Nueva Ecija	MGCQ	01-28 February 2021
Pampanga	MGCQ	01-28 February 2021
Tarlac	MGCQ	01-28 February 2021
Zambales	MGCQ	01-28 February 2021
<i>Angeles City</i>	MGCQ	01-28 February 2021
<i>Olongapo City</i>	MGCQ	01-28 February 2021
CALABARZON		
Cavite	MGCQ	01-28 February 2021
Laguna	MGCQ	01-28 February 2021
Batangas	GCQ	01-28 February 2021
Rizal	MGCQ	01-28 February 2021
Quezon	MGCQ	01-28 February 2021
<i>Lucena City</i>	MGCQ	01-28 February 2021
MIMAROPA		
Oriental Mindoro	MGCQ	01-28 February 2021
Occidental Mindoro	MGCQ	01-28 February 2021
Marinduque	MGCQ	01-28 February 2021
Romblon	MGCQ	01-28 February 2021
Palawan	MGCQ	01-28 February 2021
<i>Puerto Princesa City</i>	MGCQ	01-28 February 2021
Region V		
Albay	MGCQ	01-28 February 2021
Camarines Norte	MGCQ	01-28 February 2021
Camarines Sur	MGCQ	01-28 February 2021
<i>Naga City</i>	MGCQ	01-28 February 2021
Catanduanes	MGCQ	01-28 February 2021
Masbate	MGCQ	01-28 February 2021
Sorsogon	MGCQ	01-28 February 2021
Region VI		
Aklan	MGCQ	01-28 February 2021
Antique	MGCQ	01-28 February 2021
Capiz	MGCQ	01-28 February 2021
Guimaras	MGCQ	01-28 February 2021
Iloilo	MGCQ	01-28 February 2021
<i>Iloilo City</i>	MGCQ	01-28 February 2021
Negros Occidental	MGCQ	01-28 February 2021
<i>Bacolod City</i>	MGCQ	01-28 February 2021
Region VII		
Bohol	MGCQ	01-28 February 2021
Cebu	MGCQ	01-28 February 2021
<i>Cebu City</i>	MGCQ	01-28 February 2021
<i>Lapulapu City</i>	MGCQ	01-28 February 2021
<i>Mandaue City</i>	MGCQ	01-28 February 2021
Negros Oriental	MGCQ	01-28 February 2021
Siquijor	MGCQ	01-28 February 2021
Region VIII		
Leyte	MGCQ	01-28 February 2021
<i>Tacloban City</i>	GCQ	01-28 February 2021
Southern Leyte	MGCQ	01-28 February 2021
Biliran	MGCQ	01-28 February 2021

Samar	MGCQ	01-28 February 2021
Eastern Samar	MGCQ	01-28 February 2021
Northern Samar	MGCQ	01-28 February 2021
<i>Ormoc City</i>	MGCQ	01-28 February 2021
Region IX		
Zamboanga Del Norte	MGCQ	01-28 February 2021
Zamboanga Del Sur	MGCQ	01-28 February 2021
Zamboanga Sibugay	MGCQ	01-28 February 2021
<i>Zamboanga City</i>	MGCQ	01-28 February 2021
Region X		
Bukidnon	MGCQ	01-28 February 2021
Camiguin	MGCQ	01-28 February 2021
Lanao del Norte	MGCQ	01-28 February 2021
<i>Iligan City</i>	GCQ	01-28 February 2021
Misamis Occidental	MGCQ	01-28 February 2021
Misamis Oriental	MGCQ	01-28 February 2021
<i>Cagayan de Oro City</i>	MGCQ	01-28 February 2021
Region XI		
Davao del Norte	GCQ	01-28 February 2021
Davao del Sur	MGCQ	01-28 February 2021
<i>Davao City</i>	GCQ	01-28 February 2021
Davao de Oro	MGCQ	01-28 February 2021
Davao Occidental	MGCQ	01-28 February 2021
Davao Oriental	MGCQ	01-28 February 2021
Region XII		
North Cotabato	MGCQ	01-28 February 2021
Sarangani	MGCQ	01-28 February 2021
South Cotabato	MGCQ	01-28 February 2021
Sultan Kudarat	MGCQ	01-28 February 2021
<i>General Santos City</i>	MGCQ	01-28 February 2021
CARAGA		
Agusan del Norte	MGCQ	01-28 February 2021
<i>Butuan City</i>	MGCQ	01-28 February 2021
Agusan del Sur	MGCQ	01-28 February 2021
Surigao del Norte	MGCQ	01-28 February 2021
Surigao del Sur	MGCQ	01-28 February 2021
Dinagat Islands	MGCQ	01-28 February 2021
BARMM		
Maguindanao	MGCQ	01-28 February 2021
<i>Cotabato City</i>	MGCQ	01-28 February 2021
Lanao del Sur	GCQ	01-28 February 2021
Basilan	MGCQ	01-28 February 2021
Sulu	MGCQ	01-28 February 2021
Tawi-Tawi	MGCQ	01-28 February 2021

Sources: Memo from the Executive Secretary on Community Quarantine Classification dated 29 January 2021



Republic of the Philippines
INTER-AGENCY TASK FORCE
FOR THE MANAGEMENT OF EMERGING INFECTIOUS DISEASE
NATIONAL TASK FORCE - COVID 19



Task Group on Management of Returning Overseas Filipinos

Summary Report

February 3, 2021

TOTAL ARRIVAL OF ROFs:
815,503



LAND-BASED

384,832



SEA-BASED

282,085



NON-OFWs

145,933

DECEASED OFs

2,653

HATID PROBINSYA

TOTAL ASSISTED ROFs: 485,643



AIR

225,561



SEA

74,179



LAND

185,903

**TOTAL of ROFs
TESTEDTHRU RT-PCR**

810,134

ASSISTANCES
TOTAL of ROFs WERE PROVIDED

708,122

HEALTH STATUS of ROFs



QUARANTINE
FACILITY

20



CONFIRMED
POSITIVE

13,181



ADMITTED

406



RECOVERED

12,762



DEATHS

8



RED FLAGGED
COUNTRIES

35



Republic of the Philippines
INTER-AGENCY TASK FORCE
FOR THE MANAGEMENT OF EMERGING INFECTIOUS DISEASE
NATIONAL TASK FORCE COVID19



Task Group on Management of Returning Overseas Filipinos

TG-MROF Daily Operational Report as of 3 February 2021

ARRIVALS

ROFs	AIRPORTS											GRAND TOTAL ARRIVAL OF ROFs			
	NAIA ^[1]						CLARK INTL. AIRPORT ^[1]		MACTAN- CEBU INTL AIRPORT ^[1]						
	T1 (23 Apr 2020-01 Feb 2021)		T2 (23 Apr 2020- 01 Feb 2021)		T3 (08 July 2020 -01 Feb 21)		(05 June 2020 -01 Feb 2021)		(28 June 2020 -01 Feb 2021)						
	Now	Cumulative	Now	Cumulative	Now	Cumulative	Now	Cumulative	Now	Cumulative	Now	Cumulative			
SUBTOTAL	380	193,677	723	270,813	637	186,681	724	67,750	247	43,172	2,729	815,503			
OFWs	272	165,374	420	203,366	479	153,734	671	61,429	197	32,257	2,044	666,917			
Land-Based	237	107,536	296	145,616	244	85,592	365	35,401	27	10,687	1,169	384,832			
Sea-Based	35	57,838	124	57,750	235	68,142	306	26,028	170	21,570	875	282,085			
NON-OFWs	108	28,303	303	67,447	158	32,947	53	6,321	50	10,915	672	145,933			
Deceased OFs ^[3]			13	2,653							13	2,653			
ROFs	SEAPORTS											GRAND TOTAL ARRIVAL OF ROFs			
	MANILA ^[2]		CEBU ^[2]		SUBIC ^[2]		BATAAN ^[2]		TAWI-TAWI / ZAMBOANGA ^[2]					DAVAO ^[2]	
	Now	Cumulative	Now	Cumulative	Now	Cumulative	Now	Cumulative	Now	Cumulative	Now			Cumulative	
	Now	Cumulative	Now	Cumulative	Now	Cumulative	Now	Cumulative	Now	Cumulative	Now	Cumulative			
SUBTOTAL	5	47,509	-	119	-	438	-	697	-	1986	-	8			
OFWs	5	47,509	-	119	-	438	-	697	-	1986	-	8			
Sea-Based	5	47,509	-	119	-	438	-	697	-	1986	-	8			

Sources: 1) OSS Report as of 1 February 2021, 2) BOQ Report No. 258 as of 2 February 2021, and 3) BOQ Report No. 201 re Deceased OFs as of 2 February 2021

TESTING

ROFs	AIRPORTS										GRAND TOTAL OF TESTED ROFs	
	NAIA ^[1]						CLARK INTL. AIRPORT ^[1]		MACTAN-CEBU INTL. AIRPORT ^[1]			
	Terminal 1		Terminal 2		Terminal 3							
	Now	Cumulative	Now	Cumulative	Now	Cumulative	Now	Cumulative	Now	Cumulative	Now	Cumulative
SUBTOTAL	315	193,297	746	270,090	547	186,044	-	67,026	1,963	42,925	3,663	810,134
RT-PCR (Viral Test)												
Conducted by PCG	291	170,310	626	210,044	458	161,860	-	67,026	-	42,925	1,467	700,923
Arranged by LMA	-	2,256	-	2,011	-	-	-	-	-	-	0	4,267
Arranged by Marikina LGU	-	20	-	27	-	44	-	-	-	-	0	91
Arranged by Pampanga LGU	2	907	4	1,747	2	592	-	-	-	-	8	3,246
Conducted by PACSS / PADL	22	19,804	-	-	87	23,548	-	-	-	-	109	43,352
Conducted by PAL / Detoxicare	-	-	116	56,261	-	-	-	-	-	-	116	56,261
ROFs	SEAPORTS										GRAND TOTAL OF TESTED ROFs	
	MANILA ^[2]		CEBU ^[2]		SUBIC ^[2]		BATAAN ^[2]		TAWI-TAWI / ZAMBOANGA ^[2]			
	Now	Cumulative	Now	Cumulative	Now	Cumulative	Now	Cumulative	Now	Cumulative	Now	Cumulative
SUBTOTAL	92	47,504	-	119	-	438	-	697	-	1986	0	8
RT-PCR (Viral Test)												
Conducted by PCG	92	47,504	-	119	-	438	-	697	-	1986	0	8

Sources: 1) OSS Report as of 31 January 2021, and 2) BOQ Report No. 258 as of 2 February 2021

Note: Figures from previous reports may differ due to data verification process

QUARANTINE

ROFs in TREATMENT AND MONITORING FACILITIES								ROFs in ACCOMMODATION ESTABLISHMENTS (AEs)	
No. of QFs	Confirmed Positive		Admitted		Recovered		Deaths	No. of AEs	NON-OFWs
	Now	Cumulative	Now	Total	Now	Cumulative			
20	27	13,181	11	406	21	12,762	8	2	243

Sources: 1) BOQ Report No. 258 as of 2 February 2021, Note: 1) location Balangas Canyon Woods and Chateau Royale

Note: Figures from previous reports may differ due to data verification process



Republic of the Philippines
INTER-AGENCY TASK FORCE
FOR THE MANAGEMENT OF EMERGING INFECTIOUS DISEASE
NATIONAL TASK FORCE COVID19



Task Group on Management of Returning Overseas Filipinos

TG-MROF Daily Report as of 3 February 2021

Balik Probinsya

ROFs Assisted thru their destination	Mode of Transportation			GRAND TOTAL
	Air (NAIA T2)	Land (PITX) ^[3]	Sea (N. HARBOR) ^[2]	
	Cumulative	Cumulative	Cumulative	
	225,561	185,903	74,179	485,643
Iloilo (ILO)	45,428			
Mactan-Cebu (CEB)	28,023			
Laguindingan (CGY)	28,824			
Davao (DVO)	28,583			
Bacolod-Silay (BCD)	18,842			
General Santos (GES)	22,205			
Tacloban (TAC)	14,959			
Bohol-Panglao (TAG)	10,282			
Zamboanga (ZAM)	12,240			
Butuan (BXU)	8,970			
Dumaguete (DGT)	5,037			
Puerto Princesa (PPS)	2,000			
Legazpi (LGP)	68			

Source: 1) OSS Report as of 30 January 2021. 2) DOTR PCG Report as of 29 January 2021 and 3) PITX Report (Luban Na Program) as of 2 February 2021
Note: Figures from previous reports may differ due data verification process

ASSISTANCE

TOTAL ROFs ASSISTED	
708,122	
OFWs	
Hatid - Sundo	269,495
(Free transportation from ports to hotel and vice-versa)	
OFW Kalinga	412,037
(Free food and accommodation to stranded OFW returnees)	
Tulong Marino	7,123
(Free food packs for locally stranded seafarers)	
Assistance to stranded OFWs in the Regions	19,467
(Provided with food, accommodation and transportation)	

Source: OWWA Monitoring Reports as of 28 January 2021

Remains of DECEASED OFs

COUNTRY OF REGION			CAUSE OF DEATH	
COUNTRY	NOW	CUMULATIVE		CUMULATIVE
TOTAL	13	2,653		2,653
Saudi Arabia	0	798	COVID-19	349
USA	0	285	NON-COVID-19	2,304
United Arab Emirates	0	142		
Qatar	0	67		
Kuwait	0	51		
Others	13	1,310		

Source: BOQ Report No. 201 re Deceased OFs as of 2 February 2021
Note: Figures from previous reports may differ due data verification process

Returning Filipinos from SABAH

Total No of Filipinos From Sabah from Sabah for Transfer (per letter from Sabah dated 09 June 2020)	Total No of Filipinos from Sabah Transferred (as of 01 September 2020)	Remaining No of Filipinos in Sabah for Transfer (as of 01 September)
5,300	1,963	3,337
BATCH	DATE OF TRANSFER	TOTAL NO. OF RETURNEES
First Batch	July 03, 2020	394
Second Batch	July 28, 2020	390
Third Batch	August 12, 2020	400
Fourth Batch	August 27, 2020	379
Fifth Batch	September 23, 2020	400
	Total	1,963

Source: TG-MROF Secretariat as of 30 September 2020 (5th batch of REFs arrived on 24 September 2020)
Note: Figures from previous reports may differ due data verification process

Red Flagged Countries

Country	Period	Country	Period
Australia	Dec. 29, 2020- Jan 31, 2021	Pakistan	Dec. 29, 2020- Jan. 31, 2021
Canada		Jamaica	
Denmark		Luxembourg	
France		Oman	
Germany		PR China	
Hongkong		USA	January 2- 31, 2021
Iceland		Singapore	January 8-31, 2021
Ireland		Brazil	
Israel		Finland	
Italy		India	
Japan		Jordan	
Lebanon		Norway	
Netherlands		Portugal	January 10-31, 2021
South Korea		Austria	
South Africa		UK	Dec. 22, 2020-Jan. 31, 2021
Spain		UAE	January 17-31, 2021
Sweden		Hungary	
Switzerland			

Source: Memo from the E.S, OP dated Jan 5, 8, 12 and 15 2021

Prepared by:

MS. JAMELAH KAY L. JOSE

Duty Staff

Reviewed by:

MR. MARVIN T. MANZANO

Officer

Approved by:

DIR. BERNARDO RAFAELITO R. ALEJANDRO IV. CESO IV

Head

Republic of the Philippines
Inter-Agency Task Force
FOR THE MANAGEMENT OF EMERGENCY INFECTIOUS DISEASE
NATIONAL TASK FORCE COVID-19

Task Group on Management of Returning Overseas Filipinos

**NARRATIVE REPORT
3 February 2021**

ACTIONS TAKEN: Management of Returning Overseas Filipinos (MROF)

The Task Group on Management of Returning Overseas Filipinos (TG-MROF) was created by the National Incident Command-National Task Force COVID 19 to solely cater to the medical and social needs of Returning Overseas Filipinos (ROFs). The TG-MROF in coordination with various government agencies, private entities, and other task groups created to respond with the prevailing crisis, regional task units, and local government agencies that are task to facilitate the safe return of the ROFs back to their home provinces.

Members: DND, DOTr, DOLE, DILG, DFA, DOT, DSWD, DOH, OCD, OWWA, BOQ, CAAP, MARINA, PCG, PNP and AFP

ARRIVALS: As of 1 February 2021, a total of 815,503 Returning Overseas Filipinos (ROFs) arrived at the NAIA Terminals 1, 2, and 3, Clark International Airport, Mactan-Cebu International Airport, South Harbor, Subic, Bataan, and Zamboanga Port. Of which, 384,832 are land-based OFWs, 282,085 are sea-based OFWs and 145,933 are Non-OFWs.

A total of 2,653 deceased OFs had arrived in the country from 01 July – 2 February 2021. Of which, 349 died due to COVID-19.

TESTING: As of 31 January 2021, a total of 810,134 ROFs were tested thru RT-PCR.

QUARANTINE: As of 2 February 2021, a total of 13,181 ROFs were confirmed positive with COVID-19. Of which, 406 are admitted at 20 quarantine facilities, 12,762 were able to recover and 8 died.

As of 31 December 2020, a total of 243 Non-OFWs under quarantine in 2 Accommodation Establishments (AEs) in Batangas.

DEPARTURES: As of 2 February 2021, TG-MROF was able to assist 485,643 ROFs back to their home provinces. Of which, 185,903 were assisted by land, 225,561 by air, and 74,179 by sea.

ASSISTANCE: As of 28 January 2021, a total of 708,122 OFWs were assisted thru OWWA. Of which, 269,495 were assisted through the “Hatid-sundo” Program, 412,037 through the “OFW Kalinga” Program, 7,123 were assisted through the “Tulong Marino” Program and 19,467 assistances to stranded OFWs in the region.


RETURNING FILIPINOS (REFs) from SABAH: As of 23 September 2020, a total of 1,963 REFs from Sabah arrived in the country and were assisted to go back in their home provinces.

TRAVEL BANNED COUNTRIES: As of 15 January 2021, Philippines bans entry by foreign nationals from 35 countries due to concerns over COVID-19 variant.

Prepared by:


MS. JAMELAH KAY L JOSE
Duty Staff

Reviewed by:


MR MARVIN T. MANZANO
Officer

Approved by:


DIR. BERNARDO RAFAELITO R. ALEJANDRO IV, CESO IV
Head