



REPUBLIC OF THE PHILIPPINES  
**NATIONAL DISASTER RISK REDUCTION AND MANAGEMENT COUNCIL**

National Disaster Risk Reduction and Management Center, Camp Aguinaldo, Quezon City, Philippines

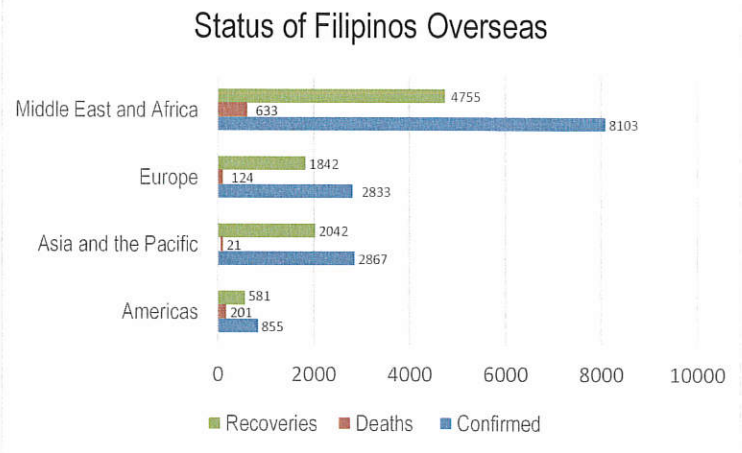
NATIONAL TASK FORCE  
**CORONAVIRUS DISEASE-2019**  
**SITUATIONAL REPORT NO. 319**

Issued on 1200H, 14 February 2021  
 Report Coverage: 13 February 2021

### GLOBAL SITUATION



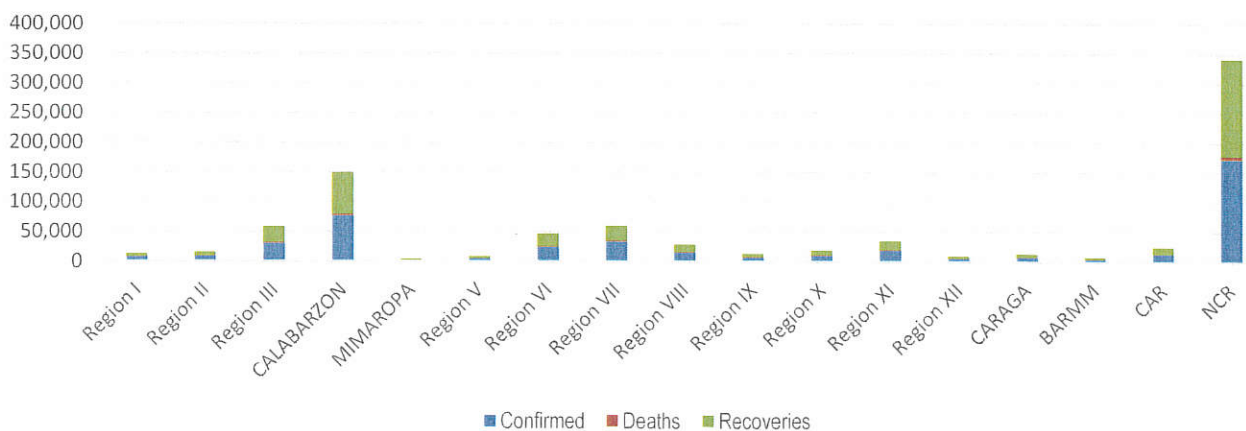
Source: WHO as of 14 February 2021



### PHILIPPINE SITUATION

|              | TOTAL          | NEW     | REMARKS                         |
|--------------|----------------|---------|---------------------------------|
| TOTAL CASES  | <b>549,176</b> | +1,928  |                                 |
| ACTIVE CASES | <b>25,918</b>  | +1,410  |                                 |
| DEATHS       | <b>11,515</b>  | +8      | <b>2.10%</b> Case Fatality Rate |
| RECOVERIES   | <b>511,743</b> | +10,967 | <b>93.2%</b> Case Recovery Rate |

### Summary of Cases per Region

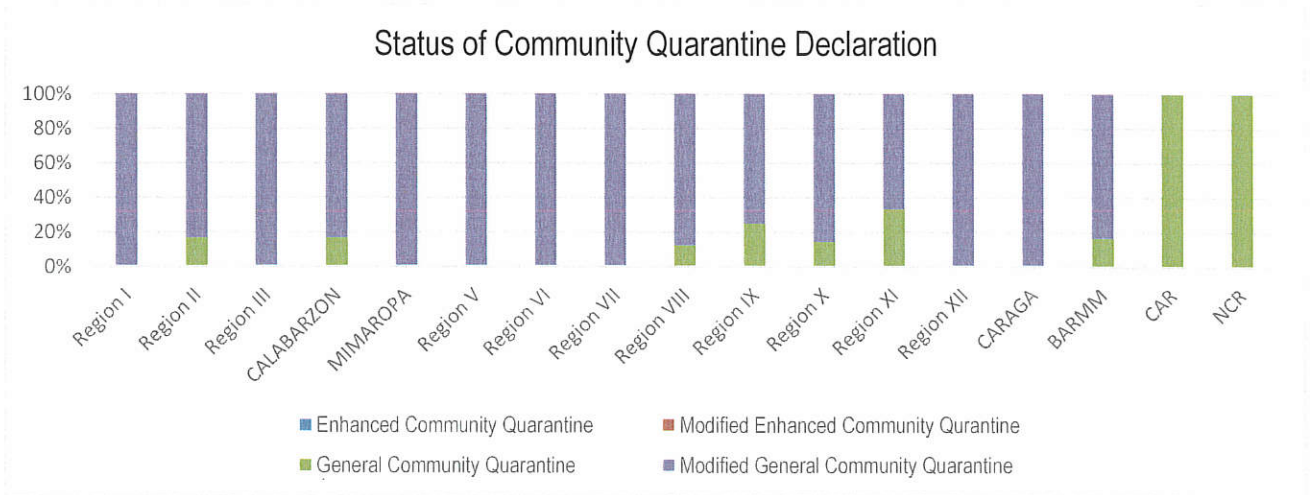


# P-D-I-T-R STRATEGY

With reference to the National Action Plan (NAP) for COVID-19, the National Task Force is intensifying efforts to PREVENT the spread of the COVID-19, TEST individuals and communities, ISOLATE those that are identified to be confirmed cases, TREAT and provide with appropriate health care, and REINTEGRATE them back to the community.

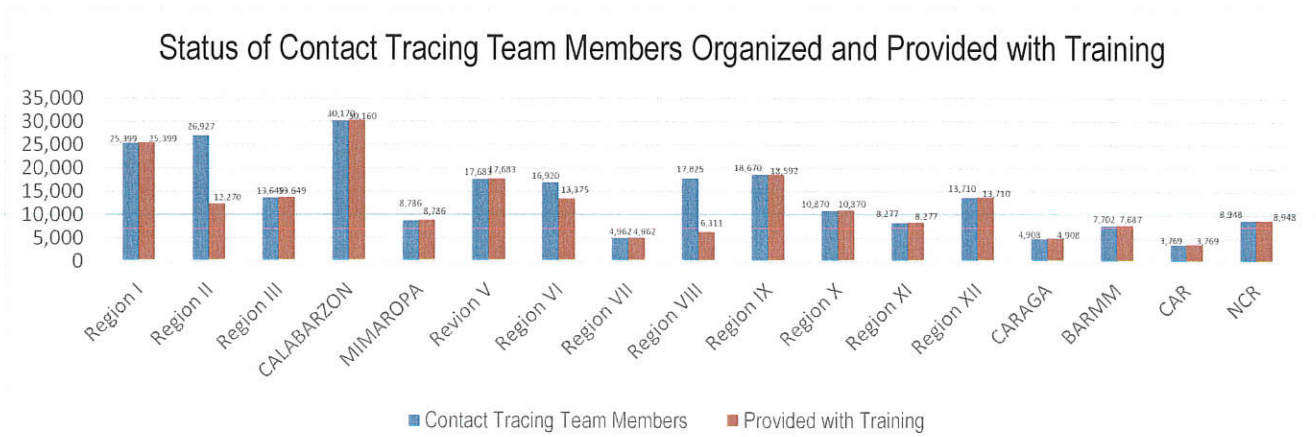
## PREVENT

PREVENT enables to change mindsets and behaviors to advocate for a shared responsibility in ensuring compliance to minimum public health standards and protocols and address stigma and division in the communities, workplaces, schools. To implement the PREVENT strategy, community quarantine declarations are made in various localities, enforcing stricter regulations and disease preventive measures particular for areas with high cases. Status of community quarantine declarations is summarized as follows:



## DETECT

DETECT entails active screening of those presenting with signs and symptoms of COVID-19 in the community as well as other disease surveillance activities. For this purpose, contact tracing teams have been organized and provided with appropriate training. Summary is as follows:



The overall results of contact tracing are summarized as follows:

|                            |  |                   |
|----------------------------|--|-------------------|
| <b>1:6</b>                 | <b>99.55%</b>  | <b>2,291,942</b>  |
| Case: Close Contacts Ratio | Contact Tracing Done for All Close Contacts of Confirmed Cases | Contacts Profiled |



Also, part of DETECT strategy is the enhancement of the COVID-19 testing capacities of the country. For this purpose, testing laboratories are setup and provided with appropriate licensing. The summary is as follows:

|  |  |
|--|--|
| <b>221</b>                                 | <b>45</b>  |
| Licensed RT-PCR and GeneXpert Laboratories | Laboratories with Ongoing Licensing Applications |

The overall testing results is summarized as follows:

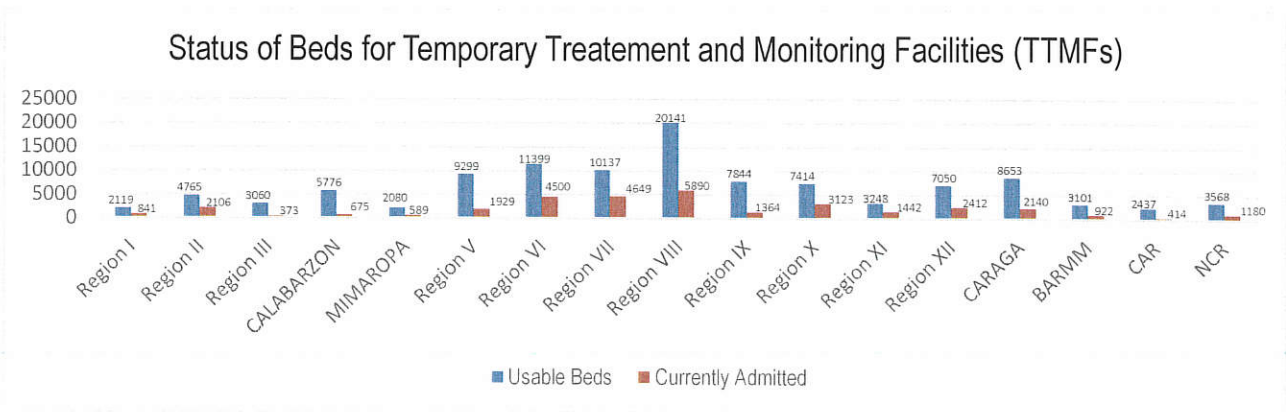
|                           | TOTAL            | NEW     |
|---------------------------|------------------|---------|
| TESTS CONDUCTED           | <b>8,317,534</b> | +26,593 |
| UNIQUE INDIVIDUALS TESTED | <b>7,841,582</b> | +24,463 |
| POSITIVITY RATE           | <b>7.87%</b>     |         |
| BACKLOGS                  | <b>85</b>        |         |

To aid in the testing efforts, Mega Swabbing Sites have been established. The outputs of the Mega Swabbing Sites are as follows:

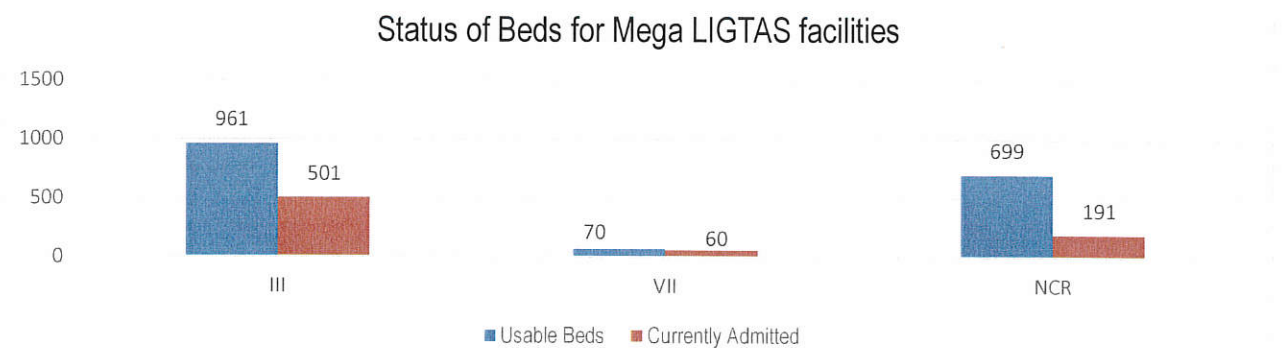
|                         | TOTAL          | NEW |
|-------------------------|----------------|-----|
| ACT MOBILE TEAM         | <b>187,374</b> | -   |
| MOA ARENA               | <b>189,078</b> | -   |
| ENDERUN TENT            | <b>164,025</b> | -   |
| PHILIPPINE SPORTS ARENA | <b>251,102</b> | -   |

## ISOLATE

Isolate involves implementation of measures to separate those identified as exposed and confirmed cases and provide medical interventions to further prevent the spread of the disease. This strategy involves setting up of Temporary Treatment and Monitoring Facilities (TTMFs). The summary of TTMFs established is as follows:

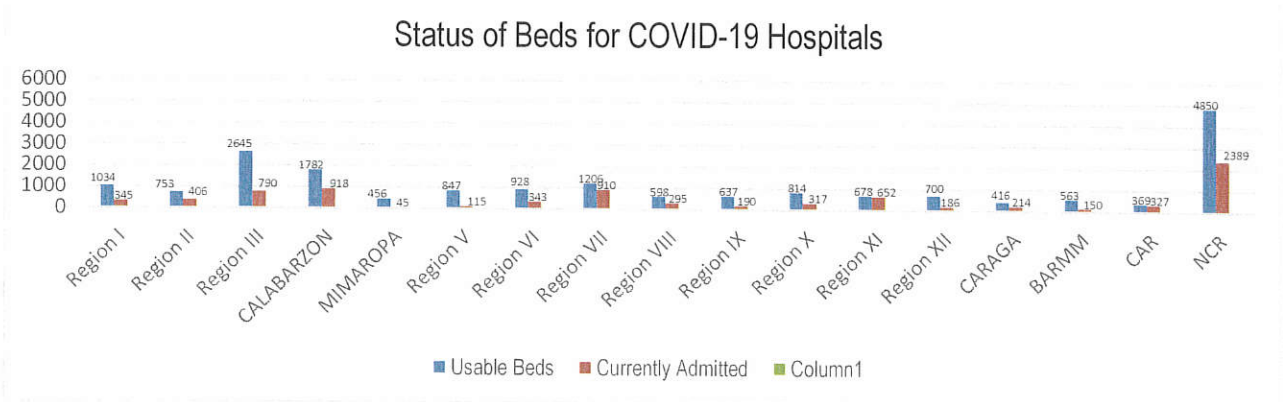


Aside from the TTMFs, Mega LIGTAS facilities have also been established. The summary of occupancies for the Mega LIGTAS facilities is as follows:




# TREAT

For the TREAT strategy, One Hospital Command has been established to facilitate centralized referral system. Further, wards, isolation and intensive care units are in operation to provide treatment services for COVID-19 positives. The occupancy rate for all beds dedicated to COVID-19 (Ward, Isolation, Intensive Care) among reporting hospitals is summarized as follows.



## PROCUREMENT AND DONATIONS

In terms of resources, the following is the summary of total domestic donations, international donations received by the Philippine government as well as the total procured personal protective equipment (PPE) distributed.




## MANAGEMENT OF RETURNING OVERSEAS FILIPINOS

Returning Overseas Filipinos are provided with assistance by facilitating their arrival from different points of origin abroad until their return to their respective homes, and attend to their medical and social needs, in order to give them comfort, ensure their safety, and prevent the spread of COVID-19. The following is the summary of ROFs



**For the Chairperson, NDRRMC:**

  
**UNDERSECRETARY RICARDO B JALAD**  
 Executive Director, NDRRMC and  
 Administrator, OCD

**REFERENCES:** Reports from:  
 World Health Organization  
 Office of Civil Defense  
 Department of Health  
 Department of the Interior and Local Government  
 Department of Public Works and Highways  
 Department of Foreign Affairs

**ANNEXES:**  
 Community Quarantine Declaration per Region  
 Breakdown of Returning Overseas Filipinos

**NOTE:**  
 Other reports are available upon request

**Community Quarantine Declaration per LGU**  
As of **13 February 2021**


| <b>PROVINCE/ CHARTERED CITY / MUNICIPALITY</b> | <b>COMMUNITY QUARANTINE DECLARATION (ECQ, MECQ, GCQ, MGCQ)</b> | <b>EFFECTIVITY DATE</b> |
|--|--|-------------------------|
| <b>NCR</b>                                     |  |                         |
| <i>Caloocan</i>                                | GCQ  | 01-28 February 2021     |
| <i>Malabon</i>                                 | GCQ  | 01-28 February 2021     |
| <i>Navotas</i>                                 | GCQ  | 01-28 February 2021     |
| <i>Valenzuela</i>                              | GCQ  | 01-28 February 2021     |
| <i>Pasig</i>                                   | GCQ  | 01-28 February 2021     |
| <i>Pateros</i>                                 | GCQ  | 01-28 February 2021     |
| <i>Marikina</i>                                | GCQ  | 01-28 February 2021     |
| <i>Taguig</i>                                  | GCQ  | 01-28 February 2021     |
| <i>Quezon City</i>                             | GCQ  | 01-28 February 2021     |
| <i>Manila</i>                                  | GCQ  | 01-28 February 2021     |
| <i>Makati</i>                                  | GCQ  | 01-28 February 2021     |
| <i>Mandaluyong</i>                             | GCQ  | 01-28 February 2021     |
| <i>San Juan</i>                                | GCQ  | 01-28 February 2021     |
| <i>Muntinlupa</i>                              | GCQ  | 01-28 February 2021     |
| <i>Paranaque</i>                               | GCQ  | 01-28 February 2021     |
| <i>Las Pinas</i>                               | GCQ  | 01-28 February 2021     |
| <i>Pasay</i>                                   | GCQ  | 01-28 February 2021     |
| <b>CAR</b>                                     |  |                         |
| <b>Abra</b>                                    | GCQ  | 01-28 February 2021     |
| <b>Apayao</b>                                  | GCQ  | 01-28 February 2021     |
| <b>Benguet</b>                                 | GCQ  | 01-28 February 2021     |
| <b>Ifugao</b>                                  | GCQ  | 01-28 February 2021     |
| <b>Kalinga</b>                                 | GCQ  | 01-28 February 2021     |
| <b>Mt. Province</b>                            | GCQ  | 01-28 February 2021     |
| <i>Baguio City</i>                             | GCQ  | 01-28 February 2021     |
| <b>Region I</b>                                |  |                         |
| <b>La Union</b>                                | MGCQ   | 01-28 February 2021     |
| <b>Pangasinan</b>                              | MGCQ   | 01-28 February 2021     |
| <b>Iloco Sur</b>                               | MGCQ   | 01-28 February 2021     |
| <b>Ilocos Norte</b>                            | MGCQ   | 01-28 February 2021     |
| <i>Dagupan City</i>                            | MGCQ   | 01-28 February 2021     |
| <b>Region II</b>                               |  |                         |
| <b>Batanes</b>                                 | MGCQ   | 01-28 February 2021     |
| <b>Cagayan</b>                                 | MGCQ   | 01-28 February 2021     |
| <b>Isabela</b>                                 | MGCQ   | 01-28 February 2021     |
| <i>Santiago City</i>                           | GCQ  | 01-28 February 2021     |
| <b>Quirino</b>                                 | MGCQ   | 01-28 February 2021     |
| <b>Nueva Vizcaya</b>                           | MGCQ   | 01-28 February 2021     |
| <b>Region III</b>                              |  |                         |
| <b>Aurora</b>                                  | MGCQ   | 01-28 February 2021     |
| <b>Bataan</b>                                  | MGCQ   | 01-28 February 2021     |
| <b>Bulacan</b>                                 | MGCQ   | 01-28 February 2021     |
| <b>Nueva Ecija</b>                             | MGCQ   | 01-28 February 2021     |



|                             |      |                     |
|-----------------------------|------|---------------------|
| <b>Pampanga</b>             | MGCQ | 01-28 February 2021 |
| <b>Tarlac</b>               | MGCQ | 01-28 February 2021 |
| <b>Zambales</b>             | MGCQ | 01-28 February 2021 |
| <i>Angeles City</i>         | MGCQ | 01-28 February 2021 |
| <i>Olongapo City</i>        | MGCQ | 01-28 February 2021 |
| <b>CALABARZON</b>           |      |                     |
| <b>Cavite</b>               | MGCQ | 01-28 February 2021 |
| <b>Laguna</b>               | MGCQ | 01-28 February 2021 |
| <b>Batangas</b>             | GCQ  | 01-28 February 2021 |
| <b>Rizal</b>                | MGCQ | 01-28 February 2021 |
| <b>Quezon</b>               | MGCQ | 01-28 February 2021 |
| <i>Lucena City</i>          | MGCQ | 01-28 February 2021 |
| <b>MIMAROPA</b>             |      |                     |
| <b>Oriental Mindoro</b>     | MGCQ | 01-28 February 2021 |
| <b>Occidental Mindoro</b>   | MGCQ | 01-28 February 2021 |
| <b>Marinduque</b>           | MGCQ | 01-28 February 2021 |
| <b>Romblon</b>              | MGCQ | 01-28 February 2021 |
| <b>Palawan</b>              | MGCQ | 01-28 February 2021 |
| <i>Puerto Princesa City</i> | MGCQ | 01-28 February 2021 |
| <b>Region V</b>             |      |                     |
| <b>Albay</b>                | MGCQ | 01-28 February 2021 |
| <b>Camarines Norte</b>      | MGCQ | 01-28 February 2021 |
| <b>Camarines Sur</b>        | MGCQ | 01-28 February 2021 |
| <i>Naga City</i>            | MGCQ | 01-28 February 2021 |
| <b>Catanduanes</b>          | MGCQ | 01-28 February 2021 |
| <b>Masbate</b>              | MGCQ | 01-28 February 2021 |
| <b>Sosoron</b>              | MGCQ | 01-28 February 2021 |
| <b>Region VI</b>            |      |                     |
| <b>Aklan</b>                | MGCQ | 01-28 February 2021 |
| <b>Antique</b>              | MGCQ | 01-28 February 2021 |
| <b>Capiz</b>                | MGCQ | 01-28 February 2021 |
| <b>Guimaras</b>             | MGCQ | 01-28 February 2021 |
| <b>Iloilo</b>               | MGCQ | 01-28 February 2021 |
| <i>Iloilo City</i>          | MGCQ | 01-28 February 2021 |
| <b>Negros Occidental</b>    | MGCQ | 01-28 February 2021 |
| <i>Bacolod City</i>         | MGCQ | 01-28 February 2021 |
| <b>Region VII</b>           |      |                     |
| <b>Bohol</b>                | MGCQ | 01-28 February 2021 |
| <b>Cebu</b>                 | MGCQ | 01-28 February 2021 |
| <i>Cebu City</i>            | MGCQ | 01-28 February 2021 |
| <i>Lapulapu City</i>        | MGCQ | 01-28 February 2021 |
| <i>Mandaue City</i>         | MGCQ | 01-28 February 2021 |
| <b>Negros Oriental</b>      | MGCQ | 01-28 February 2021 |
| <b>Siquijor</b>             | MGCQ | 01-28 February 2021 |
| <b>Region VIII</b>          |      |                     |
| <b>Leyte</b>                | MGCQ | 01-28 February 2021 |
| <i>Tacloban City</i>        | GCQ  | 01-28 February 2021 |
| <b>Southern Leyte</b>       | MGCQ | 01-28 February 2021 |
| <b>Biliran</b>              | MGCQ | 01-28 February 2021 |
| <b>Samar</b>                | MGCQ | 01-28 February 2021 |
| <b>Eastern Samar</b>        | MGCQ | 01-28 February 2021 |
| <b>Northern Samar</b>       | MGCQ | 01-28 February 2021 |

|                            |      |                     |
|----------------------------|------|---------------------|
| <i>Ormoc City</i>          | MGCQ | 01-28 February 2021 |
| <b>Region IX</b>           |      |                     |
| <b>Zamboanga Del Norte</b> | MGCQ | 01-28 February 2021 |
| <b>Zamboanga Del Sur</b>   | MGCQ | 01-28 February 2021 |
| <b>Zamboanga Sibugay</b>   | GCQ  | 01-28 February 2021 |
| <i>Zamboanga City</i>      | MGCQ | 01-28 February 2021 |
| <b>Region X</b>            |      |                     |
| <b>Bukidnon</b>            | MGCQ | 01-28 February 2021 |
| <b>Camiguin</b>            | MGCQ | 01-28 February 2021 |
| <b>Lanao del Norte</b>     | MGCQ | 01-28 February 2021 |
| <i>Iligan City</i>         | GCQ  | 01-28 February 2021 |
| <b>Misamis Occidental</b>  | MGCQ | 01-28 February 2021 |
| <b>Misamis Oriental</b>    | MGCQ | 01-28 February 2021 |
| <i>Cagayan de Oro City</i> | MGCQ | 01-28 February 2021 |
| <b>Region XI</b>           |      |                     |
| <b>Davao del Norte</b>     | GCQ  | 01-28 February 2021 |
| <b>Davao del Sur</b>       | MGCQ | 01-28 February 2021 |
| <i>Davao City</i>          | GCQ  | 01-28 February 2021 |
| <b>Davao de Oro</b>        | MGCQ | 01-28 February 2021 |
| <b>Davao Occidental</b>    | MGCQ | 01-28 February 2021 |
| <b>Davao Oriental</b>      | MGCQ | 01-28 February 2021 |
| <b>Region XII</b>          |      |                     |
| <b>North Cotabato</b>      | MGCQ | 01-28 February 2021 |
| <b>Sarangani</b>           | MGCQ | 01-28 February 2021 |
| <b>South Cotabato</b>      | MGCQ | 01-28 February 2021 |
| <b>Sultan Kudarat</b>      | MGCQ | 01-28 February 2021 |
| <i>General Santos City</i> | MGCQ | 01-28 February 2021 |
| <b>CARAGA</b>              |      |                     |
| <b>Agusan del Norte</b>    | MGCQ | 01-28 February 2021 |
| <i>Butuan City</i>         | MGCQ | 01-28 February 2021 |
| <b>Agusan del Sur</b>      | MGCQ | 01-28 February 2021 |
| <b>Surigao del Norte</b>   | MGCQ | 01-28 February 2021 |
| <b>Surigao del Sur</b>     | MGCQ | 01-28 February 2021 |
| <b>Dinagat Islands</b>     | MGCQ | 01-28 February 2021 |
| <b>BARMM</b>               |      |                     |
| <b>Maguindanao</b>         | MGCQ | 01-28 February 2021 |
| <i>Cotabato City</i>       | MGCQ | 01-28 February 2021 |
| <b>Lanao del Sur</b>       | GCQ  | 01-28 February 2021 |
| <b>Basilan</b>             | MGCQ | 01-28 February 2021 |
| <b>Sulu</b>                | MGCQ | 01-28 February 2021 |
| <b>Tawi-Tawi</b>           | MGCQ | 01-28 February 2021 |

Source: Memo from the Executive Secretary on Community Quarantine Classification dated 29 January 2021



## Task Group on Management of Returning Overseas Filipinos

Summary Report  
 February 13, 2021

**TOTAL ARRIVAL OF ROFs**  
**841,388**

**TOTAL of ROFs TESTED THRU RT-PCR**  
 (9 May 2020 - 31 Jan. 2021)

**TOTAL of ROFs TESTED on the 5TH DAY SWAABBING OPERATIONS**  
 (01 Feb. - 09 Feb. 2021)

**810,134**

**27,000**

|  |              |         |
|--|--------------|---------|
|  | LAND-BASED   | 396,987 |
|  | SEA-BASED    | 289,354 |
|  | NON-OFWs     | 152,326 |
|  | DECEASED OFs | 2,721   |

**ASSISTANCES**  
 TOTAL of ROFs WERE PROVIDED

**726,645**

### HEALTH STATUS of ROFs

|  |                     |        |  |                    |        |  |                       |     |
|--|---------------------|--------|--|--------------------|--------|--|-----------------------|-----|
|  | QUARANTINE FACILITY | 14     |  | CONFIRMED POSITIVE | 13,297 |  | ADMITTED              | 212 |
|  | RECOVERED           | 13,076 |  | DEATHS             | 8      |  | RED FLAGGED COUNTRIES | 35  |

**HATID PROBINSYA**  
 TOTAL ASSISTED ROFs: **493,038**

|  |     |         |  |     |        |  |      |         |
|--|-----|---------|--|-----|--------|--|------|---------|
|  | AIR | 228,616 |  | SEA | 75,449 |  | LAND | 188,973 |
|--|-----|---------|--|-----|--------|--|------|---------|





Republic of the Philippines  
 INTER-AGENCY TASK FORCE  
 FOR THE MANAGEMENT OF EMERGING INFECTIOUS DISEASE  
 NATIONAL TASK FORCE COVID19



## Task Group on Management of Returning Overseas Filipinos

TG-MROF Daily Operational Report as of 13 February 2021

### ARRIVALS

| ROFs                        | AIRPORTS                       |                |                                |                |                                 |                |                                    |               |  |               |              | GRAND TOTAL ARRIVAL OF ROFs |  |
|-----------------------------|--------------------------------|----------------|--------------------------------|----------------|---------------------------------|----------------|------------------------------------|---------------|--|---------------|--------------|-----------------------------|--|
|                             | NAIA <sup>[1]</sup>            |                |                                |                |                                 |                | CLARK INTL. AIRPORT <sup>[1]</sup> |               | MACTAN-CEBU INTL. AIRPORT <sup>[1]</sup> |               |              |                             |  |
|                             | T1 (23 Apr 2020 - 11 Feb 2021) |                | T2 (23 Apr 2020 - 11 Feb 2021) |                | T3 (08 July 2020 - 11 Feb 2021) |                | (05 June 2020 - 11 Feb 2021)       |               | (28 June 2020 - 11 Feb 2021)             |               |              |                             |  |
|                             | Now                            | Cumulative     | Now                            | Cumulative     | Now                             | Cumulative     | Now                                | Cumulative    | Now                                      | Cumulative    | Now          |                             |  |
| <b>SUBTOTAL</b>             | <b>685</b>                     | <b>198,803</b> | <b>1,117</b>                   | <b>280,095</b> | <b>953</b>                      | <b>194,126</b> | -                                  | <b>69,607</b> | <b>394</b>                               | <b>44,838</b> | <b>3,252</b> | <b>841,388</b>              |  |
| OFWs                        | 571                            | 169,563        | 878                            | 209,704        | 694                             | 159,124        | -                                  | 63,140        | 294                                      | 33,612        | 2,531        | 686,341                     |  |
| Land Based                  | 404                            | 110,391        | 584                            | 150,501        | 458                             | 88,646         | -                                  | 36,211        | 127                                      | 11,232        | 1,553        | 396,987                     |  |
| Sea Based                   | 167                            | 59,172         | 314                            | 59,197         | 236                             | 70,478         | -                                  | 26,929        | 167                                      | 22,380        | 978          | 289,354                     |  |
| NON-OFWs                    | 114                            | 29,240         | 239                            | 70,391         | 259                             | 35,002         | -                                  | 6,467         | 100                                      | 11,226        | 712          | 152,326                     |  |
| Deceased OFs <sup>[3]</sup> |                                |                | 9                              | 2,721          |                                 |                |                                    |               |  |               | 9            | 2,721                       |  |

| ROFs      | SEAPORTS              |            |                     |            |                      |            |                       |            |                                      |            |                      |            |
|-----------|-----------------------|------------|---------------------|------------|----------------------|------------|-----------------------|------------|--------------------------------------|------------|----------------------|------------|
|           | MANILA <sup>[2]</sup> |            | CEBU <sup>[2]</sup> |            | SUBIC <sup>[2]</sup> |            | BATAAN <sup>[2]</sup> |            | TAWI-TAWI / ZAMBOANGA <sup>[2]</sup> |            | DAVAO <sup>[2]</sup> |            |
|           | Now                   | Cumulative | Now                 | Cumulative | Now                  | Cumulative | Now                   | Cumulative | Now                                  | Cumulative | Now                  | Cumulative |
|           | <b>SUBTOTAL</b>       | <b>94</b>  | <b>47,935</b>       | -          | <b>119</b>           | -          | <b>453</b>            | -          | <b>697</b>                           | -          | <b>1986</b>          | -          |
| OFWs      | 94                    | 47,935     | -                   | 119        | -                    | 453        | -                     | 697        | -                                    | 1986       | -                    | 8          |
| Sea Based | 94                    | 47,935     | -                   | 119        | -                    | 453        | -                     | 697        | 0                                    | 1986       | -                    | 8          |

Sources: 1) OSS Report as of 11 February 2021, 2) BOQ Report No. 268 as of 12 February 2021, and 3) BOQ Report No. 211 re Deceased OFs as of 12 February 2021

### TESTING (9 May 2020 - 31 January 2021)

| ROFs                          | AIRPORTS            |                |            |                |            |                |                                    |               |  |               |     | GRAND TOTAL OF TESTED ROFs |  |
|-------------------------------|---------------------|----------------|------------|----------------|------------|----------------|------------------------------------|---------------|--|---------------|-----|----------------------------|--|
|                               | NAIA <sup>[1]</sup> |                |            |                |            |                | CLARK INTL. AIRPORT <sup>[1]</sup> |               | MACTAN-CEBU INTL. AIRPORT <sup>[1]</sup> |               |     |                            |  |
|                               | Terminal 1          |                | Terminal 2 |                | Terminal 3 |                |                                    |               |  |               |     |                            |  |
|                               | Now                 | Cumulative     | Now        | Cumulative     | Now        | Cumulative     | Now                                | Cumulative    | Now                                      | Cumulative    | Now |                            |  |
| <b>SUBTOTAL</b>               | -                   | <b>193,297</b> | -          | <b>270,090</b> | -          | <b>186,044</b> | -                                  | <b>67,026</b> | -  | <b>42,925</b> | -   | <b>810,134</b>             |  |
| <b>RT-PCR (Viral Test)</b>    |                     |                |            |                |            |                |                                    |               |  |               |     |                            |  |
| Conducted by PCG              | -                   | 170,310        | -          | 210,044        | -          | 161,860        | -                                  | 67,026        | -  | 42,925        | 0   | 700,938                    |  |
| Arranged by LMA               | -                   | 2,256          | -          | 2,011          | -          | -              | -                                  | -             | -  | -             | 0   | 4,267                      |  |
| Arranged by Marikina LGU      | -                   | 20             | -          | 27             | -          | 44             | -                                  | -             | -  | -             | 0   | 91                         |  |
| Arranged by Pampanga LGU      | -                   | 907            | -          | 1,747          | -          | 592            | -                                  | -             | -  | -             | 0   | 3,246                      |  |
| Conducted by PAGSS / PADL     | -                   | 19,804         | -          | -              | -          | 23,548         | -                                  | -             | -  | -             | 0   | 43,352                     |  |
| Conducted by PAL / Detoxicare | -                   | -              | -          | 56,261         | -          | -              | -                                  | -             | -  | -             | 0   | 56,261                     |  |

| ROFs                       | SEAPORTS              |            |                     |            |                      |            |                       |            |                                      |            |                      |            |
|----------------------------|-----------------------|------------|---------------------|------------|----------------------|------------|-----------------------|------------|--------------------------------------|------------|----------------------|------------|
|                            | MANILA <sup>[2]</sup> |            | CEBU <sup>[2]</sup> |            | SUBIC <sup>[2]</sup> |            | BATAAN <sup>[2]</sup> |            | TAWI-TAWI / ZAMBOANGA <sup>[2]</sup> |            | DAVAO <sup>[2]</sup> |            |
|                            | Now                   | Cumulative | Now                 | Cumulative | Now                  | Cumulative | Now                   | Cumulative | Now                                  | Cumulative | Now                  | Cumulative |
|                            | <b>SUBTOTAL</b>       | -          | <b>47,504</b>       | -          | <b>119</b>           | -          | <b>453</b>            | -          | <b>697</b>                           | <b>0</b>   | <b>1986</b>          | -          |
| <b>RT-PCR (Viral Test)</b> |                       |            |                     |            |                      |            |                       |            |                                      |            |                      |            |
| Conducted by PCG           | -                     | 47,504     | -                   | 119        | -                    | 453        | -                     | 697        | 0                                    | 1986       | -                    | 8          |

Sources: 1) OSS Report as of 31 January 2021, and 2) BOQ Report No. 258 as of 2 February 2021

Note: Figures from previous reports may differ due to data verification process.

### 5TH DAY SWABBING OPERATIONS (23 January - 10 February 2021)

| Agency                     | AIRPORTS   |            |            |            |          |            |                            |               |
|----------------------------|------------|------------|------------|------------|----------|------------|----------------------------|---------------|
|                            | NAIA       |            | CLARK      |            | CEBU     |            | GRAND TOTAL OF TESTED ROFs |               |
|                            | Now        | Cumulative | Now        | Cumulative | Now      | Cumulative |                            |               |
| <b>SUBTOTAL</b>            | <b>587</b> |            | <b>441</b> |            | <b>0</b> |            | <b>1,028</b>               | <b>27,000</b> |
| <b>RT-PCR (Viral Test)</b> |            |            |            |            |          |            |                            |               |
| PCG                        | TBC        |            | 0          |            | 0        |            | 0                          | 17,183        |
| BOQ                        | 0          |            | 420        |            | 0        |            | 420                        | 4,105         |
| DETOXICARE                 | 346        |            | 0          |            | 0        |            | 346                        | 2,297         |
| PADL                       | 241        |            | 21         |            | 0        |            | 262                        | 2,350         |
| PRIMECARE                  | 0          |            | 0          |            | 0        |            | 0                          | 1,055         |

Sources: 1) OSS Report as of 11 February 2021

Note: Figures from previous reports may differ due to data verification process.





Republic of the Philippines  
 INTER-AGENCY TASK FORCE  
 FOR THE MANAGEMENT OF EMERGING INFECTIOUS DISEASE  
 NATIONAL TASK FORCE COVID19



**Task Group on Management of Returning Overseas Filipinos**

TG-MROF Daily Report as of 13 February 2021

**QUARANTINE**

| ROFs in TREATMENT AND MONITORING FACILITIES |                    |            |          |       |           |            |        |            | ROFs in ACCOMMODATION ESTABLISHMENTS (AEs) |          |
|---|--------------------|------------|----------|-------|-----------|------------|--------|------------|--|----------|
| No. of QFs                                  | Confirmed Positive |            | Admitted |       | Recovered |            | Deaths |            | No. of AEs                                 | NON-OFWs |
|   | Now                | Cumulative | Now      | Total | Now       | Cumulative | Now    | Cumulative |  |          |
| 14  | 20                 | 13,297     | 5        | 212   | 15        | 13,076     | -      | 8          | 2  | 243      |

Sources: 1) BOQ report No. 262 as of 12 February 2021  
 Note: Figures from previous reports may differ due data verification process

**Balik Probinsya**

| ROFs Assisted thru their destination | Mode of Transportation |                |                    | GRAND TOTAL |
|--------------------------------------|------------------------|----------------|--------------------|-------------|
|                                      | Air (NAIA T2)[1]       | Land (PITX)[2] | Sea (N. HARBOR)[3] |             |
|                                      | Cumulative             | Cumulative     | Cumulative         |             |
|                                      | 228,616                | 188,973        | 75,449             | 493,038     |

Source: 1) OSS Report as of 11 February 2021, 2) PITX Report (Uwian Na Program) as of 12 February 2021, and 3) DOTR (Hatid Tulong Program) Report as of 06 February 2021.  
 Note: Figures from previous reports may differ due data verification process.

**ASSISTANCE**

| KINDS  | TOTAL ROFs ASSISTED |
|--|---------------------|
| <b>Hatid - Sundo</b><br><i>(Free transportation from ports to hotel and vice-versa)</i>                            | 269,495             |
| <b>OFW Kalinga</b><br><i>(Free food and accommodation to stranded OFW returnees)</i>                               | 430,560             |
| <b>Tulong Marino</b><br><i>(Free food packs for locally stranded seafarers)</i>                                    | 7,123               |
| <b>Assistance to stranded OFWs in the Regions</b><br><i>(Provided with food, accommodation and transportation)</i> | 19,467              |

Source: OWWA Monitoring Reports as of 10 February 2021

**Remains of DECEASED OFs**

| COUNTRY              | COUNTRY OF REGION |            | CAUSE OF DEATH |            |
|----------------------|-------------------|------------|----------------|------------|
|                      | NOW               | CUMULATIVE |                | CUMULATIVE |
| <b>TOTAL</b>         | 9                 | 2,721      |                | 2,721      |
| Saudi Arabia         | 0                 | 798        | COVID-19       | 377        |
| USA                  | 0                 | 285        | NON-COVID-19   | 2,344      |
| United Arab Emirates | 0                 | 142        |                |            |
| Qatar                | 0                 | 67         |                |            |
| Kuwait               | 0                 | 51         |                |            |
| Others               | 9                 | 1,378      |                |            |

Source: BOQ Report No. 211 re Deceased OFs as of 12 February 2021  
 Note: Figures from previous reports may differ due data verification process

**Red Flagged Countries**

| Country      | Period                         | Country             | Period                       |                             |
|--------------|--------------------------------|---------------------|------------------------------|-----------------------------|
| Australia    | Dec. 29, 2020<br>Jan. 31, 2021 | Pakistan            | Dec. 29, 2020- Jan. 31, 2021 |                             |
| Canada       |                                | Jamaica             |                              |                             |
| Denmark      |                                | Luxembourg          |                              |                             |
| France       |                                | Oman                |                              |                             |
| Germany      |                                | PR China            |                              |                             |
| Hongkong     |                                | USA                 | January 2- 31, 2021          |                             |
| Iceland      |                                | Singapore           | January 8-31, 2021           |                             |
| Ireland      |                                | Brazil              |                              |                             |
| Israel       |                                | Finland             |                              |                             |
| Italy        |                                | India               |                              |                             |
| Japan        |                                | Jordan              |                              |                             |
| Lebanon      |                                | Norway              |                              |                             |
| Netherlands  |                                | Portugal            |                              |                             |
| South Korea  |                                | Austria             |                              | January 10-31, 2021         |
| South Africa |                                | UK                  |                              | Dec. 22, 2020-Jan. 31, 2021 |
| Spain        | UAE                            | January 17-31, 2021 |                              |                             |
| Sweden       | Hungary                        |                     |                              |                             |
| Switzerland  |                                |                     |                              |                             |

Source: Memo from the E.S. OP dated Jan 5, 8, 12 and 15 2021

**Returning Filipinos from SABAH**

| Total No of Filipinos From Sabah from Sabah for Transfer (per letter from Sabah dated 09 June 2020) | Total No of Filipinos from Sabah Transferred (as of 01 September 2020) | Remaining No of Filipinos in Sabah for Transfer (as of 01 September) |
|---|--|--|
| 5,300   | 1,963  | 3,337  |

| BATCH        | DATE OF TRANSFER   | TOTAL NO. OF RETURNEES |
|--------------|--------------------|------------------------|
| First Batch  | July 03, 2020      | 394                    |
| Second Batch | July 28, 2020      | 390                    |
| Third Batch  | August 12, 2020    | 400                    |
| Fourth Batch | August 27, 2020    | 379                    |
| Fifth Batch  | September 23, 2020 | 400                    |
|              | <b>Total</b>       | <b>1,963</b>           |

Source: TG-MROF Secretariat as of 30 September 2020 (5th batch of REFs arrived on 24 September 2020)  
 Note: Figures from previous reports may differ due data verification process.

|  |  |   |
|--|--|---|
| Prepared by:<br><b>MS. JAMELAH KAY L JOSE</b><br>Duty Blah | Reviewed by:<br><b>MR. MARVIN T MANZANO</b><br>Officer | Approved by:<br><b>(SGD) DIR. BERNARDO RAFAEL TORALE JANDRO IV, CESO IV</b><br>Head |
|--|--|---|



Republic of the Philippines  
Inter-Agency Task Force  
FOR THE MANAGEMENT OF EMERGENCY INFECTIOUS DISEASE  
NATIONAL TASK FORCE COVID-19

**Task Group on Management of Returning Overseas Filipinos**

**NARRATIVE REPORT  
13 February 2021**

ACTIONS TAKEN: Management of Returning Overseas Filipinos (MROF)

The Task Group on Management of Returning Overseas Filipinos (TG-MROF) was created by the National Incident Command-National Task Force COVID 19 to solely cater to the medical and social needs of Returning Overseas Filipinos (ROFs). The TG-MROF in coordination with various government agencies, private entities, and other task groups created to respond with the prevailing crisis, regional task units, and local government agencies that are task to facilitate the safe return of the ROFs back to their home provinces.

**Members:** DND, DOTr, DOLE, DILG, DFA, DOT, DSWD, DOH, OCD, OWWA, BOQ, CAAP, MARINA, PCG, PNP and AFP

**ARRIVALS:** As of 11 February 2021, a total of 841,388 Returning Overseas Filipinos (ROFs) arrived at the NAIA Terminals 1, 2, and 3, Clark International Airport, Mactan-Cebu International Airport, South Harbor, Subic, Bataan, and Zamboanga Port. Of which, 396,987 are land-based OFWs, 289,354 are sea-based OFWs and 152,326 are Non-OFWs.

A total of 2,721 deceased OFs had arrived in the country from 01 July – 12 February 2021. Of which, 377 died due to COVID-19.

**TESTING:** From May 9, 2020 to 31 January 2021, a total of 810,134 ROFs were tested thru RT-PCR.

**5<sup>TH</sup> DAY OF SWABBING:** As of 11 February 2021, a total of 27,000 Returning Overseas Filipinos (ROFs) were tested thru RT-PCR on the 5<sup>th</sup> day of their quarantine period. Of which, 17,193 were tested by PCG, 4,105 were tested by BOQ, 2,297 were tested by Detoxicare, 2,350 were tested by PADL, and 1,055 were tested by PrimeCare.

**QUARANTINE:** As of 11 February 2021, a total of 13,297 ROFs were confirmed positive with COVID-19. Of which, 212 are admitted at 14 quarantine facilities, 13,076 were able to recover and 8 died.

As of 31 December 2020, a total of 243 Non-OFWs under quarantine in 2 Accommodation Establishments (AEs) in Batangas.

**DEPARTURES:** As of 12 February 2021, TG-MROF was able to assist 493,038 ROFs back to their home provinces. Of which, 188,973 were assisted by land, 228,616 by air, and 75,449 by sea.

**ASSISTANCE:** As of 10 February 2021, a total of 726,645 OFWs were assisted thru OWWA. Of which, 269,495 were assisted through the "Hatid-sundo" Program, 430,560 through the "OFW Kalinga" Program, 7,123 were assisted through the "Tulong Marino" Program and 19,467 assistances to stranded OFWs in the region.

**RETURNING FILIPINOS (REFs) from SABAH:** As of 30 September 2020, a total of 1,963 REFs from Sabah arrived in the country and were assisted to go back in their home provinces.

**TRAVEL BANNED COUNTRIES:** As of 15 January 2021, Philippines bans entry by foreign nationals from 35 countries due to concerns over COVID-19 variant.

Prepared by:

  
MS. JAMELAH KAY L. JOSE  
Duty Staff

Reviewed by:

  
MR MARVIN T. MANZANO  
Officer

Approved by:

(SGD) DIR. BERNARDO RAFAELITO R. ALEJANDRO IV, CESO IV  
Head