

Situational Report No. 28 for Typhoon "ODETTE" (2021)

10 January 2022, 8:00 AM

PRE-EMPTIVE EVACUATION



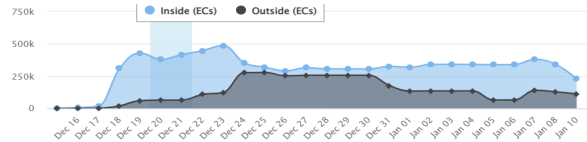
AFFECTED POPULATION



STATUS OF EVACUATION



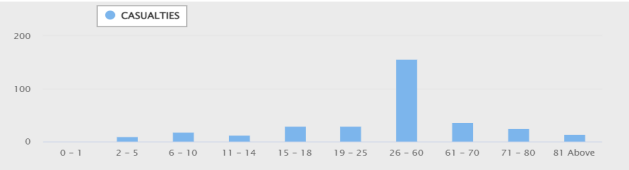
DISPLACEMENT TREND



CASUALTIES



BREAKDOWN OF CASUALTIES PER SEX AND AGE GROUP



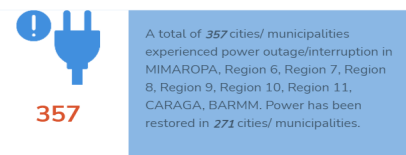
RELATED INCIDENTS



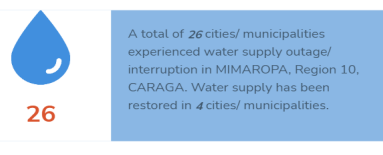
STATUS OF LIFELINES



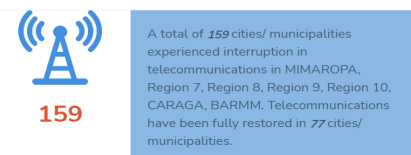
Power



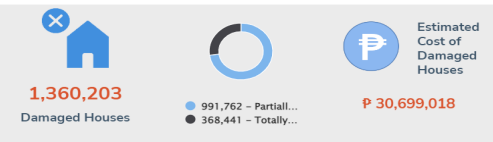
Water Supply



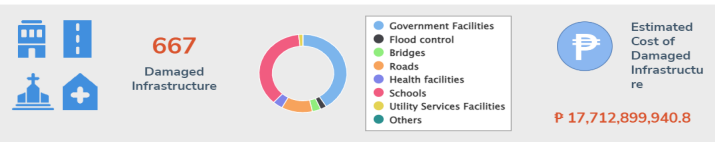
Communication Lines




DAMAGED HOUSES



DAMAGE TO INFRASTRUCTURE



DAMAGE TO AGRICULTURE



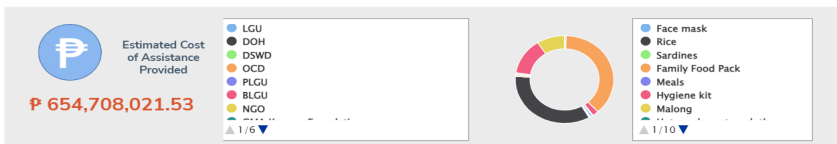
STATE OF CALAMITY

A total of **354** cities/municipalities in MIMAROPA, Region 6, Region 8, CARAGA had declarations of State of Calamity

SUSPENSION OF CLASS AND WORK



ASSISTANCE PROVIDED





REPUBLIC OF THE PHILIPPINES
NATIONAL DISASTER RISK REDUCTION AND MANAGEMENT COUNCIL

National Disaster Risk Reduction and Management Center, Camp Aguinaldo, Quezon City, Philippines

Situational Report for TC ODETTE (2021)

SitRep No. 28 for Typhoon ODETTE (2021)

January 10, 2022 08:00 am

Typhoon "ODETTE" Landfalls:

1:30 PM, 16 December 2021 in Siargao Island, Surigao del Norte
3:10 PM, 16 December 2021 in Cagdianao, Dinagat Islands
4:50 PM, 16 December 2021 in Liloan, Southern Leyte
5:40 PM, 16 December 2021 in Padre Burgos, Southern Leyte
6:30 PM, 16 December 2021 in Pres Carlos Garcia, Bohol
7:30 PM, 16 December 2021 in Bien Unido, Bohol
10:00 PM, 16 December 2021 in Carcar, Cebu
12:00 AM, 17 December 2021 in La Libertad, Negros Oriental
5:00 PM, 17 December 2021 in Roxas, Palawan.

14 December 2021

At 11:00 PM, Severe Tropical Storm "RAI" entered the PAR and was named "ODETTE". It has a maximum sustained winds of 100 km/h near the center, gustiness of up to 125 km/h, and central pressure of 985 hPa, moving West Northwestward at 15 km/h.

Tropical Cyclone Warning Signal (TCWS) No. 1 was issued over the southeastern portion of Eastern Samar; Dinagat Islands, the eastern portion of Surigao del Norte including Siargao and Bucas Grande Islands, and the northern portion of Surigao del Sur.

15 December 2021

At 5:00 AM, "ODETTE" slightly intensifies and is nearing Typhoon category in strength. It has a maximum sustained winds of 110 km/h near the center, gustiness of up to 135 km/h, and central pressure of 980 hPa, moving West Northwestward at 25 km/h.

TCWS No. 1 was raised over Northern Samar, Eastern Samar, Samar, Biliran, Leyte, Southern Leyte, Bohol, and the northern and central portions of Cebu including Bantayan and Camotes Islands, Dinagat Islands, Surigao del Norte, Surigao del Sur, Agusan del Norte, Agusan del Sur, Camiguin, and the eastern portion of Misamis Oriental.

At 8:00 AM, "ODETTE" intensifies into a typhoon as it moves westward over the Philippine Sea east of Mindanao. It has a maximum sustained winds of 120 km/h near the center, gustiness of up to 150 km/h, and central pressure of 975 hPa.

TCWS No. 2 was issued over the eastern portion of Surigao del Norte and Surigao del Sur.

TCWS No. 1 was issued over Sorsogon, Masbate including Ticao Island, the southern portion of Romblon, Eastern Samar, Northern Samar, Samar, Leyte, Biliran, Southern Leyte, Bohol, Cebu, Negros Oriental, Negros Occidental, Siquijor, Iloilo, Capiz, Aklan, Antique, Guimaras, Agusan del Sur, Agusan del Norte, the rest of Surigao del Norte, Dinagat Islands, the northern portion of Bukidnon, Misamis Oriental, Camiguin, the northern portion of Misamis Occidental, and the northern portion of Zamboanga del Norte, Agusan del Sur, Agusan del Norte, the rest of Surigao del Norte, Dinagat Islands, the northern portion of Bukidnon, Misamis Oriental, Camiguin, the northern portion of Misamis Occidental, and the northern portion of Zamboanga del Norte.

At 4:00 PM, TY "ODETTE" further intensified while moving westward over the Philippine Sea.

As of 7:00 PM, the center of TY "ODETTE" was estimated based on all available data at 535 km East of Surigao City, Surigao del Norte or 445 km East of Hinatuan, Surigao del Sur.

As of 11:00PM, TY "ODETTE" was estimated at 470 km East of Surigao City, Surigao del Norte. TCWS No. 3 was issued over Dinagat Islands, Surigao del Norte, the northern portion of Agusan del Norte, and the northern portion of Surigao del Sur.

TCWS No. 2 was issued over the southeastern portion of Masbate, the central and southern portions of Eastern Samar, the central and southern portions of Samar, Biliran, Leyte, Southern Leyte, Cebu, Bohol, Negros Oriental, Siquijor, Negros Occidental, Guimaras, and the eastern portion of Iloilo, the rest of Surigao del Sur, the rest of Agusan del Norte, Agusan del Sur, the northern portion of Bukidnon, the eastern and central portions of Misamis Oriental, and Camiguin

TCWS No. 1 was issued over Catanduanes, Camarines Sur, Albay, Sorsogon, the rest of Masbate including Ticao and Buriyas Islands, Marinduque, Romblon, the southern portion of Quezon, the southern portion of Batangas, Oriental Mindoro, Occidental Mindoro, and the northern and central portions of Palawan, including Calamian, Cagayancillo and Cuyo Islands, Northern Samar, the rest of Eastern Samar, the rest of Samar, Aklan, Antique, Capiz, and the rest of Iloilo, the northern portion of Davao Oriental, the northern portion of Davao de Oro, the northern portion of Davao del Norte, the rest of Misamis Oriental, Misamis Occidental, the central portion of Bukidnon, the northern portion of Lanao del Norte, the northern portion of Lanao del Sur, the northern portion of Zamboanga del Norte, and the northern portion of Zamboanga del Sur.

16 December 2021

At 2:00 AM, TY "ODETTE" maintained its strength as it approached the waters off to the east of CARAGA region.

At 8:00 AM, "ODETTE" rapidly intensified as it continued to approach the vicinity of Dinagat Islands and Siargao-Bucas Grande Islands. It has maximum sustained winds of 165 km/h near the center, gustiness of up to 205 km/h, and central pressure of 950 hPa.

At 11:00 AM, TY "ODETTE" intensified further as it endangered the Bucas Grande-Siargao Islands and Dinagat Islands.

TCWS No. 4 was issued over Southern Leyte, and the eastern portion Bohol, Dinagat Islands, Surigao del Norte including Siargao and Bucas Grande Islands.

TCWS No. 3 was issued the southern portion of Leyte, the southern and central portions of Cebu, the rest of Bohol, Negros Oriental, Siquijor, the southern and central portions of Negros Occidental, and Guimaras, northern portion of Agusan del Norte, and the northern portion of Surigao del Sur.

TCWS No. 2 was issued over the southern portion Albay, Sorsogon, Masbate including Ticao and Buriyas Islands, Romblon, the central and southern portions of Oriental Mindoro, the central and southern portions of Occidental Mindoro Palawan, Northern Samar, Eastern Samar, Samar, Biliran, the rest of Leyte, the rest of Cebu, the rest of Negros Occidental, Iloilo, Capiz, Aklan, and Antique, the rest of Surigao del Sur, Agusan del Sur, the rest of Agusan del Norte, the extreme northern portion of Zamboanga del Norte, the extreme northern portion of Zamboanga del Sur, Misamis Occidental, the northern portion of Lanao del Norte, Misamis Oriental, Camiguin, the northern portion of Bukidnon and the northern portion of Lanao del Sur.

TCWS No. 1 was issued over Catanduanes, Camarines Norte, Camarines Sur, the rest of Albay, Marinduque, the southern portion of Quezon, Batangas, the rest of Oriental Mindoro, the rest of Occidental Mindoro, the rest of mainland Palawan including Balabac and Kalayaan Islands, The northern portion of Davao Oriental, the northern portion of Davao de Oro, the northern portion of Davao del Norte, the rest of Bukidnon, the rest of Lanao del Norte, the rest of Lanao del Sur, the rest of northern portion of Zamboanga del Norte, the rest of northern portion of Zamboanga del Sur, and the northern portion of Zamboanga Sibugay.

At 8:00 PM, TY "ODETTE" slightly weakened while traversing the northern portion of Bohol. At 10:00 PM, "ODETTE" further weakened and made landfall in the vicinity of Carcar, Cebu. It has maximum sustained winds of 175 km/h near the center, gustiness of up to 240 km/h, and central pressure of 935 hPa.

17 December 2021

As of 1:00 AM, the center of the eye of Typhoon "ODETTE" was located in the vicinity of Ilog, Negros Occidental with

Maximum sustained winds of 175 km/h near the center, gustiness of up to 240 km/h, and central pressure of 935 hPa.

Tropical Cyclone Wind Signal No. 4 was issued in the northern portion of Negros Oriental, and the southern portions of Negros Occidental

TCWS No. 3 was reissued in the northern portion of Palawan including Cagayancillo and Cuyo Islands, the rest of Negros Oriental, the central portion of Negros Occidental, the southern portion of Cebu, Guimaras, the southern portion of Iloilo, and the southern portion of Antique.

TCWS No. 2 was issued in Sorsogon, Masbate including Ticao and Burias Islands, Romblon, Oriental Mindoro, Occidental Mindoro, and the rest of Palawan including Calamian and Kalayaan Islands, the western portion of Northern Samar, Samar, Biliran, Leyte, the western portion of Southern Leyte, the rest of Negros Occidental, the rest of Cebu including Camotes and Bantayan Islands, Bohol, and Siquijor, the extreme northern portion of Zamboanga del Norte and the northern portion of Misamis Occidental.

TCWS No. 1 was issued in Catanduanes, Camarines Norte, Camarines Sur, Albay, Marinduque, the southern portion of Quezon and Batangas, the rest of Northern Samar, Eastern Samar, and the rest of Southern Leyte, Dinagat Islands, Surigao del Norte, the northern portion of Surigao del Sur, Agusan del Norte, the northern portion of Agusan del Sur, Misamis Oriental, Camiguin, the northern portion of Bukidnon, Lanao del Norte, the rest of Misamis Occidental, the northern portion of Lanao del Sur, the rest of northern portion of Zamboanga del Norte, the northern portion of Zamboanga del Sur, and the northern portion of Zamboanga Sibugay.

At 1:00 PM, the center of the eye of Typhoon "ODETTE" was located 130 km Southwest of Cuyo, Palawan or 155 km East Northeast of Puerto Princesa City, Palawan.

TCWS No. 3 was raised in the northern portion of Palawan including Cagayancillo and Cuyo Islands.

TCWS No. 2 was raised over southern portion of Oriental Mindoro, the southern portion of Occidental Mindoro, and the central portion of Palawan including Kalayaan and Calamian; Visayas - the southwestern portion of Negros Occidental, Antique, the northwestern and western portions of Aklan, the southwestern portion of Capiz, the central and southern portions of Iloilo, and Guimaras

TCWS No. 1 was also raised in Batangas, the southeastern portion of Quezon, Marinduque, Masbate, and Romblon; Visayas in the western portion of Bohol, Siquijor, Cebu including Bantayan Islands, the rest of Negros Occidental, Negros Oriental, the rest of Capiz, the rest of Iloilo, and the rest of Aklan; and Mindanao - the northern portion of Zamboanga del Norte, and the northern portion of Misamis Occidental.

Tropical Cyclone Wind Signals hoisted in areas that are no longer listed herein were lifted.

At 4:00 PM, the center of the eye of Typhoon "ODETTE" was located based on all available data over the coastal waters of San Vicente, Palawan with Maximum sustained winds of 150 km/h near the center, gustiness of up to 205 km/h, and central pressure of 960 hPa.

At 5:00 PM, "ODETTE" weakened slightly and made landfall over Roxas, Palawan.

TCWS No. 3 was raised in the northern portion of Palawan, No. 2 in the central portion of Palawan including Kalayaan, Calamian, Cuyo, and Cagayancillo Islands, and No. 1 in Luzon particularly in Oriental Mindoro, Occidental Mindoro, and the western portion of Romblon, and the rest of Palawan; and Visayas in Aklan, Capiz, Iloilo, Antique, the western portion of Negros Occidental, and Guimaras.

At 7:00 PM, the center of the eye of Typhoon "ODETTE" was located over the coastal waters of San Vicente, Palawan or 85 km North of Puerto Princesa City moving Westward northwestward at 30 km/h with maximum sustained winds of 150 km/h near the center, gustiness of up to 205 km/h, and central pressure of 960 hPa.

TCWS No. 3 was raised in the northern portion of Palawan including Kalayaan Islands, No. 2 in the central portion of Palawan (Narra, Sofronio Española, Quezon, Aborlan, Rizal, Brooke's Point) including Calamian, Cuyo, and Cagayancillo Islands, and No. 1 over the rest of Palawan.

As of 10:00 PM, the center of the eye of Typhoon "ODETTE" was located 105 km Northwest of Puerto Princesa City, Palawan. At 11:00 PM, Typhoon "ODETTE" maintains its strength while moving towards the Kalayaan Islands.

TCWS No. 3 was raised in the northern portion of Palawan including Kalayaan Islands, No. 2 in the central portion of Palawan including Calamian Islands, and No. 1 to the rest of Palawan including Cuyo and Cagayancillo Islands

18 December 2021

At 2:00 AM, "ODETTE" decelerated while moving West Northwestward towards the Kalayaan Islands.

TCWS No. 3 was raised in the central portion of Palawan (Puerto Princesa City, San Vicente) including Kalayaan Islands, No. 2 in the northern and southern portions of Palawan including Calamian Islands, and No. 1 to the rest of Palawan including Cuyo and Cagayancillo Islands.

At 5:00 AM, Typhoon "ODETTE" maintains its strength and is now threatening the Kalayaan Islands.

TCWS No. 3 was still hoisted in Kalayaan Islands, No. 2 in the central portion of Palawan, and No. 1 over the rest of mainland Palawan including Calamian Islands.

Tropical Cyclone Wind Signals hoisted in areas that are no longer listed herein were lifted.

At 11:00 AM, "ODETTE" slightly intensified as it endangered the Kalayaan Islands.

TCWS No. 3 was raised in Kalayaan Islands and No. 1 in the western portion of Palawan (San Vicente, Puerto Prinsesa City, Aborlan, Quezon, Rizal, Taytay, and El Nido).

Tropical Cyclone Wind Signals hoisted in areas that are no longer listed herein were lifted.

At 12:40 PM, Typhoon "ODETTE" left the Philippine Area of Responsibility.

At 4:00PM, the center of the eye of Typhoon "ODETTE" was located over the coastal waters of Pag-asa Island, Kalayaan, Palawan (outside the PAR)

TCWS No. 3 remained hoisted in Kalayaan Islands and other TCWS was lifted.

At 10:00 PM, the center of the eye of Typhoon "ODETTE" was located 180 km Northwest of Pag-asa Island, Kalayaan, Palawan (outside the PAR).

At 11:00 PM, TCWS in Kalayaan Islands was downgraded to No. 2.

19 December 2021

Typhoon "ODETTE" continued to intensify over the West Philippine Sea.

At 4:00 AM, The center of the eye of Typhoon "ODETTE" was located at 320 km Northwest of Pag-asa Island, Kalayaan, Palawan (outside the PAR) with maximum sustained winds of 195 km/h near the center, gustiness of up to 240 km/h, and central pressure of 915 hPa.

TCWS in Kalayaan Islands downgraded to No. 1.

At 10:00 AM, the center of the eye of Typhoon "ODETTE" was located 430 km Northwest of Pag-asa Island, Kalayaan, Palawan (outside the PAR).

All Tropical Cyclone Wind Signals hoisted were lifted.

RELATED INCIDENTS

The following incidents were reported in some areas of Region 2, CALABARZON, MIMAROPA, Region 5, Region 6, Region 7, Region 8, Region 9, Region 10, Region 11, Region 12, CARAGA, BARMM, NCR.

| REGION | Fallen trees/toppled electric posts | Missing Fishermen | Drowning | Maritime Incident | Landslide (Rain-Induced) | Debris Flow | Flooded Areas | | | Electrical Post Fire / Busted Transformer | Busted Waterpipe | Structural Fire | Submerged Fishing Boats | Collapsed Structure | Disease Outbreak |
|-----------|-------------------------------------|-------------------|----------|-------------------|--------------------------|-------------|---------------|----------|----------|---|------------------|-----------------|-------------------------|---------------------|------------------|
| | | | | | | | Flooded | Subsided | Receding | | | | | | |
| Total | 37 | 1 | 5 | 1 | 28 | 1 | 0 | 84 | 11 | 2 | 1 | 1 | 1 | 3 | 4 |
| MIMAROPA | 34 | 1 | 5 | 1 | 12 | 1 | 0 | 19 | 0 | 2 | 1 | 1 | 1 | 0 | 0 |
| Region 5 | 0 | 0 | 0 | 0 | 0 | 0 | 0 | 16 | 0 | 0 | 0 | 0 | 0 | 0 | 0 |
| Region 6 | 0 | 0 | 0 | 0 | 0 | 0 | 0 | 6 | 0 | 0 | 0 | 0 | 0 | 0 | 0 |
| Region 8 | 3 | 0 | 0 | 0 | 10 | 0 | 0 | 0 | 0 | 0 | 0 | 0 | 0 | 0 | 0 |
| Region 9 | 0 | 0 | 0 | 0 | 0 | 0 | 0 | 0 | 0 | 0 | 0 | 0 | 0 | 3 | 0 |
| Region 11 | 0 | 0 | 0 | 0 | 1 | 0 | 0 | 0 | 0 | 0 | 0 | 0 | 0 | 0 | 0 |
| Region 12 | 0 | 0 | 0 | 0 | 0 | 0 | 0 | 21 | 0 | 0 | 0 | 0 | 0 | 0 | 0 |
| CARAGA | 0 | 0 | 0 | 0 | 4 | 0 | 0 | 16 | 11 | 0 | 0 | 0 | 0 | 0 | 4 |
| BARMM | 0 | 0 | 0 | 0 | 1 | 0 | 0 | 6 | 0 | 0 | 0 | 0 | 0 | 0 | 0 |

AFFECTED POPULATION

| | |
|--------------------------------|--|
| Affected Barangays | 5,887 |
| Affected Families | 1,807,532 |
| Affected Persons | 5,972,511 |
| No. of ECs | 1,207 |
| Displaced Families inside ECs | 60,736 |
| Displaced Persons inside ECs | 229,424 |
| Displaced Families outside ECs | 32,442 |
| Displaced Persons outside ECs | 112,030 |
| Affected Regions | MIMAROPA, Region 5, Region 6, Region 7, Region 8, Region 9, Region 10, Region 11, Region 12, CARAGA, BARMM |

CASUALTIES

| REGION | CONFIRMED | | | FOR VALIDATION | | | TOTAL REPORTED | | |
|--------------|-----------|---------|---------|----------------|---------|---------|----------------|---------|---------|
| | dead | injured | missing | dead | injured | missing | dead | injured | missing |
| TOTAL | 75 | 188 | 6 | 332 | 1073 | 60 | 407 | 1261 | 66 |
| MIMAROPA | 6 | 0 | 0 | 21 | 2 | 5 | 27 | 2 | 5 |
| Region 6 | 46 | 59 | 2 | 9 | 0 | 18 | 55 | 59 | 20 |
| Region 7 | 2 | 2 | 0 | 218 | 560 | 32 | 220 | 562 | 32 |
| Region 8 | 16 | 112 | 4 | 10 | 0 | 0 | 26 | 112 | 4 |
| Region 9 | 1 | 2 | 0 | 0 | 0 | 0 | 1 | 2 | 0 |
| Region 10 | 4 | 13 | 0 | 3 | 3 | 0 | 7 | 16 | 0 |
| CARAGA | 0 | 0 | 0 | 71 | 508 | 5 | 71 | 508 | 5 |

NOTE: The decreased in number of confirmed dead persons in Palawan (MIMAROPA) were due to validation and verification of MDM Cluster.

ROADS AND BRIDGES

| | NOT PASSABLE | | PASSABLE (previously reported as not passable) | |
|-------------|--------------|---------|--|---------|
| | ROADS | BRIDGES | ROADS | BRIDGES |
| GRAND TOTAL | 9 | 1 | 232 | 26 |
| MIMAROPA | 0 | 0 | 23 | 8 |
| Region 6 | 0 | 0 | 43 | 1 |
| Region 7 | 8 | 1 | 64 | 5 |
| Region 8 | 0 | 0 | 55 | 8 |
| Region 10 | 1 | 0 | 26 | 3 |
| CARAGA | 0 | 0 | 21 | 1 |

POWER

A total of 357 cities/municipalities experienced power interruption/outage. Of which, power supply in 271 cities/municipalities were already restored.

WATER SUPPLY

A total of 26 cities/municipalities experienced water supply interruption/outage. Of which, water supply in 4 cities/municipalities were already restored.

COMMUNICATION LINES

There are 159 areas in MIMAROPA, Region 7, Region 8, Region 9, Region 10, CARAGA, BARMM which are still experiencing communication outage/issues.

| Region | No of Areas | |
|-------------|-----------------------|------------------------------|
| | Without Communication | Restored Communication Lines |
| GRAND TOTAL | 159 | 77 |
| MIMAROPA | 3 | 34 |
| Region 7 | 1 | 0 |
| Region 8 | 1 | 1 |
| Region 9 | 71 | 0 |
| Region 10 | 2 | 5 |
| CARAGA | 41 | 0 |
| BARMM | 40 | 37 |

STATUS OF AIRPORTS

A total of 8 airports were reported non-operational. Of which, 6 ports were already resumed operations in MIMAROPA, Region 10, CARAGA.

STATUS OF FLIGHTS

A total of 25 domestic flights and 0 international flights were cancelled. Of which, 16 domestic flights and 0 international flights were already resumed.

STATUS OF SEAPORTS

A total of 129 ports were reported non-operational or have suspended trips. Of which, 83 ports resumed operations in CALABARZON, MIMAROPA, Region 5, Region 6, Region 7, Region 9, Region 10, CARAGA.

STRANDED PASSENGERS, ROLLING CARGOES, VESSELS, MBCAS

A total of 343 passengers, 143 rolling cargoes, 0 vessels, and 0 motorbancas were stranded in MIMAROPA, Region 6, Region 8, Region 9, Region 10, CARAGA.

DAMAGED HOUSES

A total of 1,360,203 damaged houses are reported in MIMAROPA, Region 6, Region 7, Region 8, Region 9, Region 10, Region 11, Region 12, CARAGA, BARMM.

| REGION | PARTIALLY | TOTALLY | TOTAL | AMOUNT (PHP) |
|-------------|-----------|---------|-----------|--------------|
| GRAND TOTAL | 991,762 | 368,441 | 1,360,203 | 30,699,018 |
| MIMAROPA | 50,765 | 34,419 | 85,184 | 0 |
| Region 6 | 210,222 | 54,495 | 264,717 | 0 |
| Region 7 | 509,814 | 156,356 | 666,170 | 0 |
| Region 8 | 119,228 | 56,497 | 175,725 | 0 |
| Region 9 | 103 | 136 | 239 | 0 |
| Region 10 | 5,978 | 772 | 6,750 | 30,249,018 |
| Region 11 | 0 | 2 | 2 | 0 |
| Region 12 | 0 | 1 | 1 | 0 |
| CARAGA | 95,592 | 65,750 | 161,342 | 0 |
| BARMM | 60 | 13 | 73 | 450,000 |

DAMAGE TO AGRICULTURE

Estimated cost of damage to agriculture of Php 10,963,193,349 was incurred in CALABARZON, MIMAROPA, Region 5, Region 6, Region 7, Region 8, Region 10, Region 11, Region 12, CARAGA.

| REGION | AFFECTED CROP AREA (Hectares) | NUMBER OF AFFECTED LIVESTOCK/POULTRY | COST OF DAMAGED TO FISHERIES | NUMBER OF AFFECTED AGRICULTURAL INFRASTRUCTURE/EQUIPMENT | COST OF DAMAGE (PHP) |
|-------------|-------------------------------|--------------------------------------|------------------------------|--|----------------------|
| GRAND TOTAL | 111,491.4989 | 1,554,266 | 1,688,125,943.01 | 6,186.2 | 10,963,193,349 |
| CALABARZON | 0 | 0 | 514,600 | 0 | 514,600 |
| MIMAROPA | 9,971.19 | 60,596 | 330,699,963 | 4,621 | 2,258,471,548.2 |
| Region 5 | 0 | 0 | 1,017,475 | 0 | 1,017,475 |
| Region 6 | 69,992.31 | 1,483,958 | 776,148,905.01 | 1,565.2 | 4,808,645,639.7 |
| Region 7 | 1,502 | 0 | 574,700,000 | 0 | 618,141,700 |
| Region 8 | 0 | 0 | 0 | 0 | 2,334,392,401 |
| Region 10 | 9,233.0659 | 691 | 5,045,000 | 0 | 170,580,152.29 |
| Region 11 | 1,191.76 | 0 | 0 | 0 | 18,830,585.79 |
| Region 12 | 455 | 0 | 0 | 0 | 10,203,400 |
| CARAGA | 19,146.173 | 9,021 | 0 | 0 | 742,395,847.02 |

DAMAGE TO INFRASTRUCTURE

Estimated cost of damage to infrastructure of Php 17,712,899,940.8 was incurred in MIMAROPA, Region 7, Region 8, Region 10, Region 12, CARAGA, BARMM.

| REGION | NUMBER OF DAMAGED INFRASTRUCTURE | COST OF DAMAGE (PHP) |
|-------------|----------------------------------|----------------------|
| GRAND TOTAL | 667 | 17,712,899,940.8 |
| MIMAROPA | 542 | 2,361,690,965.69 |
| Region 7 | 42 | 2,155,000,000 |
| Region 8 | 20 | 173,400,000 |
| Region 10 | 55 | 178,835,000 |
| Region 12 | 1 | 20,000,000 |
| CARAGA | 0 | 12,823,973,975.11 |
| BARMM | 7 | 0 |

SUSPENSION OF CLASSES AND WORK

Classes and work were suspended in the following regions:

| REGION | No of cities/municipalities | |
|-------------|-----------------------------|------|
| | CLASSES | WORK |
| GRAND TOTAL | 464 | 306 |
| MIMAROPA | 41 | 51 |

| | | |
|-----------|-----|-----|
| Region 6 | 5 | 14 |
| Region 7 | 145 | 0 |
| Region 8 | 143 | 143 |
| Region 9 | 71 | 39 |
| Region 10 | 28 | 6 |
| Region 11 | 26 | 13 |
| CARAGA | 5 | 39 |
| BARMM | 0 | 1 |

DECLARATION OF STATE OF CALAMITY

A total of 354 cities/municipalities were declared under the State of Calamity.

PRE-EMPTIVE EVACUATION

A total of 230,496 families or 808,409 persons were pre-emptively evacuated:

| REGION | No of Families | No. of Persons |
|-------------|----------------|----------------|
| GRAND TOTAL | 230,496 | 808,409 |
| MIMAROPA | 60,585 | 245,148 |
| Region 6 | 3,671 | 13,878 |
| Region 7 | 867 | 2,336 |
| Region 8 | 114,214 | 342,371 |
| Region 9 | 691 | 3,127 |
| Region 10 | 28,797 | 121,243 |
| CARAGA | 21,671 | 80,306 |

ASSISTANCE PROVIDED

The following assistance were provided to MIMAROPA, Region 6, Region 7, Region 8, Region 10, Region 11, CARAGA.

| | QTY | UNIT | AMOUNT (PHP) |
|------------------------------|------------|------|----------------|
| GRAND TOTAL | 688,642.39 | 0 | 654,708,021.53 |
| Face mask | 515 | 0 | 48,714.8 |
| Rice | 11,427.5 | 0 | 3,720,462.5 |
| Sardines | 80 | 0 | 1,520 |
| Family Food Pack | 446,330 | 0 | 246,026,765.27 |
| Meals | 300 | 0 | 30,000 |
| Hygiene kit | 12,737 | 0 | 13,252,770.21 |
| Malong | 1,480 | 0 | 435,110.4 |
| Hot meals, water, clothes | 0 | 0 | 0 |
| Mats | 2,100 | 0 | 484,000 |
| Blanket | 3,000 | 0 | 837,904 |
| Family Pack | 500 | 0 | 4,754,295 |
| Megaphone | 36 | 0 | 132,300 |
| Generator set | 11 | 0 | 158,878.72 |
| Alcohol | 418 | 0 | 38,516.2 |
| Face shield | 250 | 0 | 4,200 |
| Raincoat | 25 | 0 | 31,250 |
| Jerry Cans | 0 | 0 | 41,378.4 |
| Fuel | 9,810.89 | 0 | 593,047.31 |
| Burial Assistance | 2 | 0 | 20,000 |
| Assorted Drugs and Medicines | 0 | 0 | 65,138 |
| Hygiene Kit (refill) | 100 | 0 | 43,140 |

| | | | |
|--------------------------|--------|---|----------------|
| Heavy duty Cot beds | 45 | 0 | 78,750 |
| Trauma Kit | 12 | 0 | 150,000 |
| First Aid Kit | 80 | 0 | 64,238.4 |
| Hand Sanitizer Sterilium | 40 | 0 | 67,600 |
| Breastfeeding Kit | 65 | 0 | 26,780 |
| PPE set | 200 | 0 | 54,000 |
| Cadaver bags | 40 | 0 | 30,800 |
| Cotton | 6 | 0 | 990 |
| Doxycycline | 16 | 0 | 23,600 |
| Sleeping Kits | 1,765 | 0 | 2,124,586 |
| Financial | 26,047 | 0 | 225,290,055.84 |
| bottled water (500ml) | 28,280 | 0 | 169,680 |
| Body bags white | 0 | 0 | 17,160 |
| Cadaver bags black | 0 | 0 | 15,400 |
| Towel | 1,000 | 0 | 380,000 |
| Family Kit | 1,440 | 0 | 3,628,800 |
| AICS | 36 | 0 | 438,000 |
| NFIs | 766 | 0 | 125,100 |
| NFI | 654 | 0 | 623,200 |
| water | 10,512 | 0 | 767,180 |
| Kitchen Kits | 408 | 0 | 67,300 |
| Kitchen kits | 32 | 0 | 24,256 |
| Sleeping kits | 32 | 0 | 22,080 |
| without breakdown | 0 | 0 | 2,605,691 |
| Without breakdown | 0 | 0 | 87,332,458.02 |
| No breakdown | 0 | 0 | 59,860,925.46 |
| Canned Goods | 1,444 | 0 | 0 |
| Food | 7 | 0 | 0 |
| Cooking Oil | 1 | 0 | 0 |
| Canned goods | 60,000 | 0 | 0 |
| Noodles | 60,000 | 0 | 0 |
| Goods | 136 | 0 | 0 |
| Eco Bag | 20 | 0 | 0 |
| goods | 800 | 0 | 0 |
| Assorted goods | 3,020 | 0 | 0 |
| rice | 1,259 | 0 | 0 |
| Diesel | 75 | 0 | 0 |
| Genset | 5 | 0 | 0 |
| Used clothing | 4 | 0 | 0 |
| canned goods | 380 | 0 | 0 |
| noodles | 5 | 0 | 0 |
| Assorted canned goods | 0 | 0 | 0 |
| Sleeping gear | 40 | 0 | 0 |
| Assorted used clothes | 9 | 0 | 0 |
| Soap | 1 | 0 | 0 |
| assorted canned goods | 100 | 0 | 0 |
| Biscuits | 228 | 0 | 0 |
| old clothes | 10 | 0 | 0 |
| Frozen goods | 500 | 0 | 0 |

RELATED INCIDENTS

| REGION PROVINCE CITY/ MUNICIPALITY BARANGAY | | TYPE OF INCIDENT | DATE OF OCCURENCE | TIME OF OCCURENCE | DESCRIPTION | ACTIONS TAKEN | REMARKS | STATUS (for flooded areas) |
|---|-----|-------------------------------------|-------------------|-------------------|---|--|--|----------------------------|
| GRAND TOTAL | 183 | | | | | | | |
| MIMAROPA | 81 | | | | | | | |
| PALAWAN | 72 | | | | | | | |
| Cuyo | 2 | | | | | | | |
| Multiple | | Fallen trees/toppled electric posts | 17 December 2021 | 06:00 am | Due to the very strong winds (no rain) many trees in Cuyo were uprooted in various barangays. | | No reported damages to households or infrastructure. | |
| | | Fallen trees/toppled electric posts | 17 December 2021 | | Fallen trees in multiple areas, PAGASA wind detector has fallen | | | |
| San Vicente | 1 | | | | | | | |
| Sitio Panindigan, Poblacion | | Fallen trees/toppled electric posts | 17 December 2021 | 07:39 am | Strong winds uprooted a tree which caused one (1) partially damaged house. | MDRRMO responded to the household. | 1 Partially damaged household. No casualties. | |
| Aborlan | 2 | | | | | | | |
| | | Missing Fishermen | 18 December 2021 | 03:09 pm | On 18 Decemeber 2021, 3:09 PM, Five (5) fishermen sailed to the sea despite an active No Sail Policy effective 17 December 2021. They were reported missing afterwards. | PDRRMO Palawan coordinated with CGD Palawan during the Emergency PDRRMC Meeting conducted on 18 December 2021, 02:00 PM. | | |
| Apurawan | | Fallen trees/toppled electric posts | 20 December 2021 | | Unpassable roads due to fallen trees | Brgy Apurawan conducted clearing operations | | |
| Magsaysay | 2 | | | | | | | |
| | | Fallen trees/toppled electric posts | 17 December 2021 | | | | | |
| | | Fallen trees/toppled electric posts | 17 December 2021 | | Fallen trees in elementary school | | | |
| Roxas | 10 | | | | | | | |

| REGION PROVINCE CITY/ MUNICIPALITY BARANGAY | | TYPE OF INCIDENT | DATE OF OCCURENCE | TIME OF OCCURENCE | DESCRIPTION | ACTIONS TAKEN | REMARKS | STATUS (for flooded areas) |
|---|--|-------------------|-------------------|-------------------|--|--|---------|----------------------------|
| | | Drowning | 19 December 2021 | 09:50 am | On 19 December 2021, 9:40 AM, one (1) unidentified cadaver was found by the Roxas Bantay Dagat while conducting Search and Rescue Operation in the water vicinity of the municipality. Said cadaver is now at Solivio Funeral Homes. | Ongoing investigation by the Roxas Municipal Police Station on the possible identification of the found cadaver. | | |
| Purok 2, New Barbacan | | Maritime Incident | 17 December 2021 | 05:00 pm | On 19 December 2021, 5:00 PM, Roxas MPS received an information about a cadaver floating at the seashore of Purok 2, Brgy New Barbacan, Roxas, Palawan. Investigation revealed that on 17 December 2021, 5:00 PM, the victim together with his father and two (2) others went fishing and on their way home, strong winds hit their banca causing the victim and his co-fishermen to fall into the sea. Two (2) persons survived and in good condition, while 2 are still missing. Said cadaver is now at Solivio Funeral Homes. | MPS Roxas, Roxas Bantay Dagat, MDRRMO Roxas, and PDRRMO Palawan are still on retrieval operations to locate the two missing fishermen. | | |
| | | Drowning | 19 December 2021 | | On 19 December 2021, around 1:55 AM, Roxas MPS received an information about a cadaver floating within MOL 4 or 5 nautical miles from the shore of Roxas Feeder Port, Brgy 4, Roxas, Palawan. Upon verification, said cadaver was identified as a resident of Brgy Paly, Taytay, Palawan by his own brother. Said cadaver is now at Solivio Funeral Homes. | | | |

| REGION PROVINCE CITY/ MUNICIPALITY BARANGAY | | TYPE OF INCIDENT | DATE OF OCCURENCE | TIME OF OCCURENCE | DESCRIPTION | ACTIONS TAKEN | REMARKS | STATUS (for flooded areas) |
|---|--|--------------------------|-------------------|-------------------|---|---------------|------------------------------------|----------------------------|
| Purao Island | | Drowning | 19 December 2021 | 04:00 pm | On 19 December 2021, 4:00 PM, one (1) unidentified female cadaver was found at vicinity waters of Purao Island, Roxas, Palawan. Said cadaver was brought to Solivio Funeral Homes and believed to be one of the casualties during Typhoon Odette. | | | |
| Purao Island | | Drowning | 20 December 0021 | 01:35 am | On 20 December 2021, 1:35 AM, one (1) unidentified male cadaver, was found at vicinity waters of Purao Island, Roxas, Palawan. Said cadaver was brought to Solivio Funeral Homes and believed to be one of the casualties during Typhoon Odette. | | | |
| Purao Island | | Drowning | 20 December 2021 | 09:40 am | On 20 December 2021, 9:40 AM, one (1) unidentified male cadaver was found at vicinity waters of Purao Island, Roxas, Palawan. Said cadaver was brought to Solivio Funeral Homes and believed to be one of the casualties during Typhoon Odette. | | | |
| Tinitian | | Landslide (Rain-Induced) | 17 December 2021 | | Soil collapse - 20m width and approximately 60cu.m. at PPNR (S00030PW), K0083+700. | | Clearing operations still ongoing. | |
| Tinitian | | Landslide (Rain-Induced) | 17 December 2021 | | Soil collapse - 15m width and approximately 100cu.m. at PPNR (S00030PW), K0084+250 | | Clearing operations still ongoing. | |
| Tinitian | | Landslide (Rain-Induced) | 17 December 2021 | | Soil collapse - 25m width and approximately 90cu.m. at PPNR (S00030PW), K0084+250 | | Clearing operations still ongoing. | |

| REGION PROVINCE CITY/ MUNICIPALITY BARANGAY | | TYPE OF INCIDENT | DATE OF OCCURENCE | TIME OF OCCURENCE | DESCRIPTION | ACTIONS TAKEN | REMARKS | STATUS (for flooded areas) |
|---|----|--------------------------|-------------------|-------------------|--|---------------|------------------------------------|----------------------------|
| Tinitian | | Landslide (Rain-Induced) | 17 December 2021 | | Soil collapse - 50m width and approximately 250cu.m. at PPNR (S00030PW), K0086+450 | | | |
| Puerto Princesa | 54 | | | | | | | |
| Langogan | | Landslide (Rain-Induced) | 17 December 2021 | | Soil collapse - 20m width and approximately 72cu.m. at PPNR (S00030PW), K0081+300. | | Clearing operations still ongoing. | |
| Langogan | | Landslide (Rain-Induced) | 17 December 2021 | | Soil collapse - 20m width and approximately 100cu.m. at PPNR (S00030PW), K0082+100. | | Clearing operations still ongoing. | |
| Langogan | | Landslide (Rain-Induced) | 17 December 2021 | | Soil collapse - 40m width and approximately 90cu.m. at PPNR (S00030PW), K0082+150. | | Clearing operations still ongoing. | |
| Langogan | | Debris Flow | 17 December 2021 | | Debris Flow - floodwater with debris overflowing at the carriageway. Clogged canal due to debris | | Clearing operations still ongoing. | |
| Langogan | | Landslide (Rain-Induced) | 17 December 2021 | | Soil collapse - 20m width and approximately 90cu.m. at PPNR (S00030PW), K0082+260. | | Clearing operations still ongoing. | |
| Tagburos | | Flooded Areas | 17 December 2021 | | Chest level flooding near Toyota, Aplaya, Site, New Village, Brgy Tagburos | | Subsided on 20 December 2021 | Subsided |
| San Jose | | Flooded Areas | 17 December 2021 | | Knee level flooding in Cervantes Road II, Purok Masayahin, New-Market, Brgy San Jose | | Subsided on 20 December 2021 | Subsided |
| Irawan | | Flooded Areas | 17 December 2021 | | Chest level flooding in National Hwy, Irawan Bridge, Pagkakaisa and Purok Freedom, Brgy Irawan | | Subsided on 20 December 2021 | Subsided |
| Iwahig | | Flooded Areas | 17 December 2021 | | Knee level flooding in Purok Prutas, Sitio Bucana, Brgy Iwahig | | Subsided on 20 December 2021 | Subsided |

| REGION PROVINCE CITY/ MUNICIPALITY BARANGAY | | TYPE OF INCIDENT | DATE OF OCCURENCE | TIME OF OCCURENCE | DESCRIPTION | ACTIONS TAKEN | REMARKS | STATUS (for flooded areas) |
|---|--|-------------------------------------|-------------------|-------------------|---|--|-----------------------------------|----------------------------|
| San Manuel | | Flooded Areas | 17 December 2021 | | Waist level flooding in North National Hwy, Brgy San Manuel | | Subsided on 20 December 2021 | Subsided |
| Tinguiban | | Flooded Areas | 17 December 2021 | | Waist level flooding in Purok Huwaran, Kaac Bayan and Uja, Brgy Tinguiban | | Subsided on 20 December 2021 | Subsided |
| Sicsican | | Flooded Areas | 17 December 2021 | | Knee level flooding in Sitio Bantog and Rampano, Brgy Sicsican | | Subsided on 20 December 2021 | Subsided |
| Sta Monica | | Flooded Areas | 17 December 2021 | | Knee level flooding in NHA Ville, Brgy Sta Monica | | Subsided on 20 December 2021 | Subsided |
| Sta Lourdes | | Flooded Areas | 17 December 2021 | | Knee level flooding in Sitio Busngol, Brgy Sta Lourdes | | Subsided on 20 December 2021 | Subsided |
| Binduyan | | Landslide (Rain-Induced) | 17 December 2021 | | | | | |
| Concepcion | | Landslide (Rain-Induced) | 18 December 2021 | | | | Unpassable for 4-wheeled vehicles | |
| San Rafael | | Landslide (Rain-Induced) | 18 December 2021 | | | | Unpassable | |
| Mandaragat | | Fallen trees/toppled electric posts | 19 December 2021 | | | CDRRMO and Kilos Agad Action Center (KAAC) responded to the incident | | |
| Maunlad | | Fallen trees/toppled electric posts | 19 December 2021 | | | CDRRMO and KAAC responded to the incident | | |
| San Pedro | | Fallen trees/toppled electric posts | 17 December 2021 | | | CDRRMO, BFP, PCG, CED, DPWH, and KAAC responded to the incident | | |
| Iwahig | | Fallen trees/toppled electric posts | 17 December 2021 | | | PALECO and KAAC responded to the incident | | |
| Sta Monica | | Fallen trees/toppled electric posts | 17 December 2021 | | | PALECO and KAAC responded to the incident | | |
| Sicsican | | Fallen trees/toppled electric posts | 17 December 2021 | | | PALECO and KAAC responded to the incident | | |
| San Jose | | Fallen trees/toppled electric posts | 17 December 2021 | | | PALECO and KAAC responded to the incident | | |

| REGION PROVINCE CITY/ MUNICIPALITY BARANGAY | | TYPE OF INCIDENT | DATE OF OCCURENCE | TIME OF OCCURENCE | DESCRIPTION | ACTIONS TAKEN | REMARKS | STATUS (for flooded areas) |
|---|--|---|-------------------|-------------------|--|---|---------|----------------------------|
| San Carlos | | Fallen trees/toppled electric posts | 17 December 2021 | | | PALECO and KAAC responded to the incident | | |
| San Jose | | Electrical Post Fire / Busted Transformer | 17 December 2021 | | | PALECO and BFP responded to the incident | | |
| San Pedro | | Electrical Post Fire / Busted Transformer | 17 December 2021 | | | PALECO and BFP responded to the incident | | |
| San Pedro | | Busted Waterpipe | 17 December 2021 | | | | | |
| Concepcion | | Landslide (Rain-Induced) | 17 December 2021 | | Landslide near Tonying's Restaurant, Brgy Concepcion | | | |
| Pagkakaisa and San Miguel | | Structural Fire | 19 December 2021 | | Reported crude oil ignition and residential fire | BFP and Anti-Crime Task Force responded to the incident | | |
| San Isidro | | Submerged Fishing Boats | 17 December 2021 | | | Responded to by PCG personnel | | |
| Cabayugan | | Fallen trees/toppled electric posts | 17 December 2021 | | | CDRRMO, BFP, PCG, CED, DPWH, and KAAC responded to the incident | | |
| Iwahig | | Fallen trees/toppled electric posts | 17 December 2021 | | | CDRRMO, BFP, PCG, CED, DPWH, and KAAC responded to the incident | | |
| San Jose | | Fallen trees/toppled electric posts | 17 December 2021 | | | CDRRMO, BFP, PCG, CED, DPWH, and KAAC responded to the incident | | |
| Sicsican | | Fallen trees/toppled electric posts | 17 December 2021 | | | CDRRMO, BFP, PCG, CED, DPWH, and KAAC responded to the incident | | |
| Tagburos | | Fallen trees/toppled electric posts | 17 December 2021 | | | CDRRMO, BFP, PCG, CED, DPWH, and KAAC responded to the incident | | |
| Sta Lourdes | | Fallen trees/toppled electric posts | 17 December 2021 | | | CDRRMO, BFP, PCG, CED, DPWH, and KAAC responded to the incident | | |
| Irawan | | Fallen trees/toppled electric posts | 17 December 2021 | | | CDRRMO, BFP, PCG, CED, DPWH, and KAAC responded to the incident | | |

| REGION PROVINCE CITY/ MUNICIPALITY BARANGAY | | TYPE OF INCIDENT | DATE OF OCCURENCE | TIME OF OCCURENCE | DESCRIPTION | ACTIONS TAKEN | REMARKS | STATUS (for flooded areas) |
|---|--|-------------------------------------|-------------------|-------------------|---|---|------------------------------|----------------------------|
| Sta Monica | | Fallen trees/toppled electric posts | 17 December 2021 | | | CDRRMO, BFP, PCG, CED, DPWH, and KAAC responded to the incident | | |
| Bagong Silang | | Fallen trees/toppled electric posts | 17 December 2021 | | | CDRRMO, BFP, PCG, CED, DPWH, and KAAC responded to the incident | | |
| San Miguel | | Fallen trees/toppled electric posts | 17 December 2021 | | | CDRRMO, BFP, PCG, CED, DPWH, and KAAC responded to the incident | | |
| Tinguiban | | Fallen trees/toppled electric posts | 17 December 2021 | | | CDRRMO, BFP, PCG, CED, DPWH, and KAAC responded to the incident | | |
| Inagawan Sub | | Fallen trees/toppled electric posts | 17 December 2021 | | | CDRRMO, BFP, PCG, CED, DPWH, and KAAC responded to the incident | | |
| Bagong Sikat | | Fallen trees/toppled electric posts | 18 December 2021 | | | CDRRMO, BFP, PCG, CED, DPWH, and KAAC responded to the incident | | |
| | | Fallen trees/toppled electric posts | 18 December 2021 | | Fallen tree incident in Bonifacio St | CDRRMO, BFP, PCG, CED, DPWH, and KAAC responded to the incident | | |
| San Manuel | | Fallen trees/toppled electric posts | 18 December 2021 | | | CDRRMO, BFP, PCG, CED, DPWH, and KAAC responded to the incident | | |
| Bancao-Bancao | | Fallen trees/toppled electric posts | 18 December 2021 | | | CDRRMO, BFP, PCG, CED, DPWH, and KAAC responded to the incident | | |
| | | Fallen trees/toppled electric posts | 18 December 2021 | | Fallen tree incident in Abad Santos Ext. | CDRRMO, BFP, PCG, CED, DPWH, and KAAC responded to the incident | | |
| | | Fallen trees/toppled electric posts | 18 December 2021 | | Fallen tree incident in Salvacion to Lucbuan National Hwy | CDRRMO, BFP, PCG, CED, DPWH, and KAAC responded to the incident | | |
| | | Fallen trees/toppled electric posts | 17 December 2021 | | Fallen tree incidents in various locations in central business district | CDRRMO, BFP, PCG, CED, DPWH, and KAAC responded to the incident | | |
| South barangays | | Flooded Areas | 17 December 2021 | | Waist to chest level | | Subsided on 20 December 2021 | Subsided |

| REGION PROVINCE CITY/ MUNICIPALITY BARANGAY | | TYPE OF INCIDENT | DATE OF OCCURENCE | TIME OF OCCURENCE | DESCRIPTION | ACTIONS TAKEN | REMARKS | STATUS (for flooded areas) |
|---|----------|-------------------------------------|-------------------|-------------------|---|--------------------------------|------------------------------|----------------------------|
| Northeast barangays | | Flooded Areas | 17 December 2021 | | Flood waters immeasurable | | Subsided on 20 December 2021 | |
| Northwest barangays | | Flooded Areas | 17 December 2021 | | Waist to chest level | | Subsided on 20 December 2021 | |
| Southwest Barangays | | Flooded Areas | 17 December 2021 | | Waist to chest level | | Subsided on 20 December 2021 | |
| Rizal (Marcos) | 1 | | | | | | | |
| | | Fallen trees/toppled electric posts | | | | Clearing operations undertaken | | |
| ORIENTAL MINDORO | 9 | | | | | | | |
| Naujan | 7 | | | | | | | |
| San Andres | | Flooded Areas | 17 December 2021 | | Knee to waist deep flooding in Sitio 1, overspilling of ricefields and roads | | Subsided on 18 December 2021 | Subsided |
| Tagumpay | | Flooded Areas | 17 December 2021 | | Knee to waist deep flooding in Sitio Parasan, overspilling of ricefields and roads | | Subsided on 18 December 2021 | Subsided |
| Motoderazo | | Flooded Areas | 17 December 2021 | | Knee to waist deep flooding in Sitio Talon, overspilling of ricefields and roads | | Subsided on 18 December 2021 | Subsided |
| Bagong Buhay | | Flooded Areas | 17 December 2021 | | Knee to waist deep flooding in Sitio Sta Rita, Sitio San Juan, and Sitio 1, overspilling of ricefields and roads | | Subsided on 18 December 2021 | Subsided |
| Pinagsabangan I | | Flooded Areas | 17 December 2021 | | Knee to waist deep flooding in Sitio Malayarap, overspilling of ricefields and roads | | Subsided on 18 December 2021 | Subsided |
| Santiago | | Flooded Areas | 17 December 2021 | | Knee to waist deep flooding in Sitio Tabang Loob, Sitio Malalim na Sapa, Sitio Walang Umay, Sitio Kabilang Sapa, Sitio Tabang Labas, overspilling of ricefields and roads | | Subsided on 18 December 2021 | Subsided |
| Buhangin | | Flooded Areas | 17 December 2021 | | Knee to waist deep flooding in Sitios 1&2, overspilling of ricefields and roads | | Subsided on 18 December 2021 | Subsided |
| Baco | 2 | | | | | | | |

| REGION PROVINCE CITY/ MUNICIPALITY BARANGAY | | TYPE OF INCIDENT | DATE OF OCCURENCE | TIME OF OCCURENCE | DESCRIPTION | ACTIONS TAKEN | REMARKS | STATUS (for flooded areas) |
|---|----|------------------|-------------------|-------------------|---|---------------|------------------------------|----------------------------|
| Burbuli | | Flooded Areas | 17 December 2021 | | Above the knee flooding in barangay road | | Subsided on 18 December 2021 | Subsided |
| Alag | | Flooded Areas | 17 December 2021 | | Above the knee flooding in barangay road | | Subsided on 18 December 2021 | Subsided |
| REGION 5 | 16 | | | | | | | |
| CAMARINES SUR | 16 | | | | | | | |
| Del Gallego | 1 | | | | | | | |
| | | Flooded Areas | 17 December 2021 | | Mansalaya to Kinalangan Spillway, Mabini to Tomagoktok Spillway | | | Subsided |
| Canaman | 2 | | | | | | | |
| Haring | | Flooded Areas | 17 December 2021 | | | | | Subsided |
| San Juan | | Flooded Areas | 17 December 2021 | | | | | Subsided |
| Baao | 6 | | | | | | | |
| San Roque | | Flooded Areas | 17 December 2021 | | | | | Subsided |
| San Jose | | Flooded Areas | 17 December 2021 | | | | | Subsided |
| San Francisco | | Flooded Areas | 17 December 2021 | | | | | Subsided |
| San Nicolas | | Flooded Areas | 17 December 2021 | | | | | Subsided |
| San Ramon | | Flooded Areas | 17 December 2021 | | | | | Subsided |
| | | Flooded Areas | 17 December 2021 | | Sta. Elena, Nabua to Sagrada, Baao Spillway | | | Subsided |
| Buhi | 4 | | | | | | | |
| Sagrada Familia | | Flooded Areas | 17 December 2021 | | Sitio Penafrancia, Sagrada Familia Spillway | | | Subsided |
| Iraya | | Flooded Areas | 17 December 2021 | | | | | Subsided |
| San Buenaventura Poblacion | | Flooded Areas | 17 December 2021 | | | | | Subsided |
| San Pascual Poblacion | | Flooded Areas | 17 December 2021 | | | | | Subsided |
| Nabua | 1 | | | | | | | |
| Sta Lucia | | Flooded Areas | 17 December 2021 | | Zone 2 & 5 | | | Subsided |
| Iriga | 2 | | | | | | | |
| San Jose | | Flooded Areas | 17 December 2021 | | | | | Subsided |
| San Andres | | Flooded Areas | 17 December 2021 | | San Andres to Sta. Teresita Spillway | | | Subsided |
| REGION 6 | 6 | | | | | | | |
| CAPIZ | 6 | | | | | | | |

| REGION PROVINCE CITY/ MUNICIPALITY BARANGAY | | TYPE OF INCIDENT | DATE OF OCCURENCE | TIME OF OCCURENCE | DESCRIPTION | ACTIONS TAKEN | REMARKS | STATUS (for flooded areas) |
|---|-----------|-------------------------------------|-------------------|-------------------|-------------|---|---|----------------------------|
| Sigma | 5 | | | | | | | |
| Bangon-bangon | | Flooded Areas | 17 December 2021 | 11:00 am | | | | Subsided |
| Dayhagon | | Flooded Areas | 17 December 2021 | 11:00 am | | | | Subsided |
| Cogon | | Flooded Areas | 17 December 2021 | 11:00 am | | | | Subsided |
| Poblacion Norte | | Flooded Areas | 17 December 2021 | 11:00 am | | | | Subsided |
| Capuyhan | | Flooded Areas | 17 December 2021 | 11:00 am | | | | Subsided |
| Cuartero | 1 | | | | | | | |
| Angub | | Flooded Areas | 17 December 2021 | 11:00 am | | | | Subsided |
| REGION 8 | 13 | | | | | | | |
| SOUTHERN LEYTE | 6 | | | | | | | |
| Silago | 3 | | | | | | | |
| Mercedes | | Landslide (Rain-Induced) | 14 December 2021 | | | The Barangay Council responded to the incident. | | |
| | | Fallen trees/toppled electric posts | 16 December 2021 | | | Immediate clearing operations were conducted. | | |
| | | Fallen trees/toppled electric posts | 16 December 2021 | | | Immediate clearing operations were conducted. | Alternate Route: Motorists from Tacloban area going to St. Bernard, Southern Leyte may take Abuyog-Silago-Hinunangan-St. Bernard Diversion Road | |
| No breakdown | 1 | | | | | | | |
| | | Landslide (Rain-Induced) | 16 December 2021 | | | Immediate clearing operations were conducted. | | |
| Liloan | 1 | | | | | | | |
| | | Landslide (Rain-Induced) | 16 December 2021 | | | Immediate clearing operations were conducted. | | |
| Maasin | 1 | | | | | | | |
| | | Fallen trees/toppled electric posts | 16 December 2021 | | | Immediate clearing operations were conducted. | | |
| LEYTE | 7 | | | | | | | |
| Mahaplag | 5 | | | | | | | |
| | | Landslide (Rain-Induced) | 16 December 2021 | | | On-going clearing operations. | Not passable as of 18 December, 2021, 6:00 AM | |

| REGION PROVINCE CITY/ MUNICIPALITY BARANGAY | | TYPE OF INCIDENT | DATE OF OCCURENCE | TIME OF OCCURENCE | DESCRIPTION | ACTIONS TAKEN | REMARKS | STATUS (for flooded areas) |
|---|----------|--------------------------|-------------------|-------------------|---|---|---|----------------------------|
| | | Landslide (Rain-Induced) | 16 December 2021 | | | On-going clearing operations. | Not passable as of 18 December, 2021, 6:00 AM | |
| | | Landslide (Rain-Induced) | 16 December 2021 | | | On-going clearing operations. | Not passable as of 18 December, 2021, 6:00 AM | |
| | | Landslide (Rain-Induced) | 16 December 2021 | | | Immediate clearing operations were conducted. | Not passable as of 18 December, 2021, 6:00 AM. | |
| | | Landslide (Rain-Induced) | 16 December 2021 | | | Immediate clearing operations were conducted. | Not passable as of 18 December, 2021, 6:00 AM. | |
| Inopacan | 1 | | | | | | | |
| | | Landslide (Rain-Induced) | 16 December 2021 | | | Immediate clearing operations were conducted. | Not passable as of 18 December, 2021, 6:00 AM. | |
| Bato | 1 | | | | | | | |
| | | Landslide (Rain-Induced) | 16 December 2021 | | | Immediate clearing operations were conducted. | Not passable as of 18 December, 2021, 6:00 AM. | |
| REGION 9 | 3 | | | | | | | |
| ZAMBOANGA SIBUGAY | 1 | | | | | | | |
| Naga | 1 | | | | | | | |
| Taytay Manubo | | Collapsed Structure | 16 December 2021 | | Fish Drier facility in the area was hit by strong waves | | 6,140,000.00 worth of damages | |
| ZAMBOANGA DEL SUR | 2 | | | | | | | |
| Tambulig | 2 | | | | | | | |
| Lower Tiparak | | Collapsed Structure | 17 December 2021 | | 60-meter earth dike along Salug Dako River collapsed due to overflowing of floodwaters. | 20 Families were evacuated to safer areas | Collapsed due to the overflowing of floodwaters | Subsided |
| Kapalaran | | Collapsed Structure | 17 December 2021 | | 20 meters of earthdike along Salug Diut River | | Partially damaged | Subsided |
| REGION 11 | 1 | | | | | | | |
| DAVAO CITY | 1 | | | | | | | |
| No breakdown | 1 | | | | | | | |

| REGION PROVINCE CITY/ MUNICIPALITY BARANGAY | | TYPE OF INCIDENT | DATE OF OCCURENCE | TIME OF OCCURENCE | DESCRIPTION | ACTIONS TAKEN | REMARKS | STATUS (for flooded areas) |
|---|----|--------------------------|-------------------|-------------------|--|--|---------|----------------------------|
| Brgy Matina Crossing | | Landslide (Rain-Induced) | 16 December 2021 | 12:13 pm | On 16 December 2021, 12:13 PM, mass movement was reported at Prk Tinago, Brgy Matina Crossing, Talomo district due to the continuous rains brought by Typhoon Odette, causing evacuation of 13 persons and 2 totally damaged houses. | CDRRMO together with BDRRMC Matina Crossing conducted rapid assessment and advised the local barangay council thru the BDRRMC to cordon the affected area and closely monitor the area | | |
| REGION 12 | 21 | | | | | | | |
| COTABATO | 21 | | | | | | | |
| Pikit | 21 | | | | | | | |
| Nabundas | | Flooded Areas | 17 December 2021 | 04:00 pm | | | | Subsided |
| Inug-ug | | Flooded Areas | 17 December 2021 | 04:00 pm | | | | Subsided |
| Talitay | | Flooded Areas | 17 December 2021 | 04:00 pm | | | | Subsided |
| Rajahmuda | | Flooded Areas | 17 December 2021 | 04:00 pm | | | | Subsided |
| Bagoinged | | Flooded Areas | 17 December 2021 | 04:00 pm | | | | Subsided |
| Buliok | | Flooded Areas | 17 December 2021 | 04:00 pm | | | | Subsided |
| Balungis | | Flooded Areas | 17 December 2021 | 04:00 pm | | | | Subsided |
| Fort Pikit | | Flooded Areas | 17 December 2021 | 04:00 pm | | | | Subsided |
| Tinutulan | | Flooded Areas | 17 December 2021 | 04:00 pm | | | | Subsided |
| Balabak | | Flooded Areas | 17 December 2021 | 04:00 pm | | | | Subsided |
| Balatican | | Flooded Areas | 17 December 2021 | 04:00 pm | | | | Subsided |
| Barungis | | Flooded Areas | 17 December 2021 | 04:00 pm | | | | Subsided |
| Punol | | Flooded Areas | 17 December 2021 | 04:00 pm | | | | Subsided |
| Paidu-pulangi | | Flooded Areas | 17 December 2021 | 04:00 pm | | | | Subsided |
| Macasendeng | | Flooded Areas | 17 December 2021 | 04:00 pm | | | | Subsided |
| Katilacan | | Flooded Areas | 17 December 2021 | 04:00 pm | | | | Subsided |
| Damalasak | | Flooded Areas | 17 December 2021 | 04:00 pm | | | | Subsided |
| Macabual | | Flooded Areas | 17 December 2021 | 04:00 pm | | | | Subsided |
| Bulol | | Flooded Areas | 17 December 2021 | 04:00 pm | | | | Subsided |
| Bulod | | Flooded Areas | 17 December 2021 | 04:00 pm | | | | Subsided |
| Kabasalan | | Flooded Areas | 17 December 2021 | 04:00 pm | | | | Subsided |
| CARAGA | 35 | | | | | | | |
| AGUSAN DEL NORTE | 11 | | | | | | | |
| Las Nieves | 11 | | | | | | | |

| REGION PROVINCE CITY/ MUNICIPALITY BARANGAY | | TYPE OF INCIDENT | DATE OF OCCURENCE | TIME OF OCCURENCE | DESCRIPTION | ACTIONS TAKEN | REMARKS | STATUS (for flooded areas) |
|---|--------------|--------------------------|-------------------|-------------------|--|---------------|---------|----------------------------|
| | Katipunan | Flooded Areas | 16 December 2021 | 08:40 pm | 3.8m above normal | | | Receding |
| | Tinucoran | Flooded Areas | 16 December 2021 | 08:40 pm | 3.8m above normal | | | Receding |
| | San Roque | Flooded Areas | 16 December 2021 | 08:40 pm | 3.8m above normal | | | Receding |
| | Marcos Calo | Flooded Areas | 16 December 2021 | 08:40 pm | 3.8m above normal | | | Receding |
| | -EG Montilla | Flooded Areas | 16 December 2021 | 08:40 pm | 3.8m above normal | | | Receding |
| | Pinana-an | Flooded Areas | 16 December 2021 | 08:40 pm | 3.8m above normal | | | Receding |
| | Malicato | Flooded Areas | 16 December 2021 | 08:40 pm | 3.8m above normal | | | Receding |
| | Mat-i | Flooded Areas | 16 December 2021 | 08:23 pm | 3.8m above normal | | | Receding |
| | Maningalao | Flooded Areas | 16 December 2021 | 08:24 pm | 3.8m above normal | | | Receding |
| | Lingayao | Flooded Areas | 16 December 2021 | 08:25 pm | 3.8m above normal | | | Receding |
| | Mat-i | Landslide (Rain-Induced) | 16 December 2021 | | As of December 17, 2021, road is passable. | | | |
| AGUSAN DEL SUR | 16 | | | | | | | |
| | Sibagat | | | | | | | |
| | Afga | Flooded Areas | 16 December 2021 | 08:00 am | 3.8m above normal | | | Subsided |
| | Tabon-tabon | Flooded Areas | 16 December 2021 | 08:00 am | 3.8m above normal | | | Subsided |
| | Poblacion | Flooded Areas | 16 December 2021 | 08:00 am | 3.8m above normal | | | Subsided |
| | Prosperidad | | | | | | | |
| | Magsaysay | Flooded Areas | 16 December 2021 | 01:11 pm | 3.8m above normal | | | Subsided |
| | San Vicente | Flooded Areas | 16 December 2021 | 12:50 pm | 3.8m above normal | | | Subsided |
| | Las Navas | Flooded Areas | 16 December 2021 | 02:48 pm | 3.8m above normal | | | Subsided |
| | Poblacion | Flooded Areas | 16 December 2021 | 01:50 pm | 3.8m above normal | | | Subsided |
| | San Jose | Flooded Areas | 16 December 2021 | 02:00 pm | 3.8m above normal | | | Subsided |
| | San Pedro | Flooded Areas | 16 December 2021 | 02:00 pm | 3.8m above normal | | | Subsided |
| | San Roque | Flooded Areas | 16 December 2021 | 02:00 pm | 3.8m above normal | | | Subsided |
| | La Suerte | Flooded Areas | 16 December 2021 | 02:45 pm | 3.8m above normal | | | Subsided |
| | La Caridad | Flooded Areas | 16 December 2021 | 02:47 pm | 3.8m above normal | | | Subsided |
| | Los Arcos | Flooded Areas | 16 December 2021 | 03:06 pm | 3.8m above normal | | | Subsided |
| | Veruela | | | | | | | |
| | La Fortuna | Flooded Areas | 16 December 2021 | | 3.8m above normal | | | Subsided |
| | La Paz | | | | | | | |
| | Bataan | Flooded Areas | 16 December 2021 | 05:00 pm | 3.8m above normal | | | Subsided |
| | Mha-mha | Flooded Areas | 16 December 2021 | 05:00 pm | 3.8m above normal | | | Subsided |
| BUTUAN CITY | 4 | | | | | | | |

| REGION PROVINCE CITY/ MUNICIPALITY BARANGAY | | TYPE OF INCIDENT | DATE OF OCCURENCE | TIME OF OCCURENCE | DESCRIPTION | ACTIONS TAKEN | REMARKS | STATUS (for flooded areas) |
|---|----------|--------------------------|-------------------|-------------------|---------------------|---|--|----------------------------|
| Butuan | 4 | | | | | | | |
| Bitan-agan | | Landslide (Rain-Induced) | 17 December 2021 | 10:00 am | Access road blocked | Coordinated with CEO | Not passable | |
| Bugsukan | | Landslide (Rain-Induced) | 18 December 2021 | 05:50 am | Access road blocked | Coordinated with CEO | Not passable | |
| Pangabugan | | Flooded Areas | 16 December 2021 | 07:43 am | 1-2 meters | Conduct rescue operation to affected families | | Receding |
| Sumile | | Landslide (Rain-Induced) | 19 December 2021 | 04:00 pm | Soil erosion | Coordinated with CEO for assessment | | |
| DINAGAT ISLANDS | 3 | | | | | | | |
| Cagdianao | 1 | | | | | | | |
| | | Disease Outbreak | 25 December 2021 | | | | Report of acute gastroenteritis cases after Odette due to lack of access to clean drinking water | |
| San Jose | 1 | | | | | | | |
| | | Disease Outbreak | 25 December 2021 | | | | Report of acute gastroenteritis cases after Odette due to lack of access to clean drinking water | |
| Tubajon | 1 | | | | | | | |
| | | Disease Outbreak | 25 December 2021 | | | | Report of acute gastroenteritis cases after Odette due to lack of access to clean drinking water | |
| SURIGAO DEL NORTE | 1 | | | | | | | |
| Del Carmen | 1 | | | | | | | |
| | | Disease Outbreak | 25 December 2021 | | | | Report of acute gastroenteritis cases after Odette due to lack of access to clean drinking water | |
| BARMM | 7 | | | | | | | |
| LANAO DEL SUR | 6 | | | | | | | |
| Tagoloan II | 1 | | | | | | | |
| | 8 | Flooded Areas | 16 December 2021 | 01:30 pm | | | Not all barangays have been assessed per reporting period | Subsided |
| Binidayan | 2 | | | | | | | |

| REGION PROVINCE CITY/ MUNICIPALITY BARANGAY | | TYPE OF INCIDENT | DATE OF OCCURENCE | TIME OF OCCURENCE | DESCRIPTION | ACTIONS TAKEN | REMARKS | STATUS (for flooded areas) |
|---|----|--------------------------|-------------------|-------------------|-------------|-----------------------------|---|----------------------------|
| | | Flooded Areas | 16 December 2021 | 03:48 pm | | Conducted onsite assessment | | Subsided |
| | | Landslide (Rain-Induced) | 16 December 2021 | 03:48 pm | | | | |
| Maguing | 1 | | | | | | | |
| | 34 | Flooded Areas | 16 December 2021 | | | | Not all barangays have been assessed per reporting period | Subsided |
| Bubong | 1 | | | | | | | |
| | 36 | Flooded Areas | 16 December 2021 | 01:30 pm | | Conducted onsite assessment | | Subsided |
| Ditsaan-Ramain | 1 | | | | | | | |
| | 30 | Flooded Areas | 16 December 2021 | | | | Not all barangays have been assessed per reporting period | Subsided |
| MAGUINDANAO | 1 | | | | | | | |
| Guindulungan | 1 | | | | | | | |
| | 2 | Flooded Areas | 17 December 2021 | 09:30 am | | | | Subsided |

AFFECTED POPULATION

| REGION PROVINCE CITY/ MUNICIPALITY BARANGAY | | NO. OF AFFECTED | | | No. of ECs | | Inside Evacuation Centers | | | | Outside Evacuation Centers | | | | TOTAL SERVED (CURRENT) | | | | | |
|---|-----|-----------------|-----------|-----------|------------|-------|---------------------------|--------|-----------|---------|----------------------------|--------|---------|---------|------------------------|---------|-----------|---------|-----|-----|
| | | Brgys. | Families | Persons | CUM | NOW | Families | | Persons | | Families | | Persons | | (Inside + Outside) | | CUM | NOW | CUM | NOW |
| | | | | | | | CUM | NOW | CUM | NOW | CUM | NOW | CUM | NOW | Families | Persons | | | | |
| | | CUM | NOW | CUM | NOW | CUM | NOW | CUM | NOW | CUM | NOW | CUM | NOW | CUM | NOW | CUM | NOW | CUM | NOW | |
| GRAND TOTAL | 880 | 5,887 | 1,807,532 | 5,972,511 | 5,511 | 1,207 | 635,377 | 60,736 | 1,993,111 | 229,424 | 153,728 | 32,442 | 500,573 | 112,030 | 789,105 | 93,178 | 2,493,684 | 341,454 | | |
| MIMAROPA | 355 | 360 | 99,832 | 369,405 | 577 | 85 | 55,831 | 1,238 | 230,210 | 5,663 | 6,107 | 26 | 23,048 | 110 | 61,938 | 1,264 | 253,258 | 5,773 | | |
| ORIENTAL MINDORO | 24 | 23 | 732 | 3,046 | 32 | 0 | 687 | 0 | 2,860 | 0 | 39 | 0 | 156 | 0 | 726 | 0 | 3,016 | 0 | | |
| Bansud | 2 | 2 | 26 | 96 | 4 | 0 | 26 | 0 | 96 | 0 | 0 | 0 | 0 | 0 | 26 | 0 | 96 | 0 | | |
| Proper Bansud | | 1 | 13 | 64 | 3 | 0 | 13 | 0 | 64 | 0 | 0 | 0 | 0 | 0 | 13 | 0 | 64 | 0 | | |
| Salcedo | | 1 | 13 | 32 | 1 | 0 | 13 | 0 | 32 | 0 | 0 | 0 | 0 | 0 | 13 | 0 | 32 | 0 | | |
| Bongabong | 1 | 1 | 3 | 11 | 1 | 0 | 3 | 0 | 11 | 0 | 0 | 0 | 0 | 0 | 3 | 0 | 11 | 0 | | |
| Camantigue | | 1 | 3 | 11 | 1 | 0 | 3 | 0 | 11 | 0 | 0 | 0 | 0 | 0 | 3 | 0 | 11 | 0 | | |
| Bulalacao (San Pedro) | 6 | 6 | 348 | 1,281 | 12 | 0 | 309 | 0 | 1,125 | 0 | 39 | 0 | 156 | 0 | 348 | 0 | 1,281 | 0 | | |
| Balatasan | | 1 | 40 | 144 | 1 | 0 | 40 | 0 | 144 | 0 | 0 | 0 | 0 | 0 | 40 | 0 | 144 | 0 | | |

| REGION PROVINCE CITY/ MUNICIPALITY BARANGAY | | NO. OF AFFECTED | | | No. of ECs | | Inside Evacuation Centers | | | | Outside Evacuation Centers | | | | TOTAL SERVED (CURRENT) | | | | |
|--|-----------|-----------------|------------|------------|------------|----------|---------------------------|----------|------------|----------|----------------------------|----------|------------|----------|------------------------|----------|------------|----------|---|
| | | Brgys. | Families | Persons | CUM | NOW | Families | | Persons | | Families | | Persons | | Families | | Persons | | |
| | | | | | | | CUM | NOW | CUM | NOW | CUM | NOW | CUM | NOW | CUM | NOW | CUM | NOW | |
| | | | | | | | (Inside + Outside) | | | | | | | | | | | | |
| Cambunang | | 1 | 29 | 90 | 2 | 0 | 29 | 0 | 90 | 0 | 0 | 0 | 0 | 0 | 0 | 29 | 0 | 90 | 0 |
| Milagrosa | | 1 | 127 | 446 | 3 | 0 | 99 | 0 | 345 | 0 | 28 | 0 | 101 | 0 | 127 | 0 | 446 | 0 | |
| Poblacion | | 1 | 86 | 351 | 1 | 0 | 75 | 0 | 296 | 0 | 11 | 0 | 55 | 0 | 86 | 0 | 351 | 0 | |
| San Juan | | 1 | 38 | 167 | 2 | 0 | 38 | 0 | 167 | 0 | 0 | 0 | 0 | 0 | 38 | 0 | 167 | 0 | |
| San Isidro | | 1 | 28 | 83 | 3 | 0 | 28 | 0 | 83 | 0 | 0 | 0 | 0 | 0 | 28 | 0 | 83 | 0 | |
| Mansalay | 2 | 2 | 16 | 63 | 2 | 0 | 16 | 0 | 63 | 0 | 0 | 0 | 0 | 0 | 16 | 0 | 63 | 0 | |
| Wasig | | 1 | 14 | 55 | 1 | 0 | 14 | 0 | 55 | 0 | 0 | 0 | 0 | 0 | 14 | 0 | 55 | 0 | |
| Waygan | | 1 | 2 | 8 | 1 | 0 | 2 | 0 | 8 | 0 | 0 | 0 | 0 | 0 | 2 | 0 | 8 | 0 | |
| Pinamalayan | 3 | 3 | 62 | 238 | 4 | 0 | 62 | 0 | 238 | 0 | 0 | 0 | 0 | 0 | 62 | 0 | 238 | 0 | |
| Pili | | 1 | 29 | 108 | 2 | 0 | 29 | 0 | 108 | 0 | 0 | 0 | 0 | 0 | 29 | 0 | 108 | 0 | |
| Papandayan | | 1 | 1 | 2 | 1 | 0 | 1 | 0 | 2 | 0 | 0 | 0 | 0 | 0 | 1 | 0 | 2 | 0 | |
| Quinabigan | | 1 | 32 | 128 | 1 | 0 | 32 | 0 | 128 | 0 | 0 | 0 | 0 | 0 | 32 | 0 | 128 | 0 | |
| Roxas | 1 | 1 | 9 | 40 | 1 | 0 | 9 | 0 | 40 | 0 | 0 | 0 | 0 | 0 | 9 | 0 | 40 | 0 | |
| Dangay | | 1 | 9 | 40 | 1 | 0 | 9 | 0 | 40 | 0 | 0 | 0 | 0 | 0 | 9 | 0 | 40 | 0 | |
| Victoria | 2 | 1 | 27 | 135 | 1 | 0 | 21 | 0 | 105 | 0 | 0 | 0 | 0 | 0 | 21 | 0 | 105 | 0 | |
| Malabo | | 1 | 21 | 105 | 1 | 0 | 21 | 0 | 105 | 0 | 0 | 0 | 0 | 0 | 21 | 0 | 105 | 0 | |
| No breakdown | | 0 | 6 | 30 | 0 | 0 | 0 | 0 | 0 | 0 | 0 | 0 | 0 | 0 | 0 | 0 | 0 | 0 | |
| Puerto Galera | 3 | 3 | 27 | 113 | 3 | 0 | 27 | 0 | 113 | 0 | 0 | 0 | 0 | 0 | 27 | 0 | 113 | 0 | |
| Baclayan | | 1 | 9 | 39 | 1 | 0 | 9 | 0 | 39 | 0 | 0 | 0 | 0 | 0 | 9 | 0 | 39 | 0 | |
| Sto Niño | | 1 | 14 | 62 | 1 | 0 | 14 | 0 | 62 | 0 | 0 | 0 | 0 | 0 | 14 | 0 | 62 | 0 | |
| Tabinay | | 1 | 4 | 12 | 1 | 0 | 4 | 0 | 12 | 0 | 0 | 0 | 0 | 0 | 4 | 0 | 12 | 0 | |
| Naujan | 4 | 4 | 214 | 1,069 | 4 | 0 | 214 | 0 | 1,069 | 0 | 0 | 0 | 0 | 0 | 214 | 0 | 1,069 | 0 | |
| Malvar | | 1 | 2 | 10 | 1 | 0 | 2 | 0 | 10 | 0 | 0 | 0 | 0 | 0 | 2 | 0 | 10 | 0 | |
| San Andres | | 1 | 2 | 9 | 1 | 0 | 2 | 0 | 9 | 0 | 0 | 0 | 0 | 0 | 2 | 0 | 9 | 0 | |
| Bagong Buhay | | 1 | 35 | 175 | 1 | 0 | 35 | 0 | 175 | 0 | 0 | 0 | 0 | 0 | 35 | 0 | 175 | 0 | |
| Santiago | | 1 | 175 | 875 | 1 | 0 | 175 | 0 | 875 | 0 | 0 | 0 | 0 | 0 | 175 | 0 | 875 | 0 | |
| MARINDUQUE | 16 | 16 | 197 | 646 | 16 | 0 | 106 | 0 | 316 | 0 | 91 | 0 | 330 | 0 | 197 | 0 | 646 | 0 | |
| Boac | 8 | 8 | 92 | 298 | 3 | 0 | 27 | 0 | 72 | 0 | 65 | 0 | 226 | 0 | 92 | 0 | 298 | 0 | |
| Laylay | | 1 | 8 | 26 | 1 | 0 | 2 | 0 | 5 | 0 | 6 | 0 | 21 | 0 | 8 | 0 | 26 | 0 | |
| Buliasnin | | 1 | 8 | 22 | 1 | 0 | 4 | 0 | 11 | 0 | 4 | 0 | 11 | 0 | 8 | 0 | 22 | 0 | |
| Hinapulan | | 1 | 58 | 171 | 1 | 0 | 21 | 0 | 56 | 0 | 37 | 0 | 115 | 0 | 58 | 0 | 171 | 0 | |
| Balagasan | | 1 | 1 | 3 | 0 | 0 | 0 | 0 | 0 | 0 | 1 | 0 | 3 | 0 | 1 | 0 | 3 | 0 | |

| REGION PROVINCE CITY/ MUNICIPALITY BARANGAY | | NO. OF AFFECTED | | | No. of ECs | | Inside Evacuation Centers | | | | Outside Evacuation Centers | | | | TOTAL SERVED (CURRENT) | | | |
|--|-----------|-----------------|------------|------------|------------|----------|---------------------------|----------|------------|----------|----------------------------|----------|------------|----------|------------------------|----------|------------|----------|
| | | Brgys. | Families | Persons | CUM | NOW | Families | | Persons | | Families | | Persons | | Families | | Persons | |
| | | | | | | | CUM | NOW | CUM | NOW | CUM | NOW | CUM | NOW | CUM | NOW | CUM | NOW |
| | | | | | | | (Inside + Outside) | | | | | | | | | | | |
| Puting Buhangin | | 1 | 1 | 2 | 0 | 0 | 0 | 0 | 0 | 0 | 1 | 0 | 2 | 0 | 1 | 0 | 2 | 0 |
| Lupac | | 1 | 4 | 20 | 0 | 0 | 0 | 0 | 0 | 0 | 4 | 0 | 20 | 0 | 4 | 0 | 20 | 0 |
| Santol | | 1 | 4 | 14 | 0 | 0 | 0 | 0 | 0 | 0 | 4 | 0 | 14 | 0 | 4 | 0 | 14 | 0 |
| Amoingon | | 1 | 8 | 40 | 0 | 0 | 0 | 0 | 0 | 0 | 8 | 0 | 40 | 0 | 8 | 0 | 40 | 0 |
| Mogpog | 1 | 1 | 3 | 7 | 1 | 0 | 3 | 0 | 7 | 0 | 0 | 0 | 0 | 0 | 3 | 0 | 7 | 0 |
| Bintakay | | 1 | 3 | 7 | 1 | 0 | 3 | 0 | 7 | 0 | 0 | 0 | 0 | 0 | 3 | 0 | 7 | 0 |
| Torrijos | 7 | 7 | 102 | 341 | 12 | 0 | 76 | 0 | 237 | 0 | 26 | 0 | 104 | 0 | 102 | 0 | 341 | 0 |
| Buangan | | 1 | 9 | 32 | 1 | 0 | 9 | 0 | 32 | 0 | 0 | 0 | 0 | 0 | 9 | 0 | 32 | 0 |
| Kay Duke | | 1 | 7 | 18 | 1 | 0 | 7 | 0 | 18 | 0 | 0 | 0 | 0 | 0 | 7 | 0 | 18 | 0 |
| Malibago | | 1 | 15 | 73 | 1 | 0 | 2 | 0 | 11 | 0 | 13 | 0 | 62 | 0 | 15 | 0 | 73 | 0 |
| Marlanga | | 1 | 4 | 7 | 1 | 0 | 4 | 0 | 7 | 0 | 0 | 0 | 0 | 0 | 4 | 0 | 7 | 0 |
| Talawan | | 1 | 14 | 55 | 1 | 0 | 14 | 0 | 55 | 0 | 0 | 0 | 0 | 0 | 14 | 0 | 55 | 0 |
| Suha | | 1 | 27 | 62 | 1 | 0 | 14 | 0 | 20 | 0 | 13 | 0 | 42 | 0 | 27 | 0 | 62 | 0 |
| Tigwi | | 1 | 26 | 94 | 6 | 0 | 26 | 0 | 94 | 0 | 0 | 0 | 0 | 0 | 26 | 0 | 94 | 0 |
| ROMBLON | 17 | 17 | 218 | 912 | 24 | 0 | 197 | 0 | 788 | 0 | 21 | 0 | 124 | 0 | 218 | 0 | 912 | 0 |
| Banton?(Jones) | 7 | 7 | 113 | 512 | 10 | 0 | 92 | 0 | 388 | 0 | 21 | 0 | 124 | 0 | 113 | 0 | 512 | 0 |
| Tungonan | | 1 | 24 | 94 | 2 | 0 | 24 | 0 | 94 | 0 | 0 | 0 | 0 | 0 | 24 | 0 | 94 | 0 |
| Mainit | | 1 | 28 | 98 | 2 | 0 | 28 | 0 | 98 | 0 | 0 | 0 | 0 | 0 | 28 | 0 | 98 | 0 |
| Balogo | | 1 | 31 | 172 | 1 | 0 | 10 | 0 | 48 | 0 | 21 | 0 | 124 | 0 | 31 | 0 | 172 | 0 |
| Tan-Ag | | 1 | 15 | 74 | 1 | 0 | 15 | 0 | 74 | 0 | 0 | 0 | 0 | 0 | 15 | 0 | 74 | 0 |
| Sibay | | 1 | 6 | 28 | 1 | 0 | 6 | 0 | 28 | 0 | 0 | 0 | 0 | 0 | 6 | 0 | 28 | 0 |
| Togbongan | | 1 | 7 | 34 | 2 | 0 | 7 | 0 | 34 | 0 | 0 | 0 | 0 | 0 | 7 | 0 | 34 | 0 |
| Nabalay | | 1 | 2 | 12 | 1 | 0 | 2 | 0 | 12 | 0 | 0 | 0 | 0 | 0 | 2 | 0 | 12 | 0 |
| Cajidiocan | 3 | 3 | 53 | 219 | 3 | 0 | 53 | 0 | 219 | 0 | 0 | 0 | 0 | 0 | 53 | 0 | 219 | 0 |
| Cambadjao | | 1 | 15 | 58 | 1 | 0 | 15 | 0 | 58 | 0 | 0 | 0 | 0 | 0 | 15 | 0 | 58 | 0 |
| Poblacion | | 1 | 20 | 78 | 1 | 0 | 20 | 0 | 78 | 0 | 0 | 0 | 0 | 0 | 20 | 0 | 78 | 0 |
| Cambalo | | 1 | 18 | 83 | 1 | 0 | 18 | 0 | 83 | 0 | 0 | 0 | 0 | 0 | 18 | 0 | 83 | 0 |
| Corcuera | 1 | 1 | 4 | 12 | 3 | 0 | 4 | 0 | 12 | 0 | 0 | 0 | 0 | 0 | 4 | 0 | 12 | 0 |
| San Vicente | | 1 | 4 | 12 | 3 | 0 | 4 | 0 | 12 | 0 | 0 | 0 | 0 | 0 | 4 | 0 | 12 | 0 |
| Ferrol | 3 | 3 | 40 | 131 | 5 | 0 | 40 | 0 | 131 | 0 | 0 | 0 | 0 | 0 | 40 | 0 | 131 | 0 |
| Claro M Recto | | 1 | 16 | 59 | 2 | 0 | 16 | 0 | 59 | 0 | 0 | 0 | 0 | 0 | 16 | 0 | 59 | 0 |
| Tubigon | | 1 | 17 | 48 | 2 | 0 | 17 | 0 | 48 | 0 | 0 | 0 | 0 | 0 | 17 | 0 | 48 | 0 |

| REGION PROVINCE CITY/ MUNICIPALITY BARANGAY | | NO. OF AFFECTED | | | No. of ECs | | Inside Evacuation Centers | | | | Outside Evacuation Centers | | | | TOTAL SERVED (CURRENT) | | | |
|--|------------|-----------------|---------------|----------------|------------|-----------|---------------------------|--------------|----------------|--------------|----------------------------|-----------|---------------|------------|------------------------|--------------|----------------|--------------|
| | | Brgys. | Families | Persons | CUM | NOW | Families | | Persons | | Families | | Persons | | (Inside + Outside) | | | |
| | | | | | | | CUM | NOW | CUM | NOW | CUM | NOW | CUM | NOW | CUM | NOW | CUM | NOW |
| | | | | | | | | | | | | | | | | | | |
| Hinag-Oman | | 1 | 7 | 24 | 1 | 0 | 7 | 0 | 24 | 0 | 0 | 0 | 0 | 0 | 7 | 0 | 24 | 0 |
| Santa Fe | 3 | 3 | 8 | 38 | 3 | 0 | 8 | 0 | 38 | 0 | 0 | 0 | 0 | 0 | 8 | 0 | 38 | 0 |
| Tabugon | | 1 | 5 | 31 | 1 | 0 | 5 | 0 | 31 | 0 | 0 | 0 | 0 | 0 | 5 | 0 | 31 | 0 |
| Guintigbasan | | 1 | 1 | 3 | 1 | 0 | 1 | 0 | 3 | 0 | 0 | 0 | 0 | 0 | 1 | 0 | 3 | 0 |
| Canyayo | | 1 | 2 | 4 | 1 | 0 | 2 | 0 | 4 | 0 | 0 | 0 | 0 | 0 | 2 | 0 | 4 | 0 |
| PALAWAN | 298 | 304 | 98,685 | 364,801 | 505 | 85 | 54,841 | 1,238 | 226,246 | 5,663 | 5,956 | 26 | 22,438 | 110 | 60,797 | 1,264 | 248,684 | 5,773 |
| Agutaya | 3 | 9 | 1,511 | 7,555 | 7 | 0 | 237 | 0 | 987 | 0 | 0 | 0 | 0 | 0 | 237 | 0 | 987 | 0 |
| Abagat, Algeciras, Bancal, Cambian, Concepcion, Maracanao, Villa Fria, Villa Sol | | 8 | 218 | 915 | 3 | 0 | 218 | 0 | 915 | 0 | 0 | 0 | 0 | 0 | 218 | 0 | 915 | 0 |
| Matarawis | | 1 | 19 | 72 | 4 | 0 | 19 | 0 | 72 | 0 | 0 | 0 | 0 | 0 | 19 | 0 | 72 | 0 |
| No breakdown | | 0 | 1,274 | 6,568 | 0 | 0 | 0 | 0 | 0 | 0 | 0 | 0 | 0 | 0 | 0 | 0 | 0 | 0 |
| Araceli | 16 | 15 | 3,854 | 19,270 | 29 | 29 | 1,099 | 484 | 3,975 | 2,420 | 0 | 0 | 0 | 0 | 1,099 | 484 | 3,975 | 2,420 |
| Dalayawan | | 1 | 116 | 243 | 2 | 2 | 116 | 0 | 243 | 0 | 0 | 0 | 0 | 0 | 116 | 0 | 243 | 0 |
| Poblacion III | | 1 | 91 | 406 | 5 | 5 | 91 | 0 | 406 | 0 | 0 | 0 | 0 | 0 | 91 | 0 | 406 | 0 |
| Dagman | | 1 | 142 | 414 | 4 | 4 | 142 | 0 | 414 | 0 | 0 | 0 | 0 | 0 | 142 | 0 | 414 | 0 |
| San Jose de Oro | | 1 | 110 | 394 | 5 | 5 | 110 | 0 | 394 | 0 | 0 | 0 | 0 | 0 | 110 | 0 | 394 | 0 |
| Osmena | | 1 | 84 | 393 | 2 | 2 | 84 | 0 | 393 | 0 | 0 | 0 | 0 | 0 | 84 | 0 | 393 | 0 |
| Tinintinan | | 1 | 42 | 151 | 1 | 1 | 42 | 0 | 151 | 0 | 0 | 0 | 0 | 0 | 42 | 0 | 151 | 0 |
| Madoldolon | | 1 | 103 | 238 | 2 | 2 | 103 | 0 | 238 | 0 | 0 | 0 | 0 | 0 | 103 | 0 | 238 | 0 |
| Poblacion | | 1 | 76 | 288 | 1 | 1 | 76 | 0 | 288 | 0 | 0 | 0 | 0 | 0 | 76 | 0 | 288 | 0 |
| Balogo | | 1 | 68 | 254 | 1 | 1 | 68 | 484 | 254 | 2,420 | 0 | 0 | 0 | 0 | 68 | 484 | 254 | 2,420 |
| Calandagan | | 1 | 117 | 580 | 1 | 1 | 117 | 0 | 580 | 0 | 0 | 0 | 0 | 0 | 117 | 0 | 580 | 0 |
| Lumacad | | 1 | 7 | 30 | 1 | 1 | 7 | 0 | 30 | 0 | 0 | 0 | 0 | 0 | 7 | 0 | 30 | 0 |
| Baing Muringen | | 1 | 11 | 42 | 1 | 1 | 11 | 0 | 42 | 0 | 0 | 0 | 0 | 0 | 11 | 0 | 42 | 0 |
| Muringen | | 1 | 63 | 315 | 1 | 1 | 63 | 0 | 315 | 0 | 0 | 0 | 0 | 0 | 63 | 0 | 315 | 0 |
| Sto. Niño | | 1 | 13 | 65 | 1 | 1 | 13 | 0 | 65 | 0 | 0 | 0 | 0 | 0 | 13 | 0 | 65 | 0 |
| Taloto | | 1 | 56 | 162 | 1 | 1 | 56 | 0 | 162 | 0 | 0 | 0 | 0 | 0 | 56 | 0 | 162 | 0 |
| No breakdown | | 0 | 2,755 | 15,295 | 0 | 0 | 0 | 0 | 0 | 0 | 0 | 0 | 0 | 0 | 0 | 0 | 0 | 0 |
| Busuanga | 13 | 13 | 348 | 1,370 | 23 | 0 | 348 | 0 | 1,370 | 0 | 0 | 0 | 0 | 0 | 348 | 0 | 1,370 | 0 |
| Sagrada | | 1 | 21 | 233 | 3 | 0 | 21 | 0 | 233 | 0 | 0 | 0 | 0 | 0 | 21 | 0 | 233 | 0 |
| Concepcion | | 1 | 48 | 303 | 2 | 0 | 48 | 0 | 303 | 0 | 0 | 0 | 0 | 0 | 48 | 0 | 303 | 0 |
| Maglambay | | 1 | 38 | 136 | 1 | 0 | 38 | 0 | 136 | 0 | 0 | 0 | 0 | 0 | 38 | 0 | 136 | 0 |

| REGION PROVINCE CITY/ MUNICIPALITY BARANGAY | | NO. OF AFFECTED | | | No. of ECs | | Inside Evacuation Centers | | | | Outside Evacuation Centers | | | | TOTAL SERVED (CURRENT) | | | |
|--|----|-----------------|----------|---------|------------|-----|---------------------------|-----|---------|-----|----------------------------|-----|---------|-----|------------------------|-----|---------|-----|
| | | Brgys. | Families | Persons | CUM | NOW | Families | | Persons | | Families | | Persons | | Families | | Persons | |
| | | | | | | | CUM | NOW | CUM | NOW | CUM | NOW | CUM | NOW | CUM | NOW | CUM | NOW |
| | | | | | | | (Inside + Outside) | | | | | | | | | | | |
| San Rafael | | 1 | 55 | 122 | 1 | 0 | 55 | 0 | 122 | 0 | 0 | 0 | 0 | 0 | 55 | 0 | 122 | 0 |
| Bogtong | | 1 | 16 | 56 | 1 | 0 | 16 | 0 | 56 | 0 | 0 | 0 | 0 | 0 | 16 | 0 | 56 | 0 |
| Buluang | | 1 | 53 | 147 | 3 | 0 | 53 | 0 | 147 | 0 | 0 | 0 | 0 | 0 | 53 | 0 | 147 | 0 |
| New Busuanga | | 1 | 14 | 48 | 1 | 0 | 14 | 0 | 48 | 0 | 0 | 0 | 0 | 0 | 14 | 0 | 48 | 0 |
| Old Busuanga | | 1 | 19 | 60 | 1 | 0 | 19 | 0 | 60 | 0 | 0 | 0 | 0 | 0 | 19 | 0 | 60 | 0 |
| Panlaitan | | 1 | 25 | 78 | 1 | 0 | 25 | 0 | 78 | 0 | 0 | 0 | 0 | 0 | 25 | 0 | 78 | 0 |
| Quezon | | 1 | 50 | 154 | 5 | 0 | 50 | 0 | 154 | 0 | 0 | 0 | 0 | 0 | 50 | 0 | 154 | 0 |
| Salvacion | | 1 | 2 | 11 | 1 | 0 | 2 | 0 | 11 | 0 | 0 | 0 | 0 | 0 | 2 | 0 | 11 | 0 |
| San Isidro | | 1 | 6 | 20 | 2 | 0 | 6 | 0 | 20 | 0 | 0 | 0 | 0 | 0 | 6 | 0 | 20 | 0 |
| Santo Nino | | 1 | 1 | 2 | 1 | 0 | 1 | 0 | 2 | 0 | 0 | 0 | 0 | 0 | 1 | 0 | 2 | 0 |
| Cagayancillo | 14 | 13 | 1,511 | 7,555 | 14 | 0 | 518 | 0 | 2,067 | 0 | 0 | 0 | 0 | 0 | 518 | 0 | 2,067 | 0 |
| Bantayan | | 1 | 16 | 66 | 2 | 0 | 16 | 0 | 66 | 0 | 0 | 0 | 0 | 0 | 16 | 0 | 66 | 0 |
| Mampio | | 1 | 38 | 152 | 1 | 0 | 38 | 0 | 152 | 0 | 0 | 0 | 0 | 0 | 38 | 0 | 152 | 0 |
| Tacas | | 1 | 24 | 102 | 1 | 0 | 24 | 0 | 102 | 0 | 0 | 0 | 0 | 0 | 24 | 0 | 102 | 0 |
| Talaga | | 1 | 79 | 321 | 1 | 0 | 79 | 0 | 321 | 0 | 0 | 0 | 0 | 0 | 79 | 0 | 321 | 0 |
| Lipot North | | 1 | 2 | 4 | 1 | 0 | 2 | 0 | 4 | 0 | 0 | 0 | 0 | 0 | 2 | 0 | 4 | 0 |
| Lipot South | | 1 | 4 | 13 | 1 | 0 | 4 | 0 | 13 | 0 | 0 | 0 | 0 | 0 | 4 | 0 | 13 | 0 |
| Iwahig | | 1 | 9 | 44 | 1 | 0 | 9 | 0 | 44 | 0 | 0 | 0 | 0 | 0 | 9 | 0 | 44 | 0 |
| Convento | | 1 | 18 | 75 | 1 | 0 | 18 | 0 | 75 | 0 | 0 | 0 | 0 | 0 | 18 | 0 | 75 | 0 |
| Santa Cruz | | 1 | 45 | 191 | 1 | 0 | 45 | 0 | 191 | 0 | 0 | 0 | 0 | 0 | 45 | 0 | 191 | 0 |
| Magsaysay | | 1 | 25 | 80 | 1 | 0 | 25 | 0 | 80 | 0 | 0 | 0 | 0 | 0 | 25 | 0 | 80 | 0 |
| Calusa | | 1 | 62 | 262 | 1 | 0 | 62 | 0 | 262 | 0 | 0 | 0 | 0 | 0 | 62 | 0 | 262 | 0 |
| Cawili | | 1 | 122 | 503 | 1 | 0 | 122 | 0 | 503 | 0 | 0 | 0 | 0 | 0 | 122 | 0 | 503 | 0 |
| Nusa | | 1 | 74 | 254 | 1 | 0 | 74 | 0 | 254 | 0 | 0 | 0 | 0 | 0 | 74 | 0 | 254 | 0 |
| No breakdown | | 0 | 993 | 5,488 | 0 | 0 | 0 | 0 | 0 | 0 | 0 | 0 | 0 | 0 | 0 | 0 | 0 | 0 |
| Coron | 23 | 22 | 1,468 | 5,202 | 48 | 0 | 1,428 | 0 | 5,202 | 0 | 0 | 0 | 0 | 0 | 1,428 | 0 | 5,202 | 0 |
| Poblacion 1 | | 1 | 166 | 833 | 2 | 0 | 166 | 0 | 833 | 0 | 0 | 0 | 0 | 0 | 166 | 0 | 833 | 0 |
| Poblacion 2 | | 1 | 48 | 217 | 1 | 0 | 48 | 0 | 217 | 0 | 0 | 0 | 0 | 0 | 48 | 0 | 217 | 0 |
| Guadalupe | | 1 | 24 | 120 | 1 | 0 | 24 | 0 | 120 | 0 | 0 | 0 | 0 | 0 | 24 | 0 | 120 | 0 |
| Banuang Daan | | 1 | 49 | 242 | 2 | 0 | 49 | 0 | 242 | 0 | 0 | 0 | 0 | 0 | 49 | 0 | 242 | 0 |
| Bintuan | | 1 | 45 | 403 | 1 | 0 | 45 | 0 | 403 | 0 | 0 | 0 | 0 | 0 | 45 | 0 | 403 | 0 |
| Borac | | 1 | 52 | 214 | 2 | 0 | 52 | 0 | 214 | 0 | 0 | 0 | 0 | 0 | 52 | 0 | 214 | 0 |

| REGION PROVINCE CITY/ MUNICIPALITY BARANGAY | | NO. OF AFFECTED | | | No. of ECs | | Inside Evacuation Centers | | | | Outside Evacuation Centers | | | | TOTAL SERVED (CURRENT) | | | |
|--|----|-----------------|----------|---------|------------|-----|---------------------------|-----|---------|-----|----------------------------|-----|---------|-----|------------------------|-----|---------|-----|
| | | Brgys. | Families | Persons | CUM | NOW | Families | | Persons | | Families | | Persons | | Families | | Persons | |
| | | | | | | | CUM | NOW | CUM | NOW | CUM | NOW | CUM | NOW | CUM | NOW | CUM | NOW |
| | | | | | | | (Inside + Outside) | | | | | | | | | | | |
| Buenavista | | 1 | 80 | 114 | 1 | 0 | 80 | 0 | 114 | 0 | 0 | 0 | 0 | 0 | 80 | 0 | 114 | 0 |
| Bulalacao | | 1 | 115 | 423 | 4 | 0 | 115 | 0 | 423 | 0 | 0 | 0 | 0 | 0 | 115 | 0 | 423 | 0 |
| Cabugao | | 1 | 169 | 416 | 3 | 0 | 169 | 0 | 416 | 0 | 0 | 0 | 0 | 0 | 169 | 0 | 416 | 0 |
| Decabobo | | 1 | 59 | 170 | 1 | 0 | 59 | 0 | 170 | 0 | 0 | 0 | 0 | 0 | 59 | 0 | 170 | 0 |
| Decalachao | | 1 | 47 | 223 | 3 | 0 | 47 | 0 | 223 | 0 | 0 | 0 | 0 | 0 | 47 | 0 | 223 | 0 |
| Lajala | | 1 | 224 | 562 | 4 | 0 | 224 | 0 | 562 | 0 | 0 | 0 | 0 | 0 | 224 | 0 | 562 | 0 |
| Malawig | | 1 | 85 | 320 | 2 | 0 | 85 | 0 | 320 | 0 | 0 | 0 | 0 | 0 | 85 | 0 | 320 | 0 |
| Marcilla | | 1 | 116 | 322 | 2 | 0 | 116 | 0 | 322 | 0 | 0 | 0 | 0 | 0 | 116 | 0 | 322 | 0 |
| Poblacion 6 | | 1 | 1 | 5 | 1 | 0 | 1 | 0 | 5 | 0 | 0 | 0 | 0 | 0 | 1 | 0 | 5 | 0 |
| San Jose | | 1 | 50 | 178 | 5 | 0 | 50 | 0 | 178 | 0 | 0 | 0 | 0 | 0 | 50 | 0 | 178 | 0 |
| San Nicolas | | 1 | 9 | 33 | 2 | 0 | 9 | 0 | 33 | 0 | 0 | 0 | 0 | 0 | 9 | 0 | 33 | 0 |
| Tagumpay | | 1 | 29 | 140 | 3 | 0 | 29 | 0 | 140 | 0 | 0 | 0 | 0 | 0 | 29 | 0 | 140 | 0 |
| Tara | | 1 | 2 | 6 | 1 | 0 | 2 | 0 | 6 | 0 | 0 | 0 | 0 | 0 | 2 | 0 | 6 | 0 |
| Turda | | 1 | 4 | 20 | 1 | 0 | 4 | 0 | 20 | 0 | 0 | 0 | 0 | 0 | 4 | 0 | 20 | 0 |
| Poblacion 5 | | 1 | 37 | 156 | 5 | 0 | 37 | 0 | 156 | 0 | 0 | 0 | 0 | 0 | 37 | 0 | 156 | 0 |
| Poblacion 3 | | 1 | 17 | 85 | 1 | 0 | 17 | 0 | 85 | 0 | 0 | 0 | 0 | 0 | 17 | 0 | 85 | 0 |
| No breakdown | | 0 | 40 | 0 | 0 | 0 | 0 | 0 | 0 | 0 | 0 | 0 | 0 | 0 | 0 | 0 | 0 | 0 |
| Culion | 5 | 5 | 35 | 89 | 5 | 0 | 35 | 0 | 89 | 0 | 0 | 0 | 0 | 0 | 35 | 0 | 89 | 0 |
| Jardin | | 1 | 3 | 9 | 1 | 0 | 3 | 0 | 9 | 0 | 0 | 0 | 0 | 0 | 3 | 0 | 9 | 0 |
| Osmenia | | 1 | 6 | 16 | 1 | 0 | 6 | 0 | 16 | 0 | 0 | 0 | 0 | 0 | 6 | 0 | 16 | 0 |
| Baldat | | 1 | 1 | 3 | 1 | 0 | 1 | 0 | 3 | 0 | 0 | 0 | 0 | 0 | 1 | 0 | 3 | 0 |
| Culango | | 1 | 5 | 18 | 1 | 0 | 5 | 0 | 18 | 0 | 0 | 0 | 0 | 0 | 5 | 0 | 18 | 0 |
| Libis | | 1 | 20 | 43 | 1 | 0 | 20 | 0 | 43 | 0 | 0 | 0 | 0 | 0 | 20 | 0 | 43 | 0 |
| Cuyo | 18 | 19 | 2,057 | 6,430 | 23 | 0 | 1,647 | 0 | 5,085 | 0 | 410 | 0 | 1,345 | 0 | 2,057 | 0 | 6,430 | 0 |
| Maringian, Tenga tenga | | 2 | 144 | 557 | 1 | 0 | 82 | 0 | 314 | 0 | 62 | 0 | 243 | 0 | 144 | 0 | 557 | 0 |
| Cabigsing | | 1 | 675 | 2,261 | 3 | 0 | 675 | 0 | 2,261 | 0 | 0 | 0 | 0 | 0 | 675 | 0 | 2,261 | 0 |
| Suba | | 1 | 434 | 1,028 | 3 | 0 | 399 | 0 | 978 | 0 | 35 | 0 | 50 | 0 | 434 | 0 | 1,028 | 0 |
| Cataduan | | 1 | 1 | 5 | 1 | 0 | 1 | 0 | 5 | 0 | 0 | 0 | 0 | 0 | 1 | 0 | 5 | 0 |
| Tucadan | | 1 | 49 | 173 | 1 | 0 | 28 | 0 | 95 | 0 | 21 | 0 | 78 | 0 | 49 | 0 | 173 | 0 |
| Bangcal | | 1 | 8 | 24 | 1 | 0 | 8 | 0 | 24 | 0 | 0 | 0 | 0 | 0 | 8 | 0 | 24 | 0 |
| Caburian | | 1 | 56 | 219 | 3 | 0 | 24 | 0 | 59 | 0 | 32 | 0 | 160 | 0 | 56 | 0 | 219 | 0 |
| Lagaoriao | | 1 | 26 | 95 | 1 | 0 | 22 | 0 | 78 | 0 | 4 | 0 | 17 | 0 | 26 | 0 | 95 | 0 |

| REGION PROVINCE CITY/ MUNICIPALITY BARANGAY | | NO. OF AFFECTED | | | No. of ECs | | Inside Evacuation Centers | | | | Outside Evacuation Centers | | | | TOTAL SERVED (CURRENT) | | | |
|--|----|-----------------|----------|---------|------------|-----|---------------------------|-----|---------|-----|----------------------------|-----|---------|-----|------------------------|-----|-------|-----|
| | | Brgys. | Families | Persons | CUM | NOW | Families | | Persons | | Families | | Persons | | (Inside + Outside) | | | |
| | | | | | | | CUM | NOW | CUM | NOW | CUM | NOW | CUM | NOW | CUM | NOW | CUM | NOW |
| | | | | | | | | | | | | | | | | | | |
| Lungsod | | 1 | 1 | 7 | 1 | 0 | 1 | 0 | 7 | 0 | 0 | 0 | 0 | 0 | 1 | 0 | 7 | 0 |
| Lubid | | 1 | 84 | 320 | 1 | 0 | 43 | 0 | 164 | 0 | 41 | 0 | 156 | 0 | 84 | 0 | 320 | 0 |
| Manamoc Island | | 1 | 20 | 74 | 1 | 0 | 20 | 0 | 74 | 0 | 0 | 0 | 0 | 0 | 20 | 0 | 74 | 0 |
| Pawa | | 1 | 83 | 330 | 2 | 0 | 46 | 0 | 182 | 0 | 37 | 0 | 148 | 0 | 83 | 0 | 330 | 0 |
| Caponayan | | 1 | 322 | 891 | 1 | 0 | 202 | 0 | 565 | 0 | 120 | 0 | 326 | 0 | 322 | 0 | 891 | 0 |
| San carlos | | 1 | 51 | 108 | 1 | 0 | 34 | 0 | 64 | 0 | 17 | 0 | 44 | 0 | 51 | 0 | 108 | 0 |
| Catadman | | 1 | 1 | 5 | 1 | 0 | 1 | 0 | 5 | 0 | 0 | 0 | 0 | 0 | 1 | 0 | 5 | 0 |
| Funda | | 1 | 61 | 210 | 1 | 0 | 61 | 0 | 210 | 0 | 0 | 0 | 0 | 0 | 61 | 0 | 210 | 0 |
| Balading | | 0 | 41 | 123 | 0 | 0 | 0 | 0 | 0 | 0 | 41 | 0 | 123 | 0 | 41 | 0 | 123 | 0 |
| No breakdown | | 2 | 0 | 0 | 0 | 0 | 0 | 0 | 0 | 0 | 0 | 0 | 0 | 0 | 0 | 0 | 0 | 0 |
| Dumaran | 15 | 14 | 3,797 | 17,405 | 18 | 8 | 2,011 | 185 | 8,655 | 925 | 0 | 0 | 0 | 0 | 2,011 | 185 | 8,655 | 925 |
| Culasian | | 1 | 122 | 466 | 1 | 0 | 122 | 0 | 466 | 0 | 0 | 0 | 0 | 0 | 122 | 0 | 466 | 0 |
| Magsaysay | | 1 | 37 | 185 | 2 | 2 | 37 | 37 | 185 | 185 | 0 | 0 | 0 | 0 | 37 | 37 | 185 | 185 |
| Capayas | | 1 | 120 | 600 | 2 | 2 | 120 | 120 | 600 | 600 | 0 | 0 | 0 | 0 | 120 | 120 | 600 | 600 |
| Danleg | | 1 | 173 | 639 | 1 | 1 | 173 | 13 | 639 | 65 | 0 | 0 | 0 | 0 | 173 | 13 | 639 | 65 |
| Sta. Teresita | | 1 | 141 | 700 | 3 | 0 | 141 | 0 | 700 | 0 | 0 | 0 | 0 | 0 | 141 | 0 | 700 | 0 |
| San Juan | | 1 | 183 | 925 | 1 | 1 | 183 | 5 | 925 | 25 | 0 | 0 | 0 | 0 | 183 | 5 | 925 | 25 |
| Catep | | 1 | 145 | 544 | 1 | 1 | 145 | 5 | 544 | 25 | 0 | 0 | 0 | 0 | 145 | 5 | 544 | 25 |
| Calasag | | 1 | 69 | 247 | 1 | 1 | 69 | 5 | 247 | 25 | 0 | 0 | 0 | 0 | 69 | 5 | 247 | 25 |
| Bacao | | 1 | 415 | 1,631 | 1 | 0 | 415 | 0 | 1,631 | 0 | 0 | 0 | 0 | 0 | 415 | 0 | 1,631 | 0 |
| Bohol | | 1 | 49 | 156 | 1 | 0 | 49 | 0 | 156 | 0 | 0 | 0 | 0 | 0 | 49 | 0 | 156 | 0 |
| Sta Maria | | 1 | 110 | 554 | 1 | 0 | 110 | 0 | 554 | 0 | 0 | 0 | 0 | 0 | 110 | 0 | 554 | 0 |
| Poblacion | | 1 | 151 | 533 | 1 | 0 | 151 | 0 | 533 | 0 | 0 | 0 | 0 | 0 | 151 | 0 | 533 | 0 |
| Sto. Tomas | | 1 | 200 | 1,000 | 1 | 0 | 200 | 0 | 1,000 | 0 | 0 | 0 | 0 | 0 | 200 | 0 | 1,000 | 0 |
| Ilian | | 1 | 96 | 475 | 1 | 0 | 96 | 0 | 475 | 0 | 0 | 0 | 0 | 0 | 96 | 0 | 475 | 0 |
| No breakdown | | 0 | 1,786 | 8,750 | 0 | 0 | 0 | 0 | 0 | 0 | 0 | 0 | 0 | 0 | 0 | 0 | 0 | 0 |
| El Nido?(Bacuit) | 13 | 14 | 686 | 2,021 | 28 | 0 | 569 | 0 | 2,021 | 0 | 0 | 0 | 0 | 0 | 569 | 0 | 2,021 | 0 |
| Bebeladan | | 1 | 102 | 427 | 7 | 0 | 102 | 0 | 427 | 0 | 0 | 0 | 0 | 0 | 102 | 0 | 427 | 0 |
| Corong-corong | | 1 | 5 | 18 | 1 | 0 | 5 | 0 | 18 | 0 | 0 | 0 | 0 | 0 | 5 | 0 | 18 | 0 |
| Buena Suerte, Maligaya, vILLA IIBERTAD | | 3 | 149 | 200 | 1 | 0 | 149 | 0 | 200 | 0 | 0 | 0 | 0 | 0 | 149 | 0 | 200 | 0 |
| Bucana | | 1 | 153 | 765 | 2 | 0 | 153 | 0 | 765 | 0 | 0 | 0 | 0 | 0 | 153 | 0 | 765 | 0 |
| Manlag | | 1 | 12 | 48 | 2 | 0 | 12 | 0 | 48 | 0 | 0 | 0 | 0 | 0 | 12 | 0 | 48 | 0 |

| REGION PROVINCE CITY/ MUNICIPALITY BARANGAY | | NO. OF AFFECTED | | | No. of ECs | | Inside Evacuation Centers | | | | Outside Evacuation Centers | | | | TOTAL SERVED (CURRENT) | | | |
|--|----|-----------------|----------|---------|------------|-----|---------------------------|-----|---------|-----|----------------------------|-----|---------|-----|------------------------|-----|---------|-----|
| | | Brgys. | Families | Persons | CUM | NOW | Families | | Persons | | Families | | Persons | | Families | | Persons | |
| | | | | | | | CUM | NOW | CUM | NOW | CUM | NOW | CUM | NOW | CUM | NOW | CUM | NOW |
| | | | | | | | | | | | | | | | | | | |
| (Inside + Outside) | | | | | | | | | | | | | | | | | | |
| New Ibajay | | 1 | 1 | 5 | 1 | 0 | 1 | 0 | 5 | 0 | 0 | 0 | 0 | 0 | 1 | 0 | 5 | 0 |
| Pasadena | | 1 | 19 | 85 | 2 | 0 | 19 | 0 | 85 | 0 | 0 | 0 | 0 | 0 | 19 | 0 | 85 | 0 |
| San Fernando | | 1 | 8 | 36 | 1 | 0 | 8 | 0 | 36 | 0 | 0 | 0 | 0 | 0 | 8 | 0 | 36 | 0 |
| Bagong Bayan | | 1 | 8 | 37 | 2 | 0 | 8 | 0 | 37 | 0 | 0 | 0 | 0 | 0 | 8 | 0 | 37 | 0 |
| Aberawan | | 1 | 50 | 158 | 4 | 0 | 50 | 0 | 158 | 0 | 0 | 0 | 0 | 0 | 50 | 0 | 158 | 0 |
| Teneguiban | | 1 | 35 | 148 | 4 | 0 | 35 | 0 | 148 | 0 | 0 | 0 | 0 | 0 | 35 | 0 | 148 | 0 |
| Villa Paz | | 1 | 27 | 94 | 1 | 0 | 27 | 0 | 94 | 0 | 0 | 0 | 0 | 0 | 27 | 0 | 94 | 0 |
| No breakdown | | 0 | 117 | 0 | 0 | 0 | 0 | 0 | 0 | 0 | 0 | 0 | 0 | 0 | 0 | 0 | 0 | 0 |
| Quezon | 3 | 3 | 372 | 1,482 | 3 | 0 | 372 | 0 | 1,482 | 0 | 0 | 0 | 0 | 0 | 372 | 0 | 1,482 | 0 |
| Aramaywan | | 1 | 150 | 600 | 1 | 0 | 150 | 0 | 600 | 0 | 0 | 0 | 0 | 0 | 150 | 0 | 600 | 0 |
| Alfonso XIII | | 1 | 105 | 420 | 1 | 0 | 105 | 0 | 420 | 0 | 0 | 0 | 0 | 0 | 105 | 0 | 420 | 0 |
| Isugod | | 1 | 117 | 462 | 1 | 0 | 117 | 0 | 462 | 0 | 0 | 0 | 0 | 0 | 117 | 0 | 462 | 0 |
| Linapacan | 7 | 7 | 686 | 2,231 | 15 | 0 | 639 | 0 | 2,032 | 0 | 47 | 0 | 199 | 0 | 686 | 0 | 2,231 | 0 |
| San Miguel | | 1 | 138 | 604 | 3 | 0 | 138 | 0 | 604 | 0 | 0 | 0 | 0 | 0 | 138 | 0 | 604 | 0 |
| Barangunan | | 1 | 47 | 199 | 3 | 0 | 47 | 0 | 199 | 0 | 0 | 0 | 0 | 0 | 47 | 0 | 199 | 0 |
| Cabunlawan | | 1 | 238 | 390 | 1 | 0 | 238 | 0 | 390 | 0 | 0 | 0 | 0 | 0 | 238 | 0 | 390 | 0 |
| Calibangbangan | | 1 | 69 | 267 | 1 | 0 | 69 | 0 | 267 | 0 | 0 | 0 | 0 | 0 | 69 | 0 | 267 | 0 |
| Decabaitot | | 1 | 3 | 15 | 1 | 0 | 3 | 0 | 15 | 0 | 0 | 0 | 0 | 0 | 3 | 0 | 15 | 0 |
| Maroyogyog | | 1 | 19 | 62 | 1 | 0 | 19 | 0 | 62 | 0 | 0 | 0 | 0 | 0 | 19 | 0 | 62 | 0 |
| Nangalao | | 1 | 172 | 694 | 5 | 0 | 125 | 0 | 495 | 0 | 47 | 0 | 199 | 0 | 172 | 0 | 694 | 0 |
| Magsaysay | 12 | 13 | 2,912 | 12,479 | 21 | 0 | 911 | 0 | 3,123 | 0 | 270 | 0 | 957 | 0 | 1,181 | 0 | 4,080 | 0 |
| Balaguen | | 1 | 187 | 694 | 3 | 0 | 152 | 0 | 547 | 0 | 35 | 0 | 113 | 0 | 187 | 0 | 660 | 0 |
| Canipo | | 1 | 60 | 220 | 2 | 0 | 60 | 0 | 220 | 0 | 0 | 0 | 0 | 0 | 60 | 0 | 220 | 0 |
| Lucbuan | | 1 | 92 | 370 | 2 | 0 | 57 | 0 | 230 | 0 | 35 | 0 | 140 | 0 | 92 | 0 | 370 | 0 |
| Alcoba | | 1 | 148 | 528 | 2 | 0 | 99 | 0 | 345 | 0 | 49 | 0 | 183 | 0 | 148 | 0 | 528 | 0 |
| Los Angeles | | 1 | 125 | 311 | 1 | 0 | 99 | 0 | 248 | 0 | 26 | 0 | 63 | 0 | 125 | 0 | 311 | 0 |
| Cocoro | | 1 | 288 | 971 | 5 | 0 | 288 | 0 | 971 | 0 | 0 | 0 | 0 | 0 | 288 | 0 | 971 | 0 |
| Danawan | | 1 | 55 | 172 | 2 | 0 | 40 | 0 | 120 | 0 | 15 | 0 | 52 | 0 | 55 | 0 | 172 | 0 |
| Lacaren | | 1 | 24 | 66 | 1 | 0 | 14 | 0 | 40 | 0 | 10 | 0 | 26 | 0 | 24 | 0 | 66 | 0 |
| Rizal | | 1 | 120 | 480 | 1 | 0 | 60 | 0 | 240 | 0 | 60 | 0 | 240 | 0 | 120 | 0 | 480 | 0 |
| Emilod | | 1 | 28 | 84 | 1 | 0 | 15 | 0 | 53 | 0 | 13 | 0 | 31 | 0 | 28 | 0 | 84 | 0 |
| Igabas | | 0 | 54 | 218 | 1 | 0 | 27 | 0 | 109 | 0 | 27 | 0 | 109 | 0 | 54 | 0 | 218 | 0 |

| REGION PROVINCE CITY/ MUNICIPALITY BARANGAY | | NO. OF AFFECTED | | | No. of ECs | | Inside Evacuation Centers | | | | Outside Evacuation Centers | | | | TOTAL SERVED (CURRENT) | | | |
|--|----|-----------------|----------|---------|------------|-----|---------------------------|-----|---------|-------|----------------------------|-----|---------|-----|------------------------|-----|--------|-------|
| | | Brgys. | Families | Persons | CUM | NOW | Families | | Persons | | Families | | Persons | | (Inside + Outside) | | | |
| | | | | | | | CUM | NOW | CUM | NOW | CUM | NOW | CUM | NOW | CUM | NOW | CUM | NOW |
| | | | | | | | | | | | | | | | | | | |
| No breakdown | | 3 | 1,731 | 8,365 | 0 | 0 | 0 | 0 | 0 | 0 | 0 | 0 | 0 | 0 | 0 | 0 | 0 | 0 |
| Narra | 12 | 12 | 1,723 | 7,681 | 16 | 0 | 460 | 0 | 1,366 | 0 | 1,263 | 0 | 6,315 | 0 | 1,723 | 0 | 7,681 | 0 |
| El Vita | | 1 | 71 | 243 | 1 | 0 | 69 | 0 | 233 | 0 | 2 | 0 | 10 | 0 | 71 | 0 | 243 | 0 |
| Caguisan | | 1 | 1 | 4 | 1 | 0 | 1 | 0 | 4 | 0 | 0 | 0 | 0 | 0 | 1 | 0 | 4 | 0 |
| Tinagong Dagat | | 1 | 127 | 630 | 1 | 0 | 22 | 0 | 105 | 0 | 105 | 0 | 525 | 0 | 127 | 0 | 630 | 0 |
| Malinao | | 1 | 106 | 436 | 1 | 0 | 64 | 0 | 226 | 0 | 42 | 0 | 210 | 0 | 106 | 0 | 436 | 0 |
| Aramaywan | | 1 | 108 | 432 | 1 | 0 | 67 | 0 | 227 | 0 | 41 | 0 | 205 | 0 | 108 | 0 | 432 | 0 |
| Batang-batang | | 1 | 74 | 176 | 1 | 0 | 64 | 0 | 126 | 0 | 10 | 0 | 50 | 0 | 74 | 0 | 176 | 0 |
| Bagong Sikat | | 1 | 16 | 64 | 4 | 0 | 16 | 0 | 64 | 0 | 0 | 0 | 0 | 0 | 16 | 0 | 64 | 0 |
| Dumanguena | | 1 | 63 | 282 | 1 | 0 | 17 | 0 | 52 | 0 | 46 | 0 | 230 | 0 | 63 | 0 | 282 | 0 |
| Malatgao | | 1 | 146 | 456 | 1 | 0 | 75 | 0 | 101 | 0 | 71 | 0 | 355 | 0 | 146 | 0 | 456 | 0 |
| Panacan | | 1 | 453 | 2,222 | 1 | 0 | 24 | 0 | 77 | 0 | 429 | 0 | 2,145 | 0 | 453 | 0 | 2,222 | 0 |
| Panacan 2 | | 1 | 526 | 2,593 | 2 | 0 | 26 | 0 | 93 | 0 | 500 | 0 | 2,500 | 0 | 526 | 0 | 2,593 | 0 |
| Princess Urduja | | 1 | 32 | 143 | 1 | 0 | 15 | 0 | 58 | 0 | 17 | 0 | 85 | 0 | 32 | 0 | 143 | 0 |
| Puerto Princesa | 56 | 58 | 27,263 | 95,499 | 149 | 42 | 20,886 | 459 | 81,978 | 1,826 | 3,939 | 12 | 13,521 | 60 | 24,825 | 471 | 95,499 | 1,886 |
| Sta Lourdes | | 1 | 235 | 905 | 2 | 0 | 235 | 0 | 905 | 0 | 0 | 0 | 0 | 0 | 235 | 0 | 905 | 0 |
| Bagong Silang, Masigla, Pagkakaisa | | 3 | 783 | 3,830 | 3 | 2 | 783 | 6 | 3,830 | 16 | 0 | 0 | 0 | 0 | 783 | 6 | 3,830 | 16 |
| Bancao-Bancao | | 1 | 490 | 2,115 | 4 | 0 | 490 | 0 | 2,115 | 0 | 0 | 0 | 0 | 0 | 490 | 0 | 2,115 | 0 |
| Cabayugan | | 1 | 1,500 | 4,064 | 4 | 0 | 1,500 | 0 | 4,064 | 0 | 0 | 0 | 0 | 0 | 1,500 | 0 | 4,064 | 0 |
| Maoyon | | 1 | 700 | 3,500 | 4 | 1 | 700 | 1 | 3,500 | 5 | 0 | 0 | 0 | 0 | 700 | 1 | 3,500 | 5 |
| Concepcion | | 1 | 413 | 2,065 | 13 | 7 | 413 | 61 | 2,065 | 241 | 0 | 0 | 0 | 0 | 413 | 61 | 2,065 | 241 |
| Tagburos | | 1 | 212 | 707 | 1 | 0 | 212 | 0 | 707 | 0 | 0 | 0 | 0 | 0 | 212 | 0 | 707 | 0 |
| Tanabag | | 1 | 175 | 563 | 3 | 3 | 175 | 11 | 563 | 41 | 0 | 0 | 0 | 0 | 175 | 11 | 563 | 41 |
| Macarascas | | 1 | 651 | 3,253 | 7 | 2 | 651 | 3 | 3,253 | 12 | 0 | 0 | 0 | 0 | 651 | 3 | 3,253 | 12 |
| Mangingisda | | 1 | 528 | 908 | 1 | 0 | 528 | 0 | 908 | 0 | 0 | 0 | 0 | 0 | 528 | 0 | 908 | 0 |
| Liwanag | | 1 | 208 | 1,040 | 1 | 1 | 208 | 89 | 1,040 | 339 | 0 | 0 | 0 | 0 | 208 | 89 | 1,040 | 339 |
| San Jose | | 1 | 235 | 1,175 | 4 | 1 | 235 | 1 | 1,175 | 5 | 0 | 0 | 0 | 0 | 235 | 1 | 1,175 | 5 |
| Montible | | 1 | 40 | 210 | 1 | 0 | 40 | 0 | 210 | 0 | 0 | 0 | 0 | 0 | 40 | 0 | 210 | 0 |
| Buenavista | | 1 | 1,226 | 5,091 | 4 | 0 | 613 | 0 | 2,341 | 0 | 613 | 0 | 2,750 | 0 | 1,226 | 0 | 5,091 | 0 |
| Bagong Sikat | | 1 | 972 | 3,708 | 5 | 1 | 972 | 7 | 3,708 | 34 | 0 | 0 | 0 | 0 | 972 | 7 | 3,708 | 34 |
| Langogan | | 1 | 740 | 2,905 | 7 | 6 | 740 | 160 | 2,905 | 704 | 0 | 0 | 0 | 0 | 740 | 160 | 2,905 | 704 |
| Manalo | | 1 | 710 | 2,577 | 4 | 1 | 698 | 3 | 2,517 | 8 | 12 | 12 | 60 | 60 | 710 | 15 | 2,577 | 68 |

| REGION PROVINCE CITY/ MUNICIPALITY BARANGAY | NO. OF AFFECTED | | | No. of ECs | | Inside Evacuation Centers | | | | Outside Evacuation Centers | | | | TOTAL SERVED (CURRENT) | | | | | |
|--|-----------------|----------|---------|------------|-----|---------------------------|-----|---------|-----|----------------------------|-----|---------|-----|------------------------|-----|----------|-----|---------|-----|
| | Brgys. | Families | Persons | CUM | NOW | Families | | Persons | | Families | | Persons | | (Inside + Outside) | | Families | | Persons | |
| | | | | | | CUM | NOW | CUM | NOW | CUM | NOW | CUM | NOW | CUM | NOW | CUM | NOW | CUM | NOW |
| | | | | | | | | | | | | | | | | | | | |
| Sicsican | 1 | 1,233 | 6,100 | 2 | 0 | 1,233 | 0 | 6,100 | 0 | 0 | 0 | 0 | 0 | 1,233 | 0 | 6,100 | 0 | | |
| Inagawan | 1 | 730 | 1,872 | 1 | 0 | 365 | 0 | 936 | 0 | 365 | 0 | 936 | 0 | 730 | 0 | 1,872 | 0 | | |
| Inagawan-Sub | 1 | 549 | 1,295 | 1 | 0 | 549 | 0 | 1,295 | 0 | 0 | 0 | 0 | 0 | 549 | 0 | 1,295 | 0 | | |
| Maunlad | 1 | 13 | 65 | 2 | 0 | 13 | 0 | 65 | 0 | 0 | 0 | 0 | 0 | 13 | 0 | 65 | 0 | | |
| Mandaragat | 1 | 708 | 2,878 | 5 | 2 | 708 | 9 | 2,878 | 32 | 0 | 0 | 0 | 0 | 708 | 9 | 2,878 | 32 | | |
| Sta Monica | 1 | 23 | 98 | 2 | 1 | 23 | 1 | 98 | 7 | 0 | 0 | 0 | 0 | 23 | 1 | 98 | 7 | | |
| Matiyaga | 1 | 7 | 29 | 1 | 0 | 7 | 0 | 29 | 0 | 0 | 0 | 0 | 0 | 7 | 0 | 29 | 0 | | |
| Princesa | 1 | 26 | 118 | 1 | 0 | 26 | 0 | 118 | 0 | 0 | 0 | 0 | 0 | 26 | 0 | 118 | 0 | | |
| Manggahan | 1 | 26 | 130 | 1 | 0 | 26 | 0 | 130 | 0 | 0 | 0 | 0 | 0 | 26 | 0 | 130 | 0 | | |
| Matahimik | 1 | 54 | 206 | 4 | 0 | 54 | 0 | 206 | 0 | 0 | 0 | 0 | 0 | 54 | 0 | 206 | 0 | | |
| Mabuhay | 1 | 1 | 2 | 1 | 0 | 1 | 0 | 2 | 0 | 0 | 0 | 0 | 0 | 1 | 0 | 2 | 0 | | |
| San Isidro | 1 | 7 | 35 | 2 | 0 | 7 | 0 | 35 | 0 | 0 | 0 | 0 | 0 | 7 | 0 | 35 | 0 | | |
| Bahile | 1 | 968 | 2,972 | 4 | 4 | 968 | 23 | 2,972 | 80 | 0 | 0 | 0 | 0 | 968 | 23 | 2,972 | 80 | | |
| Kamuning | 1 | 300 | 603 | 1 | 0 | 300 | 0 | 603 | 0 | 0 | 0 | 0 | 0 | 300 | 0 | 603 | 0 | | |
| Iwahig | 1 | 521 | 2,026 | 2 | 1 | 521 | 3 | 2,026 | 6 | 0 | 0 | 0 | 0 | 521 | 3 | 2,026 | 6 | | |
| Maningning | 1 | 28 | 128 | 1 | 0 | 28 | 0 | 128 | 0 | 0 | 0 | 0 | 0 | 28 | 0 | 128 | 0 | | |
| San Rafael | 1 | 517 | 2,585 | 4 | 4 | 517 | 12 | 2,585 | 52 | 0 | 0 | 0 | 0 | 517 | 12 | 2,585 | 52 | | |
| Bagong Bayan | 1 | 220 | 1,100 | 1 | 0 | 220 | 0 | 1,100 | 0 | 0 | 0 | 0 | 0 | 220 | 0 | 1,100 | 0 | | |
| Irawan | 1 | 75 | 375 | 4 | 0 | 58 | 0 | 290 | 0 | 17 | 0 | 85 | 0 | 75 | 0 | 375 | 0 | | |
| Sta. Cruz | 1 | 394 | 1,151 | 3 | 0 | 394 | 0 | 1,151 | 0 | 0 | 0 | 0 | 0 | 394 | 0 | 1,151 | 0 | | |
| Sta. Lucia | 1 | 80 | 163 | 1 | 0 | 80 | 0 | 163 | 0 | 0 | 0 | 0 | 0 | 80 | 0 | 163 | 0 | | |
| Bacungan | 1 | 1,810 | 9,050 | 7 | 0 | 1,810 | 0 | 9,050 | 0 | 0 | 0 | 0 | 0 | 1,810 | 0 | 9,050 | 0 | | |
| New Panggangan | 1 | 503 | 1,407 | 1 | 0 | 203 | 0 | 717 | 0 | 300 | 0 | 690 | 0 | 503 | 0 | 1,407 | 0 | | |
| Lucbuan | 1 | 536 | 1,577 | 8 | 1 | 536 | 1 | 1,577 | 5 | 0 | 0 | 0 | 0 | 536 | 1 | 1,577 | 5 | | |
| San Manuel | 1 | 17 | 85 | 1 | 0 | 17 | 0 | 85 | 0 | 0 | 0 | 0 | 0 | 17 | 0 | 85 | 0 | | |
| San Miguel | 1 | 200 | 1,000 | 1 | 0 | 200 | 0 | 1,000 | 0 | 0 | 0 | 0 | 0 | 200 | 0 | 1,000 | 0 | | |
| Tiniguiban | 1 | 370 | 1,850 | 3 | 0 | 370 | 0 | 1,850 | 0 | 0 | 0 | 0 | 0 | 370 | 0 | 1,850 | 0 | | |
| Tagumpay | 1 | 7 | 35 | 2 | 0 | 7 | 0 | 35 | 0 | 0 | 0 | 0 | 0 | 7 | 0 | 35 | 0 | | |
| Binduyan | 1 | 590 | 1,500 | 1 | 0 | 590 | 0 | 1,500 | 0 | 0 | 0 | 0 | 0 | 590 | 0 | 1,500 | 0 | | |
| San Pedro | 1 | 449 | 2,209 | 3 | 2 | 449 | 66 | 2,209 | 229 | 0 | 0 | 0 | 0 | 449 | 66 | 2,209 | 229 | | |
| Babuyan | 1 | 681 | 2,626 | 5 | 1 | 681 | 1 | 2,626 | 5 | 0 | 0 | 0 | 0 | 681 | 1 | 2,626 | 5 | | |
| Marufinas | 1 | 287 | 1,047 | 1 | 1 | 287 | 1 | 1,047 | 5 | 0 | 0 | 0 | 0 | 287 | 1 | 1,047 | 5 | | |

| REGION PROVINCE CITY/ MUNICIPALITY BARANGAY | | NO. OF AFFECTED | | | No. of ECs | | Inside Evacuation Centers | | | | Outside Evacuation Centers | | | | TOTAL SERVED (CURRENT) | | | |
|--|----|-----------------|----------|---------|------------|-----|---------------------------|-----|---------|-----|----------------------------|-----|---------|-----|------------------------|-----|---------|-----|
| | | Brgys. | Families | Persons | CUM | NOW | Families | | Persons | | Families | | Persons | | Families | | Persons | |
| | | | | | | | CUM | NOW | CUM | NOW | CUM | NOW | CUM | NOW | CUM | NOW | CUM | NOW |
| | | | | | | | (Inside + Outside) | | | | | | | | | | | |
| Marayugon | | 1 | 445 | 1,566 | 4 | 0 | 445 | 0 | 1,566 | 0 | 0 | 0 | 0 | 0 | 445 | 0 | 1,566 | 0 |
| Luzviminda | | 0 | 302 | 753 | 0 | 0 | 0 | 0 | 0 | 0 | 302 | 0 | 753 | 0 | 302 | 0 | 753 | 0 |
| Napsan | | 0 | 382 | 1,910 | 0 | 0 | 0 | 0 | 0 | 0 | 382 | 0 | 1,910 | 0 | 382 | 0 | 1,910 | 0 |
| Salvacion | | 0 | 447 | 1,596 | 0 | 0 | 0 | 0 | 0 | 0 | 447 | 0 | 1,596 | 0 | 447 | 0 | 1,596 | 0 |
| Sim pocan | | 0 | 600 | 3,000 | 0 | 0 | 0 | 0 | 0 | 0 | 600 | 0 | 3,000 | 0 | 600 | 0 | 3,000 | 0 |
| Tagabinet | | 0 | 901 | 1,741 | 0 | 0 | 0 | 0 | 0 | 0 | 901 | 0 | 1,741 | 0 | 901 | 0 | 1,741 | 0 |
| No breakdown | | 6 | 2,438 | 0 | 0 | 0 | 0 | 0 | 0 | 0 | 0 | 0 | 0 | 0 | 0 | 0 | 0 | 0 |
| Roxas | 24 | 26 | 17,622 | 88,110 | 31 | 1 | 7,482 | 43 | 26,155 | 181 | 13 | 0 | 51 | 0 | 7,495 | 43 | 26,206 | 181 |
| New Barbacan, 1, 6, 3, 4, Minara, San Nicolas, | | 6 | 342 | 1,188 | 1 | 0 | 342 | 0 | 1,188 | 0 | 0 | 0 | 0 | 0 | 342 | 0 | 1,188 | 0 |
| Brgy. 1,2 and 4 | | 1 | 160 | 636 | 1 | 1 | 160 | 43 | 636 | 181 | 0 | 0 | 0 | 0 | 160 | 43 | 636 | 181 |
| Brgy. 3 | | 1 | 15 | 65 | 2 | 0 | 15 | 0 | 65 | 0 | 0 | 0 | 0 | 0 | 15 | 0 | 65 | 0 |
| New Barbacan, 3, 4, and Sandoval | | 1 | 168 | 730 | 1 | 0 | 168 | 0 | 730 | 0 | 0 | 0 | 0 | 0 | 168 | 0 | 730 | 0 |
| Nicanor Zabala | | 1 | 335 | 976 | 7 | 0 | 335 | 0 | 976 | 0 | 0 | 0 | 0 | 0 | 335 | 0 | 976 | 0 |
| Tagumpay | | 1 | 822 | 3,139 | 1 | 0 | 822 | 0 | 3,139 | 0 | 0 | 0 | 0 | 0 | 822 | 0 | 3,139 | 0 |
| Dumarao | | 1 | 3 | 10 | 1 | 0 | 3 | 0 | 10 | 0 | 0 | 0 | 0 | 0 | 3 | 0 | 10 | 0 |
| Malcampo | | 1 | 357 | 1,674 | 1 | 0 | 357 | 0 | 1,674 | 0 | 0 | 0 | 0 | 0 | 357 | 0 | 1,674 | 0 |
| San Jose | | 1 | 464 | 2,188 | 1 | 0 | 464 | 0 | 2,188 | 0 | 0 | 0 | 0 | 0 | 464 | 0 | 2,188 | 0 |
| Minara | | 0 | 23 | 85 | 1 | 0 | 23 | 0 | 85 | 0 | 0 | 0 | 0 | 0 | 23 | 0 | 85 | 0 |
| Brgy. 1 | | 0 | 1,115 | 4,604 | 1 | 0 | 1,115 | 0 | 4,604 | 0 | 0 | 0 | 0 | 0 | 1,115 | 0 | 4,604 | 0 |
| Jolo | | 1 | 315 | 1,042 | 1 | 0 | 315 | 0 | 1,042 | 0 | 0 | 0 | 0 | 0 | 315 | 0 | 1,042 | 0 |
| Tinitian | | 1 | 12 | 40 | 2 | 0 | 12 | 0 | 40 | 0 | 0 | 0 | 0 | 0 | 12 | 0 | 40 | 0 |
| Mendoza | | 1 | 32 | 160 | 1 | 0 | 32 | 0 | 160 | 0 | 0 | 0 | 0 | 0 | 32 | 0 | 160 | 0 |
| San Isidro | | 1 | 201 | 810 | 1 | 0 | 201 | 0 | 810 | 0 | 0 | 0 | 0 | 0 | 201 | 0 | 810 | 0 |
| Taradungan | | 1 | 50 | 129 | 1 | 0 | 50 | 0 | 129 | 0 | 0 | 0 | 0 | 0 | 50 | 0 | 129 | 0 |
| Bagong Bayan | | 1 | 135 | 690 | 1 | 0 | 135 | 0 | 690 | 0 | 0 | 0 | 0 | 0 | 135 | 0 | 690 | 0 |
| Tumarbong | | 1 | 810 | 538 | 1 | 0 | 810 | 0 | 538 | 0 | 0 | 0 | 0 | 0 | 810 | 0 | 538 | 0 |
| Abaroan | | 1 | 928 | 3,182 | 1 | 0 | 928 | 0 | 3,182 | 0 | 0 | 0 | 0 | 0 | 928 | 0 | 3,182 | 0 |
| Rizal | | 1 | 323 | 1,129 | 1 | 0 | 310 | 0 | 1,078 | 0 | 13 | 0 | 51 | 0 | 323 | 0 | 1,129 | 0 |
| New Cuyo | | 1 | 575 | 2,190 | 1 | 0 | 575 | 0 | 2,190 | 0 | 0 | 0 | 0 | 0 | 575 | 0 | 2,190 | 0 |
| Salvacion | | 1 | 250 | 921 | 1 | 0 | 250 | 0 | 921 | 0 | 0 | 0 | 0 | 0 | 250 | 0 | 921 | 0 |
| San Miguel | | 1 | 60 | 80 | 1 | 0 | 60 | 0 | 80 | 0 | 0 | 0 | 0 | 0 | 60 | 0 | 80 | 0 |

| REGION PROVINCE CITY/ MUNICIPALITY BARANGAY | | NO. OF AFFECTED | | | No. of ECs | | Inside Evacuation Centers | | | | Outside Evacuation Centers | | | | TOTAL SERVED (CURRENT) | | | |
|--|----|-----------------|----------|---------|------------|-----|---------------------------|-----|---------|-----|----------------------------|-----|---------|-----|------------------------|-----|---------|-----|
| | | Brgys. | Families | Persons | CUM | NOW | Families | | Persons | | Families | | Persons | | Families | | Persons | |
| | | | | | | | CUM | NOW | CUM | NOW | CUM | NOW | CUM | NOW | CUM | NOW | CUM | NOW |
| | | | | | | | (Inside + Outside) | | | | | | | | | | | |
| No breakdown | | 0 | 10,127 | 61,904 | 0 | 0 | 0 | 0 | 0 | 0 | 0 | 0 | 0 | 0 | 0 | 0 | 0 | 0 |
| San Vicente | 11 | 10 | 5,508 | 15,395 | 21 | 5 | 1,488 | 67 | 5,689 | 311 | 14 | 14 | 50 | 50 | 1,502 | 81 | 5,739 | 361 |
| Alimanguan | | 1 | 330 | 1,341 | 4 | 0 | 330 | 0 | 1,341 | 0 | 0 | 0 | 0 | 0 | 330 | 0 | 1,341 | 0 |
| Binga | | 1 | 214 | 828 | 1 | 0 | 209 | 0 | 812 | 0 | 5 | 5 | 16 | 16 | 214 | 5 | 828 | 16 |
| Caruray | | 1 | 29 | 113 | 1 | 1 | 29 | 0 | 113 | 0 | 0 | 0 | 0 | 0 | 29 | 0 | 113 | 0 |
| New Agutaya | | 1 | 40 | 218 | 1 | 0 | 40 | 0 | 218 | 0 | 0 | 0 | 0 | 0 | 40 | 0 | 218 | 0 |
| Poblacion | | 1 | 99 | 487 | 3 | 0 | 98 | 0 | 479 | 0 | 1 | 1 | 8 | 8 | 99 | 1 | 487 | 8 |
| Port Barton | | 1 | 111 | 437 | 2 | 0 | 111 | 0 | 437 | 0 | 0 | 0 | 0 | 0 | 111 | 0 | 437 | 0 |
| Sto Niño | | 1 | 149 | 613 | 4 | 1 | 149 | 0 | 613 | 0 | 0 | 0 | 0 | 0 | 149 | 0 | 613 | 0 |
| San Isidro | | 1 | 55 | 214 | 1 | 0 | 55 | 0 | 214 | 0 | 0 | 0 | 0 | 0 | 55 | 0 | 214 | 0 |
| Kemdeng | | 1 | 274 | 834 | 3 | 3 | 266 | 0 | 808 | 0 | 8 | 8 | 26 | 26 | 274 | 8 | 834 | 26 |
| New canipo | | 1 | 201 | 654 | 1 | 0 | 201 | 0 | 654 | 0 | 0 | 0 | 0 | 0 | 201 | 0 | 654 | 0 |
| No breakdown | | 0 | 4,006 | 9,656 | 0 | 0 | 0 | 67 | 0 | 311 | 0 | 0 | 0 | 0 | 0 | 67 | 0 | 311 |
| Balabac | 1 | 1 | 758 | 3,574 | 3 | 0 | 758 | 0 | 3,574 | 0 | 0 | 0 | 0 | 0 | 758 | 0 | 3,574 | 0 |
| Mangsee | | 1 | 758 | 3,574 | 3 | 0 | 758 | 0 | 3,574 | 0 | 0 | 0 | 0 | 0 | 758 | 0 | 3,574 | 0 |
| Brookes Point | 10 | 10 | 147 | 263 | 11 | 0 | 147 | 0 | 263 | 0 | 0 | 0 | 0 | 0 | 147 | 0 | 263 | 0 |
| Aribungos | | 1 | 11 | 50 | 1 | 0 | 11 | 0 | 50 | 0 | 0 | 0 | 0 | 0 | 11 | 0 | 50 | 0 |
| Oring-orng | | 1 | 108 | 70 | 2 | 0 | 108 | 0 | 70 | 0 | 0 | 0 | 0 | 0 | 108 | 0 | 70 | 0 |
| Samarinana | | 1 | 15 | 64 | 1 | 0 | 15 | 0 | 64 | 0 | 0 | 0 | 0 | 0 | 15 | 0 | 64 | 0 |
| Barong-barong | | 1 | 2 | 8 | 1 | 0 | 2 | 0 | 8 | 0 | 0 | 0 | 0 | 0 | 2 | 0 | 8 | 0 |
| Salogon | | 1 | 4 | 22 | 1 | 0 | 4 | 0 | 22 | 0 | 0 | 0 | 0 | 0 | 4 | 0 | 22 | 0 |
| Ipilian | | 1 | 1 | 7 | 1 | 0 | 1 | 0 | 7 | 0 | 0 | 0 | 0 | 0 | 1 | 0 | 7 | 0 |
| Maasin | | 1 | 1 | 7 | 1 | 0 | 1 | 0 | 7 | 0 | 0 | 0 | 0 | 0 | 1 | 0 | 7 | 0 |
| Malis | | 1 | 1 | 4 | 1 | 0 | 1 | 0 | 4 | 0 | 0 | 0 | 0 | 0 | 1 | 0 | 4 | 0 |
| Amas | | 1 | 3 | 11 | 1 | 0 | 3 | 0 | 11 | 0 | 0 | 0 | 0 | 0 | 3 | 0 | 11 | 0 |
| Mainit | | 1 | 1 | 20 | 1 | 0 | 1 | 0 | 20 | 0 | 0 | 0 | 0 | 0 | 1 | 0 | 20 | 0 |
| Taytay | 32 | 31 | 25,059 | 64,498 | 31 | 0 | 12,455 | 0 | 64,498 | 0 | 0 | 0 | 0 | 0 | 12,455 | 0 | 64,498 | 0 |
| Abongan | | 1 | 643 | 3,549 | 1 | 0 | 643 | 0 | 3,549 | 0 | 0 | 0 | 0 | 0 | 643 | 0 | 3,549 | 0 |
| Alacalian | | 1 | 459 | 2,109 | 1 | 0 | 459 | 0 | 2,109 | 0 | 0 | 0 | 0 | 0 | 459 | 0 | 2,109 | 0 |
| Bato | | 1 | 719 | 2,590 | 1 | 0 | 719 | 0 | 2,590 | 0 | 0 | 0 | 0 | 0 | 719 | 0 | 2,590 | 0 |
| Banbanan | | 1 | 280 | 1,541 | 1 | 0 | 280 | 0 | 1,541 | 0 | 0 | 0 | 0 | 0 | 280 | 0 | 1,541 | 0 |
| Busybees | | 1 | 169 | 998 | 1 | 0 | 169 | 0 | 998 | 0 | 0 | 0 | 0 | 0 | 169 | 0 | 998 | 0 |

| REGION PROVINCE CITY/ MUNICIPALITY BARANGAY | | NO. OF AFFECTED | | | No. of ECs | | Inside Evacuation Centers | | | | Outside Evacuation Centers | | | | TOTAL SERVED (CURRENT) | | | |
|--|---|-----------------|----------|---------|------------|-----|---------------------------|-----|---------|-----|----------------------------|-----|---------|-----|------------------------|-----|--------|-----|
| | | Brgys. | Families | Persons | CUM | NOW | Families | | Persons | | Families | | Persons | | (Inside + Outside) | | | |
| | | | | | | | CUM | NOW | CUM | NOW | CUM | NOW | CUM | NOW | CUM | NOW | CUM | NOW |
| | | | | | | | | | | | | | | | | | | |
| Biton | | 1 | 208 | 991 | 1 | 0 | 208 | 0 | 991 | 0 | 0 | 0 | 0 | 0 | 208 | 0 | 991 | 0 |
| Bantulan | | 1 | 299 | 1,786 | 1 | 0 | 299 | 0 | 1,786 | 0 | 0 | 0 | 0 | 0 | 299 | 0 | 1,786 | 0 |
| Calawag | | 1 | 774 | 4,346 | 1 | 0 | 774 | 0 | 4,346 | 0 | 0 | 0 | 0 | 0 | 774 | 0 | 4,346 | 0 |
| Casian | | 1 | 628 | 3,715 | 1 | 0 | 628 | 0 | 3,715 | 0 | 0 | 0 | 0 | 0 | 628 | 0 | 3,715 | 0 |
| Cataban | | 1 | 129 | 735 | 1 | 0 | 129 | 0 | 735 | 0 | 0 | 0 | 0 | 0 | 129 | 0 | 735 | 0 |
| Debangan | | 1 | 139 | 890 | 1 | 0 | 139 | 0 | 890 | 0 | 0 | 0 | 0 | 0 | 139 | 0 | 890 | 0 |
| Depla | | 1 | 193 | 945 | 1 | 0 | 193 | 0 | 945 | 0 | 0 | 0 | 0 | 0 | 193 | 0 | 945 | 0 |
| Libertad | | 1 | 363 | 1,604 | 1 | 0 | 363 | 0 | 1,604 | 0 | 0 | 0 | 0 | 0 | 363 | 0 | 1,604 | 0 |
| Liminangcong | | 1 | 822 | 4,725 | 1 | 0 | 822 | 0 | 4,725 | 0 | 0 | 0 | 0 | 0 | 822 | 0 | 4,725 | 0 |
| Mayteged | | 1 | 168 | 884 | 1 | 0 | 168 | 0 | 884 | 0 | 0 | 0 | 0 | 0 | 168 | 0 | 884 | 0 |
| Minapla | | 1 | 125 | 559 | 1 | 0 | 125 | 0 | 559 | 0 | 0 | 0 | 0 | 0 | 125 | 0 | 559 | 0 |
| New Guinio | | 1 | 714 | 3,234 | 1 | 0 | 714 | 0 | 3,234 | 0 | 0 | 0 | 0 | 0 | 714 | 0 | 3,234 | 0 |
| Old Guinio | | 1 | 222 | 1,031 | 1 | 0 | 222 | 0 | 1,031 | 0 | 0 | 0 | 0 | 0 | 222 | 0 | 1,031 | 0 |
| Paglaum | | 1 | 324 | 1,749 | 1 | 0 | 324 | 0 | 1,749 | 0 | 0 | 0 | 0 | 0 | 324 | 0 | 1,749 | 0 |
| Pancol | | 1 | 418 | 2,242 | 1 | 0 | 418 | 0 | 2,242 | 0 | 0 | 0 | 0 | 0 | 418 | 0 | 2,242 | 0 |
| Pamantolon | | 1 | 304 | 1,760 | 1 | 0 | 304 | 0 | 1,760 | 0 | 0 | 0 | 0 | 0 | 304 | 0 | 1,760 | 0 |
| Poblacion | | 1 | 2,094 | 10,480 | 1 | 0 | 2,094 | 0 | 10,480 | 0 | 0 | 0 | 0 | 0 | 2,094 | 0 | 10,480 | 0 |
| Paly | | 1 | 413 | 2,062 | 1 | 0 | 413 | 0 | 2,062 | 0 | 0 | 0 | 0 | 0 | 413 | 0 | 2,062 | 0 |
| Pularaquen | | 1 | 326 | 1,895 | 1 | 0 | 326 | 0 | 1,895 | 0 | 0 | 0 | 0 | 0 | 326 | 0 | 1,895 | 0 |
| Pang-pang | | 1 | 117 | 678 | 1 | 0 | 117 | 0 | 678 | 0 | 0 | 0 | 0 | 0 | 117 | 0 | 678 | 0 |
| Sandoval | | 1 | 200 | 1,142 | 1 | 0 | 200 | 0 | 1,142 | 0 | 0 | 0 | 0 | 0 | 200 | 0 | 1,142 | 0 |
| San Jose | | 1 | 338 | 2,075 | 1 | 0 | 338 | 0 | 2,075 | 0 | 0 | 0 | 0 | 0 | 338 | 0 | 2,075 | 0 |
| Silanga | | 1 | 256 | 1,304 | 1 | 0 | 256 | 0 | 1,304 | 0 | 0 | 0 | 0 | 0 | 256 | 0 | 1,304 | 0 |
| Talog | | 1 | 166 | 704 | 1 | 0 | 166 | 0 | 704 | 0 | 0 | 0 | 0 | 0 | 166 | 0 | 704 | 0 |
| Tumbod | | 1 | 256 | 1,168 | 1 | 0 | 256 | 0 | 1,168 | 0 | 0 | 0 | 0 | 0 | 256 | 0 | 1,168 | 0 |
| Batas | | 1 | 189 | 1,007 | 1 | 0 | 189 | 0 | 1,007 | 0 | 0 | 0 | 0 | 0 | 189 | 0 | 1,007 | 0 |
| No breakdown | | 0 | 12,604 | 0 | 0 | 0 | 0 | 0 | 0 | 0 | 0 | 0 | 0 | 0 | 0 | 0 | 0 | 0 |
| Kalayaan | 2 | 1 | 61 | 305 | 1 | 0 | 44 | 0 | 248 | 0 | 0 | 0 | 0 | 0 | 44 | 0 | 248 | 0 |
| Pag-asa | | 1 | 44 | 248 | 1 | 0 | 44 | 0 | 248 | 0 | 0 | 0 | 0 | 0 | 44 | 0 | 248 | 0 |
| No breakdown | | 0 | 17 | 57 | 0 | 0 | 0 | 0 | 0 | 0 | 0 | 0 | 0 | 0 | 0 | 0 | 0 | 0 |
| Aborlan | 8 | 8 | 1,307 | 6,387 | 8 | 0 | 1,307 | 0 | 6,387 | 0 | 0 | 0 | 0 | 0 | 1,307 | 0 | 6,387 | 0 |
| Poblacion | | 1 | 687 | 3,413 | 1 | 0 | 687 | 0 | 3,413 | 0 | 0 | 0 | 0 | 0 | 687 | 0 | 3,413 | 0 |

| REGION PROVINCE CITY/ MUNICIPALITY BARANGAY | | NO. OF AFFECTED | | | No. of ECs | | Inside Evacuation Centers | | | | Outside Evacuation Centers | | | | TOTAL SERVED (CURRENT) | | | |
|--|-----------|-----------------|--------------|--------------|------------|----------|---------------------------|----------|--------------|----------|----------------------------|----------|----------|----------|------------------------|----------|--------------|----------|
| | | Brgys. | Families | Persons | CUM | NOW | Families | | Persons | | Families | | Persons | | (Inside + Outside) | | | |
| | | | | | | | CUM | NOW | CUM | NOW | CUM | NOW | CUM | NOW | Families | Persons | Families | Persons |
| | | | | | | | | | | | | | | | | | | |
| San Juan | | 1 | 494 | 2,451 | 1 | 0 | 494 | 0 | 2,451 | 0 | 0 | 0 | 0 | 0 | 494 | 0 | 2,451 | 0 |
| Iraan | | 1 | 25 | 98 | 1 | 0 | 25 | 0 | 98 | 0 | 0 | 0 | 0 | 0 | 25 | 0 | 98 | 0 |
| Tagpait | | 1 | 27 | 128 | 1 | 0 | 27 | 0 | 128 | 0 | 0 | 0 | 0 | 0 | 27 | 0 | 128 | 0 |
| Arupawan | | 1 | 13 | 46 | 1 | 0 | 13 | 0 | 46 | 0 | 0 | 0 | 0 | 0 | 13 | 0 | 46 | 0 |
| Apoc-Apoc | | 1 | 4 | 13 | 1 | 0 | 4 | 0 | 13 | 0 | 0 | 0 | 0 | 0 | 4 | 0 | 13 | 0 |
| Sagpangan | | 1 | 55 | 231 | 1 | 0 | 55 | 0 | 231 | 0 | 0 | 0 | 0 | 0 | 55 | 0 | 231 | 0 |
| Culandanum | | 1 | 2 | 7 | 1 | 0 | 2 | 0 | 7 | 0 | 0 | 0 | 0 | 0 | 2 | 0 | 7 | 0 |
| REGION 5 | 12 | 39 | 1,397 | 4,337 | 38 | 0 | 1,397 | 0 | 4,337 | 0 | 0 | 0 | 0 | 0 | 1,397 | 0 | 4,337 | 0 |
| MASBATE | 10 | 32 | 950 | 3,096 | 31 | 0 | 950 | 0 | 3,096 | 0 | 0 | 0 | 0 | 0 | 950 | 0 | 3,096 | 0 |
| Aroroy | 1 | 3 | 83 | 373 | 3 | 0 | 83 | 0 | 373 | 0 | 0 | 0 | 0 | 0 | 83 | 0 | 373 | 0 |
| | | 3 | 83 | 373 | 3 | 0 | 83 | 0 | 373 | 0 | 0 | 0 | 0 | 0 | 83 | 0 | 373 | 0 |
| Baleno | 1 | 1 | 23 | 62 | 1 | 0 | 23 | 0 | 62 | 0 | 0 | 0 | 0 | 0 | 23 | 0 | 62 | 0 |
| | | 1 | 23 | 62 | 1 | 0 | 23 | 0 | 62 | 0 | 0 | 0 | 0 | 0 | 23 | 0 | 62 | 0 |
| Cataingan | 1 | 1 | 64 | 206 | 2 | 0 | 64 | 0 | 206 | 0 | 0 | 0 | 0 | 0 | 64 | 0 | 206 | 0 |
| | | 1 | 64 | 206 | 2 | 0 | 64 | 0 | 206 | 0 | 0 | 0 | 0 | 0 | 64 | 0 | 206 | 0 |
| Esperanza | 1 | 15 | 585 | 1,706 | 15 | 0 | 585 | 0 | 1,706 | 0 | 0 | 0 | 0 | 0 | 585 | 0 | 1,706 | 0 |
| | | 15 | 585 | 1,706 | 15 | 0 | 585 | 0 | 1,706 | 0 | 0 | 0 | 0 | 0 | 585 | 0 | 1,706 | 0 |
| Masbate City | 1 | 1 | 7 | 32 | 1 | 0 | 7 | 0 | 32 | 0 | 0 | 0 | 0 | 0 | 7 | 0 | 32 | 0 |
| | | 1 | 7 | 32 | 1 | 0 | 7 | 0 | 32 | 0 | 0 | 0 | 0 | 0 | 7 | 0 | 32 | 0 |
| Palanas | 1 | 3 | 53 | 193 | 3 | 0 | 53 | 0 | 193 | 0 | 0 | 0 | 0 | 0 | 53 | 0 | 193 | 0 |
| | | 3 | 53 | 193 | 3 | 0 | 53 | 0 | 193 | 0 | 0 | 0 | 0 | 0 | 53 | 0 | 193 | 0 |
| Pio V. Corpuz (Limbuhan) | 1 | 2 | 66 | 248 | 2 | 0 | 66 | 0 | 248 | 0 | 0 | 0 | 0 | 0 | 66 | 0 | 248 | 0 |
| | | 2 | 66 | 248 | 2 | 0 | 66 | 0 | 248 | 0 | 0 | 0 | 0 | 0 | 66 | 0 | 248 | 0 |
| Placer | 1 | 3 | 29 | 120 | 1 | 0 | 29 | 0 | 120 | 0 | 0 | 0 | 0 | 0 | 29 | 0 | 120 | 0 |
| | | 3 | 29 | 120 | 1 | 0 | 29 | 0 | 120 | 0 | 0 | 0 | 0 | 0 | 29 | 0 | 120 | 0 |
| San Jacinto | 1 | 2 | 36 | 143 | 2 | 0 | 36 | 0 | 143 | 0 | 0 | 0 | 0 | 0 | 36 | 0 | 143 | 0 |
| | | 2 | 36 | 143 | 2 | 0 | 36 | 0 | 143 | 0 | 0 | 0 | 0 | 0 | 36 | 0 | 143 | 0 |
| Uson | 1 | 1 | 4 | 13 | 1 | 0 | 4 | 0 | 13 | 0 | 0 | 0 | 0 | 0 | 4 | 0 | 13 | 0 |
| | | 1 | 4 | 13 | 1 | 0 | 4 | 0 | 13 | 0 | 0 | 0 | 0 | 0 | 4 | 0 | 13 | 0 |
| ALBAY | 2 | 7 | 447 | 1,241 | 7 | 0 | 447 | 0 | 1,241 | 0 | 0 | 0 | 0 | 0 | 447 | 0 | 1,241 | 0 |
| Guinobatan | 1 | 5 | 427 | 1,184 | 4 | 0 | 427 | 0 | 1,184 | 0 | 0 | 0 | 0 | 0 | 427 | 0 | 1,184 | 0 |
| | | 5 | 427 | 1,184 | 4 | 0 | 427 | 0 | 1,184 | 0 | 0 | 0 | 0 | 0 | 427 | 0 | 1,184 | 0 |

| REGION PROVINCE CITY/ MUNICIPALITY BARANGAY | | NO. OF AFFECTED | | | No. of ECs | | Inside Evacuation Centers | | | | Outside Evacuation Centers | | | | TOTAL SERVED (CURRENT) | | | | | |
|--|------------|-----------------|----------|----------|------------|----------|---------------------------|----------|----------|----------|----------------------------|----------|----------|----------|------------------------|----------|----------|----------|----------|----------|
| | | Brgys. | Families | Persons | CUM | NOW | Families | | Persons | | Families | | Persons | | Families | | Persons | | | |
| | | | | | | | CUM | NOW | CUM | NOW | CUM | NOW | CUM | NOW | CUM | NOW | | | | |
| | | | | | | | (Inside + Outside) | | Families | | Persons | | Families | | Persons | | | | | |
| Ligao | 1 | 2 | 20 | 57 | 3 | 0 | 20 | 0 | 57 | 0 | 0 | 0 | 0 | 0 | 0 | 0 | 20 | 0 | 57 | 0 |
| | | 2 | 20 | 57 | 3 | 0 | 20 | 0 | 57 | 0 | 0 | 0 | 0 | 0 | 0 | 0 | 20 | 0 | 57 | 0 |
| REGION 6 | 133 | 0 | 0 | 0 | 0 | 0 | 0 | 0 | 0 | 0 | 0 | 0 | 0 | 0 | 0 | 0 | 0 | 0 | 0 | 0 |
| Aklan | 17 | 0 | 0 | 0 | 0 | 0 | 0 | 0 | 0 | 0 | 0 | 0 | 0 | 0 | 0 | 0 | 0 | 0 | 0 | 0 |
| Altavas | 1 | 0 | 0 | 0 | 0 | 0 | 0 | 0 | 0 | 0 | 0 | 0 | 0 | 0 | 0 | 0 | 0 | 0 | 0 | 0 |
| | | 0 | 0 | 0 | 0 | 0 | 0 | 0 | 0 | 0 | 0 | 0 | 0 | 0 | 0 | 0 | 0 | 0 | 0 | 0 |
| Balete | 1 | 0 | 0 | 0 | 0 | 0 | 0 | 0 | 0 | 0 | 0 | 0 | 0 | 0 | 0 | 0 | 0 | 0 | 0 | 0 |
| | | 0 | 0 | 0 | 0 | 0 | 0 | 0 | 0 | 0 | 0 | 0 | 0 | 0 | 0 | 0 | 0 | 0 | 0 | 0 |
| Banga | 1 | 0 | 0 | 0 | 0 | 0 | 0 | 0 | 0 | 0 | 0 | 0 | 0 | 0 | 0 | 0 | 0 | 0 | 0 | 0 |
| | | 0 | 0 | 0 | 0 | 0 | 0 | 0 | 0 | 0 | 0 | 0 | 0 | 0 | 0 | 0 | 0 | 0 | 0 | 0 |
| Batan | 1 | 0 | 0 | 0 | 0 | 0 | 0 | 0 | 0 | 0 | 0 | 0 | 0 | 0 | 0 | 0 | 0 | 0 | 0 | 0 |
| | | 0 | 0 | 0 | 0 | 0 | 0 | 0 | 0 | 0 | 0 | 0 | 0 | 0 | 0 | 0 | 0 | 0 | 0 | 0 |
| Buruanga | 1 | 0 | 0 | 0 | 0 | 0 | 0 | 0 | 0 | 0 | 0 | 0 | 0 | 0 | 0 | 0 | 0 | 0 | 0 | 0 |
| | | 0 | 0 | 0 | 0 | 0 | 0 | 0 | 0 | 0 | 0 | 0 | 0 | 0 | 0 | 0 | 0 | 0 | 0 | 0 |
| Ibajay | 1 | 0 | 0 | 0 | 0 | 0 | 0 | 0 | 0 | 0 | 0 | 0 | 0 | 0 | 0 | 0 | 0 | 0 | 0 | 0 |
| | | 0 | 0 | 0 | 0 | 0 | 0 | 0 | 0 | 0 | 0 | 0 | 0 | 0 | 0 | 0 | 0 | 0 | 0 | 0 |
| Kalibo | 1 | 0 | 0 | 0 | 0 | 0 | 0 | 0 | 0 | 0 | 0 | 0 | 0 | 0 | 0 | 0 | 0 | 0 | 0 | 0 |
| | | 0 | 0 | 0 | 0 | 0 | 0 | 0 | 0 | 0 | 0 | 0 | 0 | 0 | 0 | 0 | 0 | 0 | 0 | 0 |
| Lezo | 1 | 0 | 0 | 0 | 0 | 0 | 0 | 0 | 0 | 0 | 0 | 0 | 0 | 0 | 0 | 0 | 0 | 0 | 0 | 0 |
| | | 0 | 0 | 0 | 0 | 0 | 0 | 0 | 0 | 0 | 0 | 0 | 0 | 0 | 0 | 0 | 0 | 0 | 0 | 0 |
| Libacao | 1 | 0 | 0 | 0 | 0 | 0 | 0 | 0 | 0 | 0 | 0 | 0 | 0 | 0 | 0 | 0 | 0 | 0 | 0 | 0 |
| | | 0 | 0 | 0 | 0 | 0 | 0 | 0 | 0 | 0 | 0 | 0 | 0 | 0 | 0 | 0 | 0 | 0 | 0 | 0 |
| Madalag | 1 | 0 | 0 | 0 | 0 | 0 | 0 | 0 | 0 | 0 | 0 | 0 | 0 | 0 | 0 | 0 | 0 | 0 | 0 | 0 |
| | | 0 | 0 | 0 | 0 | 0 | 0 | 0 | 0 | 0 | 0 | 0 | 0 | 0 | 0 | 0 | 0 | 0 | 0 | 0 |
| Makato | 1 | 0 | 0 | 0 | 0 | 0 | 0 | 0 | 0 | 0 | 0 | 0 | 0 | 0 | 0 | 0 | 0 | 0 | 0 | 0 |
| | | 0 | 0 | 0 | 0 | 0 | 0 | 0 | 0 | 0 | 0 | 0 | 0 | 0 | 0 | 0 | 0 | 0 | 0 | 0 |
| Malay | 1 | 0 | 0 | 0 | 0 | 0 | 0 | 0 | 0 | 0 | 0 | 0 | 0 | 0 | 0 | 0 | 0 | 0 | 0 | 0 |
| | | 0 | 0 | 0 | 0 | 0 | 0 | 0 | 0 | 0 | 0 | 0 | 0 | 0 | 0 | 0 | 0 | 0 | 0 | 0 |
| Malinao | 1 | 0 | 0 | 0 | 0 | 0 | 0 | 0 | 0 | 0 | 0 | 0 | 0 | 0 | 0 | 0 | 0 | 0 | 0 | 0 |
| | | 0 | 0 | 0 | 0 | 0 | 0 | 0 | 0 | 0 | 0 | 0 | 0 | 0 | 0 | 0 | 0 | 0 | 0 | 0 |
| Nabas | 1 | 0 | 0 | 0 | 0 | 0 | 0 | 0 | 0 | 0 | 0 | 0 | 0 | 0 | 0 | 0 | 0 | 0 | 0 | 0 |
| | | 0 | 0 | 0 | 0 | 0 | 0 | 0 | 0 | 0 | 0 | 0 | 0 | 0 | 0 | 0 | 0 | 0 | 0 | 0 |

| REGION PROVINCE CITY/ MUNICIPALITY BARANGAY | | NO. OF AFFECTED | | | No. of ECs | | Inside Evacuation Centers | | | | Outside Evacuation Centers | | | | TOTAL SERVED (CURRENT) | | | |
|--|-----------|-----------------|----------|----------|------------|----------|---------------------------|----------|----------|----------|----------------------------|----------|----------|----------|------------------------|----------|----------|----------|
| | | Brgys. | Families | Persons | CUM | NOW | Families | | Persons | | Families | | Persons | | Families | | Persons | |
| | | | | | | | CUM | NOW | CUM | NOW | CUM | NOW | CUM | NOW | CUM | NOW | CUM | NOW |
| | | | | | | | (Inside + Outside) | | | | | | | | | | | |
| New Washington | 1 | 0 | 0 | 0 | 0 | 0 | 0 | 0 | 0 | 0 | 0 | 0 | 0 | 0 | 0 | 0 | 0 | 0 |
| | | 0 | 0 | 0 | 0 | 0 | 0 | 0 | 0 | 0 | 0 | 0 | 0 | 0 | 0 | 0 | 0 | 0 |
| Numancia | 1 | 0 | 0 | 0 | 0 | 0 | 0 | 0 | 0 | 0 | 0 | 0 | 0 | 0 | 0 | 0 | 0 | 0 |
| | | 0 | 0 | 0 | 0 | 0 | 0 | 0 | 0 | 0 | 0 | 0 | 0 | 0 | 0 | 0 | 0 | 0 |
| Tangalan | 1 | 0 | 0 | 0 | 0 | 0 | 0 | 0 | 0 | 0 | 0 | 0 | 0 | 0 | 0 | 0 | 0 | 0 |
| | | 0 | 0 | 0 | 0 | 0 | 0 | 0 | 0 | 0 | 0 | 0 | 0 | 0 | 0 | 0 | 0 | 0 |
| Antique | 18 | 0 | 0 | 0 | 0 | 0 | 0 | 0 | 0 | 0 | 0 | 0 | 0 | 0 | 0 | 0 | 0 | 0 |
| Anini-y | 1 | 0 | 0 | 0 | 0 | 0 | 0 | 0 | 0 | 0 | 0 | 0 | 0 | 0 | 0 | 0 | 0 | 0 |
| | | 0 | 0 | 0 | 0 | 0 | 0 | 0 | 0 | 0 | 0 | 0 | 0 | 0 | 0 | 0 | 0 | 0 |
| Barbaza | 1 | 0 | 0 | 0 | 0 | 0 | 0 | 0 | 0 | 0 | 0 | 0 | 0 | 0 | 0 | 0 | 0 | 0 |
| | | 0 | 0 | 0 | 0 | 0 | 0 | 0 | 0 | 0 | 0 | 0 | 0 | 0 | 0 | 0 | 0 | 0 |
| Belison | 1 | 0 | 0 | 0 | 0 | 0 | 0 | 0 | 0 | 0 | 0 | 0 | 0 | 0 | 0 | 0 | 0 | 0 |
| | | 0 | 0 | 0 | 0 | 0 | 0 | 0 | 0 | 0 | 0 | 0 | 0 | 0 | 0 | 0 | 0 | 0 |
| Bugasong | 1 | 0 | 0 | 0 | 0 | 0 | 0 | 0 | 0 | 0 | 0 | 0 | 0 | 0 | 0 | 0 | 0 | 0 |
| | | 0 | 0 | 0 | 0 | 0 | 0 | 0 | 0 | 0 | 0 | 0 | 0 | 0 | 0 | 0 | 0 | 0 |
| Caluya | 1 | 0 | 0 | 0 | 0 | 0 | 0 | 0 | 0 | 0 | 0 | 0 | 0 | 0 | 0 | 0 | 0 | 0 |
| | | 0 | 0 | 0 | 0 | 0 | 0 | 0 | 0 | 0 | 0 | 0 | 0 | 0 | 0 | 0 | 0 | 0 |
| Culasi | 1 | 0 | 0 | 0 | 0 | 0 | 0 | 0 | 0 | 0 | 0 | 0 | 0 | 0 | 0 | 0 | 0 | 0 |
| | | 0 | 0 | 0 | 0 | 0 | 0 | 0 | 0 | 0 | 0 | 0 | 0 | 0 | 0 | 0 | 0 | 0 |
| Hamtic | 1 | 0 | 0 | 0 | 0 | 0 | 0 | 0 | 0 | 0 | 0 | 0 | 0 | 0 | 0 | 0 | 0 | 0 |
| | | 0 | 0 | 0 | 0 | 0 | 0 | 0 | 0 | 0 | 0 | 0 | 0 | 0 | 0 | 0 | 0 | 0 |
| Laua-an | 1 | 0 | 0 | 0 | 0 | 0 | 0 | 0 | 0 | 0 | 0 | 0 | 0 | 0 | 0 | 0 | 0 | 0 |
| | | 0 | 0 | 0 | 0 | 0 | 0 | 0 | 0 | 0 | 0 | 0 | 0 | 0 | 0 | 0 | 0 | 0 |
| Libertad | 1 | 0 | 0 | 0 | 0 | 0 | 0 | 0 | 0 | 0 | 0 | 0 | 0 | 0 | 0 | 0 | 0 | 0 |
| | | 0 | 0 | 0 | 0 | 0 | 0 | 0 | 0 | 0 | 0 | 0 | 0 | 0 | 0 | 0 | 0 | 0 |
| Pandan | 1 | 0 | 0 | 0 | 0 | 0 | 0 | 0 | 0 | 0 | 0 | 0 | 0 | 0 | 0 | 0 | 0 | 0 |
| | | 0 | 0 | 0 | 0 | 0 | 0 | 0 | 0 | 0 | 0 | 0 | 0 | 0 | 0 | 0 | 0 | 0 |
| Patnongon | 1 | 0 | 0 | 0 | 0 | 0 | 0 | 0 | 0 | 0 | 0 | 0 | 0 | 0 | 0 | 0 | 0 | 0 |
| | | 0 | 0 | 0 | 0 | 0 | 0 | 0 | 0 | 0 | 0 | 0 | 0 | 0 | 0 | 0 | 0 | 0 |
| San Jose | 1 | 0 | 0 | 0 | 0 | 0 | 0 | 0 | 0 | 0 | 0 | 0 | 0 | 0 | 0 | 0 | 0 | 0 |
| | | 0 | 0 | 0 | 0 | 0 | 0 | 0 | 0 | 0 | 0 | 0 | 0 | 0 | 0 | 0 | 0 | 0 |
| San Remegio | 1 | 0 | 0 | 0 | 0 | 0 | 0 | 0 | 0 | 0 | 0 | 0 | 0 | 0 | 0 | 0 | 0 | 0 |

| REGION PROVINCE CITY/ MUNICIPALITY BARANGAY | | NO. OF AFFECTED | | | No. of ECs | | Inside Evacuation Centers | | | | Outside Evacuation Centers | | | | TOTAL SERVED (CURRENT) | | | |
|--|-----------|-----------------|----------|----------|------------|----------|---------------------------|----------|----------|----------|----------------------------|----------|----------|----------|------------------------|----------|----------|----------|
| | | Brgys. | Families | Persons | CUM | NOW | Families | | Persons | | Families | | Persons | | Families | | Persons | |
| | | | | | | | CUM | NOW | CUM | NOW | CUM | NOW | CUM | NOW | CUM | NOW | CUM | NOW |
| | | | | | | | (Inside + Outside) | | | | | | | | | | | |
| | | 0 | 0 | 0 | 0 | 0 | 0 | 0 | 0 | 0 | 0 | 0 | 0 | 0 | 0 | 0 | 0 | 0 |
| Sebaste | 1 | 0 | 0 | 0 | 0 | 0 | 0 | 0 | 0 | 0 | 0 | 0 | 0 | 0 | 0 | 0 | 0 | 0 |
| | | 0 | 0 | 0 | 0 | 0 | 0 | 0 | 0 | 0 | 0 | 0 | 0 | 0 | 0 | 0 | 0 | 0 |
| Sibalom | 1 | 0 | 0 | 0 | 0 | 0 | 0 | 0 | 0 | 0 | 0 | 0 | 0 | 0 | 0 | 0 | 0 | 0 |
| | | 0 | 0 | 0 | 0 | 0 | 0 | 0 | 0 | 0 | 0 | 0 | 0 | 0 | 0 | 0 | 0 | 0 |
| Tibiao | 1 | 0 | 0 | 0 | 0 | 0 | 0 | 0 | 0 | 0 | 0 | 0 | 0 | 0 | 0 | 0 | 0 | 0 |
| | | 0 | 0 | 0 | 0 | 0 | 0 | 0 | 0 | 0 | 0 | 0 | 0 | 0 | 0 | 0 | 0 | 0 |
| Tobias Fornier | 1 | 0 | 0 | 0 | 0 | 0 | 0 | 0 | 0 | 0 | 0 | 0 | 0 | 0 | 0 | 0 | 0 | 0 |
| | | 0 | 0 | 0 | 0 | 0 | 0 | 0 | 0 | 0 | 0 | 0 | 0 | 0 | 0 | 0 | 0 | 0 |
| Valderama | 1 | 0 | 0 | 0 | 0 | 0 | 0 | 0 | 0 | 0 | 0 | 0 | 0 | 0 | 0 | 0 | 0 | 0 |
| | | 0 | 0 | 0 | 0 | 0 | 0 | 0 | 0 | 0 | 0 | 0 | 0 | 0 | 0 | 0 | 0 | 0 |
| Capiz | 17 | 0 | 0 | 0 | 0 | 0 | 0 | 0 | 0 | 0 | 0 | 0 | 0 | 0 | 0 | 0 | 0 | 0 |
| Cuartero | 1 | 0 | 0 | 0 | 0 | 0 | 0 | 0 | 0 | 0 | 0 | 0 | 0 | 0 | 0 | 0 | 0 | 0 |
| | | 0 | 0 | 0 | 0 | 0 | 0 | 0 | 0 | 0 | 0 | 0 | 0 | 0 | 0 | 0 | 0 | 0 |
| Dao | 1 | 0 | 0 | 0 | 0 | 0 | 0 | 0 | 0 | 0 | 0 | 0 | 0 | 0 | 0 | 0 | 0 | 0 |
| | | 0 | 0 | 0 | 0 | 0 | 0 | 0 | 0 | 0 | 0 | 0 | 0 | 0 | 0 | 0 | 0 | 0 |
| Dumalag | 1 | 0 | 0 | 0 | 0 | 0 | 0 | 0 | 0 | 0 | 0 | 0 | 0 | 0 | 0 | 0 | 0 | 0 |
| | | 0 | 0 | 0 | 0 | 0 | 0 | 0 | 0 | 0 | 0 | 0 | 0 | 0 | 0 | 0 | 0 | 0 |
| Dumarao | 1 | 0 | 0 | 0 | 0 | 0 | 0 | 0 | 0 | 0 | 0 | 0 | 0 | 0 | 0 | 0 | 0 | 0 |
| | | 0 | 0 | 0 | 0 | 0 | 0 | 0 | 0 | 0 | 0 | 0 | 0 | 0 | 0 | 0 | 0 | 0 |
| Ivisan | 1 | 0 | 0 | 0 | 0 | 0 | 0 | 0 | 0 | 0 | 0 | 0 | 0 | 0 | 0 | 0 | 0 | 0 |
| | | 0 | 0 | 0 | 0 | 0 | 0 | 0 | 0 | 0 | 0 | 0 | 0 | 0 | 0 | 0 | 0 | 0 |
| Jamindan | 1 | 0 | 0 | 0 | 0 | 0 | 0 | 0 | 0 | 0 | 0 | 0 | 0 | 0 | 0 | 0 | 0 | 0 |
| | | 0 | 0 | 0 | 0 | 0 | 0 | 0 | 0 | 0 | 0 | 0 | 0 | 0 | 0 | 0 | 0 | 0 |
| Ma-ayon | 1 | 0 | 0 | 0 | 0 | 0 | 0 | 0 | 0 | 0 | 0 | 0 | 0 | 0 | 0 | 0 | 0 | 0 |
| | | 0 | 0 | 0 | 0 | 0 | 0 | 0 | 0 | 0 | 0 | 0 | 0 | 0 | 0 | 0 | 0 | 0 |
| Mambusao | 1 | 0 | 0 | 0 | 0 | 0 | 0 | 0 | 0 | 0 | 0 | 0 | 0 | 0 | 0 | 0 | 0 | 0 |
| | | 0 | 0 | 0 | 0 | 0 | 0 | 0 | 0 | 0 | 0 | 0 | 0 | 0 | 0 | 0 | 0 | 0 |
| Panay | 1 | 0 | 0 | 0 | 0 | 0 | 0 | 0 | 0 | 0 | 0 | 0 | 0 | 0 | 0 | 0 | 0 | 0 |
| | | 0 | 0 | 0 | 0 | 0 | 0 | 0 | 0 | 0 | 0 | 0 | 0 | 0 | 0 | 0 | 0 | 0 |
| Panitan | 1 | 0 | 0 | 0 | 0 | 0 | 0 | 0 | 0 | 0 | 0 | 0 | 0 | 0 | 0 | 0 | 0 | 0 |
| | | 0 | 0 | 0 | 0 | 0 | 0 | 0 | 0 | 0 | 0 | 0 | 0 | 0 | 0 | 0 | 0 | 0 |

| REGION PROVINCE CITY/ MUNICIPALITY BARANGAY | | NO. OF AFFECTED | | | No. of ECs | | Inside Evacuation Centers | | | | Outside Evacuation Centers | | | | TOTAL SERVED (CURRENT) | | | |
|--|-----------|-----------------|----------|----------|------------|----------|---------------------------|----------|----------|----------|----------------------------|----------|----------|----------|------------------------|----------|----------|----------|
| | | Brgys. | Families | Persons | CUM | NOW | Families | | Persons | | Families | | Persons | | Families | | Persons | |
| | | | | | | | CUM | NOW | CUM | NOW | CUM | NOW | CUM | NOW | CUM | NOW | | |
| | | | | | | | (Inside + Outside) | | Families | | Persons | | Families | | Persons | | | |
| Pilar | 1 | 0 | 0 | 0 | 0 | 0 | 0 | 0 | 0 | 0 | 0 | 0 | 0 | 0 | 0 | 0 | 0 | 0 |
| | | 0 | 0 | 0 | 0 | 0 | 0 | 0 | 0 | 0 | 0 | 0 | 0 | 0 | 0 | 0 | 0 | 0 |
| Pres. Roxas | 1 | 0 | 0 | 0 | 0 | 0 | 0 | 0 | 0 | 0 | 0 | 0 | 0 | 0 | 0 | 0 | 0 | 0 |
| | | 0 | 0 | 0 | 0 | 0 | 0 | 0 | 0 | 0 | 0 | 0 | 0 | 0 | 0 | 0 | 0 | 0 |
| Pontevedra | 1 | 0 | 0 | 0 | 0 | 0 | 0 | 0 | 0 | 0 | 0 | 0 | 0 | 0 | 0 | 0 | 0 | 0 |
| | | 0 | 0 | 0 | 0 | 0 | 0 | 0 | 0 | 0 | 0 | 0 | 0 | 0 | 0 | 0 | 0 | 0 |
| Roxas City | 1 | 0 | 0 | 0 | 0 | 0 | 0 | 0 | 0 | 0 | 0 | 0 | 0 | 0 | 0 | 0 | 0 | 0 |
| | | 0 | 0 | 0 | 0 | 0 | 0 | 0 | 0 | 0 | 0 | 0 | 0 | 0 | 0 | 0 | 0 | 0 |
| Sapian | 1 | 0 | 0 | 0 | 0 | 0 | 0 | 0 | 0 | 0 | 0 | 0 | 0 | 0 | 0 | 0 | 0 | 0 |
| | | 0 | 0 | 0 | 0 | 0 | 0 | 0 | 0 | 0 | 0 | 0 | 0 | 0 | 0 | 0 | 0 | 0 |
| Sigma | 1 | 0 | 0 | 0 | 0 | 0 | 0 | 0 | 0 | 0 | 0 | 0 | 0 | 0 | 0 | 0 | 0 | 0 |
| | | 0 | 0 | 0 | 0 | 0 | 0 | 0 | 0 | 0 | 0 | 0 | 0 | 0 | 0 | 0 | 0 | 0 |
| Tapaz | 1 | 0 | 0 | 0 | 0 | 0 | 0 | 0 | 0 | 0 | 0 | 0 | 0 | 0 | 0 | 0 | 0 | 0 |
| | | 0 | 0 | 0 | 0 | 0 | 0 | 0 | 0 | 0 | 0 | 0 | 0 | 0 | 0 | 0 | 0 | 0 |
| Guimaras | 5 | 0 | 0 | 0 | 0 | 0 | 0 | 0 | 0 | 0 | 0 | 0 | 0 | 0 | 0 | 0 | 0 | 0 |
| Buenavista | 1 | 0 | 0 | 0 | 0 | 0 | 0 | 0 | 0 | 0 | 0 | 0 | 0 | 0 | 0 | 0 | 0 | 0 |
| | | 0 | 0 | 0 | 0 | 0 | 0 | 0 | 0 | 0 | 0 | 0 | 0 | 0 | 0 | 0 | 0 | 0 |
| Jordan | 1 | 0 | 0 | 0 | 0 | 0 | 0 | 0 | 0 | 0 | 0 | 0 | 0 | 0 | 0 | 0 | 0 | 0 |
| | | 0 | 0 | 0 | 0 | 0 | 0 | 0 | 0 | 0 | 0 | 0 | 0 | 0 | 0 | 0 | 0 | 0 |
| Nueva Valencia | 1 | 0 | 0 | 0 | 0 | 0 | 0 | 0 | 0 | 0 | 0 | 0 | 0 | 0 | 0 | 0 | 0 | 0 |
| | | 0 | 0 | 0 | 0 | 0 | 0 | 0 | 0 | 0 | 0 | 0 | 0 | 0 | 0 | 0 | 0 | 0 |
| San Lorenzo | 1 | 0 | 0 | 0 | 0 | 0 | 0 | 0 | 0 | 0 | 0 | 0 | 0 | 0 | 0 | 0 | 0 | 0 |
| | | 0 | 0 | 0 | 0 | 0 | 0 | 0 | 0 | 0 | 0 | 0 | 0 | 0 | 0 | 0 | 0 | 0 |
| Sibunag | 1 | 0 | 0 | 0 | 0 | 0 | 0 | 0 | 0 | 0 | 0 | 0 | 0 | 0 | 0 | 0 | 0 | 0 |
| | | 0 | 0 | 0 | 0 | 0 | 0 | 0 | 0 | 0 | 0 | 0 | 0 | 0 | 0 | 0 | 0 | 0 |
| Iloilo | 44 | 0 | 0 | 0 | 0 | 0 | 0 | 0 | 0 | 0 | 0 | 0 | 0 | 0 | 0 | 0 | 0 | 0 |
| Ajuy | 1 | 0 | 0 | 0 | 0 | 0 | 0 | 0 | 0 | 0 | 0 | 0 | 0 | 0 | 0 | 0 | 0 | 0 |
| | | 0 | 0 | 0 | 0 | 0 | 0 | 0 | 0 | 0 | 0 | 0 | 0 | 0 | 0 | 0 | 0 | 0 |
| Alimodian | 1 | 0 | 0 | 0 | 0 | 0 | 0 | 0 | 0 | 0 | 0 | 0 | 0 | 0 | 0 | 0 | 0 | 0 |
| | | 0 | 0 | 0 | 0 | 0 | 0 | 0 | 0 | 0 | 0 | 0 | 0 | 0 | 0 | 0 | 0 | 0 |
| Anilao | 1 | 0 | 0 | 0 | 0 | 0 | 0 | 0 | 0 | 0 | 0 | 0 | 0 | 0 | 0 | 0 | 0 | 0 |
| | | 0 | 0 | 0 | 0 | 0 | 0 | 0 | 0 | 0 | 0 | 0 | 0 | 0 | 0 | 0 | 0 | 0 |

| REGION PROVINCE CITY/ MUNICIPALITY BARANGAY | | NO. OF AFFECTED | | | No. of ECs | | Inside Evacuation Centers | | | | Outside Evacuation Centers | | | | TOTAL SERVED (CURRENT) | | | |
|--|---|-----------------|----------|---------|------------|-----|---------------------------|-----|---------|-----|----------------------------|-----|---------|-----|------------------------|-----|---------|-----|
| | | Brgys. | Families | Persons | CUM | NOW | Families | | Persons | | Families | | Persons | | Families | | Persons | |
| | | | | | | | CUM | NOW | CUM | NOW | CUM | NOW | CUM | NOW | CUM | NOW | CUM | NOW |
| | | | | | | | (Inside + Outside) | | | | | | | | | | | |
| Badianan | 1 | 0 | 0 | 0 | 0 | 0 | 0 | 0 | 0 | 0 | 0 | 0 | 0 | 0 | 0 | 0 | 0 | 0 |
| | | 0 | 0 | 0 | 0 | 0 | 0 | 0 | 0 | 0 | 0 | 0 | 0 | 0 | 0 | 0 | 0 | 0 |
| Balasan | 1 | 0 | 0 | 0 | 0 | 0 | 0 | 0 | 0 | 0 | 0 | 0 | 0 | 0 | 0 | 0 | 0 | 0 |
| | | 0 | 0 | 0 | 0 | 0 | 0 | 0 | 0 | 0 | 0 | 0 | 0 | 0 | 0 | 0 | 0 | 0 |
| Banate | 1 | 0 | 0 | 0 | 0 | 0 | 0 | 0 | 0 | 0 | 0 | 0 | 0 | 0 | 0 | 0 | 0 | 0 |
| | | 0 | 0 | 0 | 0 | 0 | 0 | 0 | 0 | 0 | 0 | 0 | 0 | 0 | 0 | 0 | 0 | 0 |
| Barotac Nuevo | 1 | 0 | 0 | 0 | 0 | 0 | 0 | 0 | 0 | 0 | 0 | 0 | 0 | 0 | 0 | 0 | 0 | 0 |
| | | 0 | 0 | 0 | 0 | 0 | 0 | 0 | 0 | 0 | 0 | 0 | 0 | 0 | 0 | 0 | 0 | 0 |
| Barotac Viejo | 1 | 0 | 0 | 0 | 0 | 0 | 0 | 0 | 0 | 0 | 0 | 0 | 0 | 0 | 0 | 0 | 0 | 0 |
| | | 0 | 0 | 0 | 0 | 0 | 0 | 0 | 0 | 0 | 0 | 0 | 0 | 0 | 0 | 0 | 0 | 0 |
| Batad | 1 | 0 | 0 | 0 | 0 | 0 | 0 | 0 | 0 | 0 | 0 | 0 | 0 | 0 | 0 | 0 | 0 | 0 |
| | | 0 | 0 | 0 | 0 | 0 | 0 | 0 | 0 | 0 | 0 | 0 | 0 | 0 | 0 | 0 | 0 | 0 |
| Bingawan | 1 | 0 | 0 | 0 | 0 | 0 | 0 | 0 | 0 | 0 | 0 | 0 | 0 | 0 | 0 | 0 | 0 | 0 |
| | | 0 | 0 | 0 | 0 | 0 | 0 | 0 | 0 | 0 | 0 | 0 | 0 | 0 | 0 | 0 | 0 | 0 |
| Cabatuan | 1 | 0 | 0 | 0 | 0 | 0 | 0 | 0 | 0 | 0 | 0 | 0 | 0 | 0 | 0 | 0 | 0 | 0 |
| | | 0 | 0 | 0 | 0 | 0 | 0 | 0 | 0 | 0 | 0 | 0 | 0 | 0 | 0 | 0 | 0 | 0 |
| Calinog | 1 | 0 | 0 | 0 | 0 | 0 | 0 | 0 | 0 | 0 | 0 | 0 | 0 | 0 | 0 | 0 | 0 | 0 |
| | | 0 | 0 | 0 | 0 | 0 | 0 | 0 | 0 | 0 | 0 | 0 | 0 | 0 | 0 | 0 | 0 | 0 |
| Carles | 1 | 0 | 0 | 0 | 0 | 0 | 0 | 0 | 0 | 0 | 0 | 0 | 0 | 0 | 0 | 0 | 0 | 0 |
| | | 0 | 0 | 0 | 0 | 0 | 0 | 0 | 0 | 0 | 0 | 0 | 0 | 0 | 0 | 0 | 0 | 0 |
| Concepcion | 1 | 0 | 0 | 0 | 0 | 0 | 0 | 0 | 0 | 0 | 0 | 0 | 0 | 0 | 0 | 0 | 0 | 0 |
| | | 0 | 0 | 0 | 0 | 0 | 0 | 0 | 0 | 0 | 0 | 0 | 0 | 0 | 0 | 0 | 0 | 0 |
| Dingle | 1 | 0 | 0 | 0 | 0 | 0 | 0 | 0 | 0 | 0 | 0 | 0 | 0 | 0 | 0 | 0 | 0 | 0 |
| | | 0 | 0 | 0 | 0 | 0 | 0 | 0 | 0 | 0 | 0 | 0 | 0 | 0 | 0 | 0 | 0 | 0 |
| Dueñas | 1 | 0 | 0 | 0 | 0 | 0 | 0 | 0 | 0 | 0 | 0 | 0 | 0 | 0 | 0 | 0 | 0 | 0 |
| | | 0 | 0 | 0 | 0 | 0 | 0 | 0 | 0 | 0 | 0 | 0 | 0 | 0 | 0 | 0 | 0 | 0 |
| Dumangas | 1 | 0 | 0 | 0 | 0 | 0 | 0 | 0 | 0 | 0 | 0 | 0 | 0 | 0 | 0 | 0 | 0 | 0 |
| | | 0 | 0 | 0 | 0 | 0 | 0 | 0 | 0 | 0 | 0 | 0 | 0 | 0 | 0 | 0 | 0 | 0 |
| Estancia | 1 | 0 | 0 | 0 | 0 | 0 | 0 | 0 | 0 | 0 | 0 | 0 | 0 | 0 | 0 | 0 | 0 | 0 |
| | | 0 | 0 | 0 | 0 | 0 | 0 | 0 | 0 | 0 | 0 | 0 | 0 | 0 | 0 | 0 | 0 | 0 |
| Guimbal | 1 | 0 | 0 | 0 | 0 | 0 | 0 | 0 | 0 | 0 | 0 | 0 | 0 | 0 | 0 | 0 | 0 | 0 |
| | | 0 | 0 | 0 | 0 | 0 | 0 | 0 | 0 | 0 | 0 | 0 | 0 | 0 | 0 | 0 | 0 | 0 |

| REGION PROVINCE CITY/ MUNICIPALITY BARANGAY | | NO. OF AFFECTED | | | No. of ECs | | Inside Evacuation Centers | | | | Outside Evacuation Centers | | | | TOTAL SERVED (CURRENT) | | | |
|--|---|-----------------|----------|---------|------------|-----|---------------------------|-----|----------|-----|----------------------------|-----|----------|-----|------------------------|-----|----------|-----|
| | | Brgys. | Families | Persons | CUM | NOW | Families | | Persons | | Families | | Persons | | Families | | Persons | |
| | | | | | | | CUM | NOW | CUM | NOW | CUM | NOW | CUM | NOW | CUM | NOW | CUM | NOW |
| | | | | | | | (Inside + Outside) | | Families | | Persons | | Families | | Persons | | Families | |
| Igaras | 1 | 0 | 0 | 0 | 0 | 0 | 0 | 0 | 0 | 0 | 0 | 0 | 0 | 0 | 0 | 0 | 0 | 0 |
| | | 0 | 0 | 0 | 0 | 0 | 0 | 0 | 0 | 0 | 0 | 0 | 0 | 0 | 0 | 0 | 0 | 0 |
| Iloilo City | 1 | 0 | 0 | 0 | 0 | 0 | 0 | 0 | 0 | 0 | 0 | 0 | 0 | 0 | 0 | 0 | 0 | 0 |
| | | 0 | 0 | 0 | 0 | 0 | 0 | 0 | 0 | 0 | 0 | 0 | 0 | 0 | 0 | 0 | 0 | 0 |
| Janiuay | 1 | 0 | 0 | 0 | 0 | 0 | 0 | 0 | 0 | 0 | 0 | 0 | 0 | 0 | 0 | 0 | 0 | 0 |
| | | 0 | 0 | 0 | 0 | 0 | 0 | 0 | 0 | 0 | 0 | 0 | 0 | 0 | 0 | 0 | 0 | 0 |
| Lambunao | 1 | 0 | 0 | 0 | 0 | 0 | 0 | 0 | 0 | 0 | 0 | 0 | 0 | 0 | 0 | 0 | 0 | 0 |
| | | 0 | 0 | 0 | 0 | 0 | 0 | 0 | 0 | 0 | 0 | 0 | 0 | 0 | 0 | 0 | 0 | 0 |
| Leganes | 1 | 0 | 0 | 0 | 0 | 0 | 0 | 0 | 0 | 0 | 0 | 0 | 0 | 0 | 0 | 0 | 0 | 0 |
| | | 0 | 0 | 0 | 0 | 0 | 0 | 0 | 0 | 0 | 0 | 0 | 0 | 0 | 0 | 0 | 0 | 0 |
| Lemery | 1 | 0 | 0 | 0 | 0 | 0 | 0 | 0 | 0 | 0 | 0 | 0 | 0 | 0 | 0 | 0 | 0 | 0 |
| | | 0 | 0 | 0 | 0 | 0 | 0 | 0 | 0 | 0 | 0 | 0 | 0 | 0 | 0 | 0 | 0 | 0 |
| Leon | 1 | 0 | 0 | 0 | 0 | 0 | 0 | 0 | 0 | 0 | 0 | 0 | 0 | 0 | 0 | 0 | 0 | 0 |
| | | 0 | 0 | 0 | 0 | 0 | 0 | 0 | 0 | 0 | 0 | 0 | 0 | 0 | 0 | 0 | 0 | 0 |
| Maasin | 1 | 0 | 0 | 0 | 0 | 0 | 0 | 0 | 0 | 0 | 0 | 0 | 0 | 0 | 0 | 0 | 0 | 0 |
| | | 0 | 0 | 0 | 0 | 0 | 0 | 0 | 0 | 0 | 0 | 0 | 0 | 0 | 0 | 0 | 0 | 0 |
| Miagao | 1 | 0 | 0 | 0 | 0 | 0 | 0 | 0 | 0 | 0 | 0 | 0 | 0 | 0 | 0 | 0 | 0 | 0 |
| | | 0 | 0 | 0 | 0 | 0 | 0 | 0 | 0 | 0 | 0 | 0 | 0 | 0 | 0 | 0 | 0 | 0 |
| Mina | 1 | 0 | 0 | 0 | 0 | 0 | 0 | 0 | 0 | 0 | 0 | 0 | 0 | 0 | 0 | 0 | 0 | 0 |
| | | 0 | 0 | 0 | 0 | 0 | 0 | 0 | 0 | 0 | 0 | 0 | 0 | 0 | 0 | 0 | 0 | 0 |
| New Lucena | 1 | 0 | 0 | 0 | 0 | 0 | 0 | 0 | 0 | 0 | 0 | 0 | 0 | 0 | 0 | 0 | 0 | 0 |
| | | 0 | 0 | 0 | 0 | 0 | 0 | 0 | 0 | 0 | 0 | 0 | 0 | 0 | 0 | 0 | 0 | 0 |
| Oton | 1 | 0 | 0 | 0 | 0 | 0 | 0 | 0 | 0 | 0 | 0 | 0 | 0 | 0 | 0 | 0 | 0 | 0 |
| | | 0 | 0 | 0 | 0 | 0 | 0 | 0 | 0 | 0 | 0 | 0 | 0 | 0 | 0 | 0 | 0 | 0 |
| Passi | 1 | 0 | 0 | 0 | 0 | 0 | 0 | 0 | 0 | 0 | 0 | 0 | 0 | 0 | 0 | 0 | 0 | 0 |
| | | 0 | 0 | 0 | 0 | 0 | 0 | 0 | 0 | 0 | 0 | 0 | 0 | 0 | 0 | 0 | 0 | 0 |
| Pavia | 1 | 0 | 0 | 0 | 0 | 0 | 0 | 0 | 0 | 0 | 0 | 0 | 0 | 0 | 0 | 0 | 0 | 0 |
| | | 0 | 0 | 0 | 0 | 0 | 0 | 0 | 0 | 0 | 0 | 0 | 0 | 0 | 0 | 0 | 0 | 0 |
| Pototan | 1 | 0 | 0 | 0 | 0 | 0 | 0 | 0 | 0 | 0 | 0 | 0 | 0 | 0 | 0 | 0 | 0 | 0 |
| | | 0 | 0 | 0 | 0 | 0 | 0 | 0 | 0 | 0 | 0 | 0 | 0 | 0 | 0 | 0 | 0 | 0 |
| San Dionisio | 1 | 0 | 0 | 0 | 0 | 0 | 0 | 0 | 0 | 0 | 0 | 0 | 0 | 0 | 0 | 0 | 0 | 0 |
| | | 0 | 0 | 0 | 0 | 0 | 0 | 0 | 0 | 0 | 0 | 0 | 0 | 0 | 0 | 0 | 0 | 0 |

| REGION PROVINCE CITY/ MUNICIPALITY BARANGAY | | NO. OF AFFECTED | | | No. of ECs | | Inside Evacuation Centers | | | | Outside Evacuation Centers | | | | TOTAL SERVED (CURRENT) | | | |
|--|-----------|-----------------|----------|----------|------------|----------|---------------------------|----------|----------|----------|----------------------------|----------|----------|----------|------------------------|----------|----------|----------|
| | | Brgys. | Families | Persons | CUM | NOW | Families | | Persons | | Families | | Persons | | Families | | Persons | |
| | | | | | | | CUM | NOW | CUM | NOW | CUM | NOW | CUM | NOW | CUM | NOW | CUM | NOW |
| | | | | | | | (Inside + Outside) | | | | | | | | | | | |
| San Enrique | 1 | 0 | 0 | 0 | 0 | 0 | 0 | 0 | 0 | 0 | 0 | 0 | 0 | 0 | 0 | 0 | 0 | 0 |
| | | 0 | 0 | 0 | 0 | 0 | 0 | 0 | 0 | 0 | 0 | 0 | 0 | 0 | 0 | 0 | 0 | 0 |
| San Joaquin | 1 | 0 | 0 | 0 | 0 | 0 | 0 | 0 | 0 | 0 | 0 | 0 | 0 | 0 | 0 | 0 | 0 | 0 |
| | | 0 | 0 | 0 | 0 | 0 | 0 | 0 | 0 | 0 | 0 | 0 | 0 | 0 | 0 | 0 | 0 | 0 |
| San Miguel | 1 | 0 | 0 | 0 | 0 | 0 | 0 | 0 | 0 | 0 | 0 | 0 | 0 | 0 | 0 | 0 | 0 | 0 |
| | | 0 | 0 | 0 | 0 | 0 | 0 | 0 | 0 | 0 | 0 | 0 | 0 | 0 | 0 | 0 | 0 | 0 |
| San Rafael | 1 | 0 | 0 | 0 | 0 | 0 | 0 | 0 | 0 | 0 | 0 | 0 | 0 | 0 | 0 | 0 | 0 | 0 |
| | | 0 | 0 | 0 | 0 | 0 | 0 | 0 | 0 | 0 | 0 | 0 | 0 | 0 | 0 | 0 | 0 | 0 |
| Santa Barbara | 1 | 0 | 0 | 0 | 0 | 0 | 0 | 0 | 0 | 0 | 0 | 0 | 0 | 0 | 0 | 0 | 0 | 0 |
| | | 0 | 0 | 0 | 0 | 0 | 0 | 0 | 0 | 0 | 0 | 0 | 0 | 0 | 0 | 0 | 0 | 0 |
| Sara | 1 | 0 | 0 | 0 | 0 | 0 | 0 | 0 | 0 | 0 | 0 | 0 | 0 | 0 | 0 | 0 | 0 | 0 |
| | | 0 | 0 | 0 | 0 | 0 | 0 | 0 | 0 | 0 | 0 | 0 | 0 | 0 | 0 | 0 | 0 | 0 |
| Tigbauan | 1 | 0 | 0 | 0 | 0 | 0 | 0 | 0 | 0 | 0 | 0 | 0 | 0 | 0 | 0 | 0 | 0 | 0 |
| | | 0 | 0 | 0 | 0 | 0 | 0 | 0 | 0 | 0 | 0 | 0 | 0 | 0 | 0 | 0 | 0 | 0 |
| Tubungan | 1 | 0 | 0 | 0 | 0 | 0 | 0 | 0 | 0 | 0 | 0 | 0 | 0 | 0 | 0 | 0 | 0 | 0 |
| | | 0 | 0 | 0 | 0 | 0 | 0 | 0 | 0 | 0 | 0 | 0 | 0 | 0 | 0 | 0 | 0 | 0 |
| Zarraga | 1 | 0 | 0 | 0 | 0 | 0 | 0 | 0 | 0 | 0 | 0 | 0 | 0 | 0 | 0 | 0 | 0 | 0 |
| | | 0 | 0 | 0 | 0 | 0 | 0 | 0 | 0 | 0 | 0 | 0 | 0 | 0 | 0 | 0 | 0 | 0 |
| Negros Occidental | 32 | 0 | 0 | 0 | 0 | 0 | 0 | 0 | 0 | 0 | 0 | 0 | 0 | 0 | 0 | 0 | 0 | 0 |
| Bacolod City | 1 | 0 | 0 | 0 | 0 | 0 | 0 | 0 | 0 | 0 | 0 | 0 | 0 | 0 | 0 | 0 | 0 | 0 |
| | | 0 | 0 | 0 | 0 | 0 | 0 | 0 | 0 | 0 | 0 | 0 | 0 | 0 | 0 | 0 | 0 | 0 |
| Bago City | 1 | 0 | 0 | 0 | 0 | 0 | 0 | 0 | 0 | 0 | 0 | 0 | 0 | 0 | 0 | 0 | 0 | 0 |
| | | 0 | 0 | 0 | 0 | 0 | 0 | 0 | 0 | 0 | 0 | 0 | 0 | 0 | 0 | 0 | 0 | 0 |
| Binalbagan | 1 | 0 | 0 | 0 | 0 | 0 | 0 | 0 | 0 | 0 | 0 | 0 | 0 | 0 | 0 | 0 | 0 | 0 |
| | | 0 | 0 | 0 | 0 | 0 | 0 | 0 | 0 | 0 | 0 | 0 | 0 | 0 | 0 | 0 | 0 | 0 |
| Cadiz City | 1 | 0 | 0 | 0 | 0 | 0 | 0 | 0 | 0 | 0 | 0 | 0 | 0 | 0 | 0 | 0 | 0 | 0 |
| | | 0 | 0 | 0 | 0 | 0 | 0 | 0 | 0 | 0 | 0 | 0 | 0 | 0 | 0 | 0 | 0 | 0 |
| Calatrava | 1 | 0 | 0 | 0 | 0 | 0 | 0 | 0 | 0 | 0 | 0 | 0 | 0 | 0 | 0 | 0 | 0 | 0 |
| | | 0 | 0 | 0 | 0 | 0 | 0 | 0 | 0 | 0 | 0 | 0 | 0 | 0 | 0 | 0 | 0 | 0 |
| Candoni | 1 | 0 | 0 | 0 | 0 | 0 | 0 | 0 | 0 | 0 | 0 | 0 | 0 | 0 | 0 | 0 | 0 | 0 |
| | | 0 | 0 | 0 | 0 | 0 | 0 | 0 | 0 | 0 | 0 | 0 | 0 | 0 | 0 | 0 | 0 | 0 |
| Cauayan | 1 | 0 | 0 | 0 | 0 | 0 | 0 | 0 | 0 | 0 | 0 | 0 | 0 | 0 | 0 | 0 | 0 | 0 |

| REGION PROVINCE CITY/ MUNICIPALITY BARANGAY | | NO. OF AFFECTED | | | No. of ECs | | Inside Evacuation Centers | | | | Outside Evacuation Centers | | | | TOTAL SERVED (CURRENT) | | | |
|--|---|-----------------|----------|---------|------------|-----|---------------------------|-----|----------|-----|----------------------------|-----|----------|-----|------------------------|-----|----------|-----|
| | | Brgys. | Families | Persons | CUM | NOW | Families | | Persons | | Families | | Persons | | Families | | Persons | |
| | | | | | | | CUM | NOW | CUM | NOW | CUM | NOW | CUM | NOW | CUM | NOW | CUM | NOW |
| | | | | | | | (Inside + Outside) | | Families | | Persons | | Families | | Persons | | Families | |
| | | 0 | 0 | 0 | 0 | 0 | 0 | 0 | 0 | 0 | 0 | 0 | 0 | 0 | 0 | 0 | 0 | 0 |
| Don Salvador Benedicto | 1 | 0 | 0 | 0 | 0 | 0 | 0 | 0 | 0 | 0 | 0 | 0 | 0 | 0 | 0 | 0 | 0 | 0 |
| | | 0 | 0 | 0 | 0 | 0 | 0 | 0 | 0 | 0 | 0 | 0 | 0 | 0 | 0 | 0 | 0 | 0 |
| Enrique B. Magalona | 1 | 0 | 0 | 0 | 0 | 0 | 0 | 0 | 0 | 0 | 0 | 0 | 0 | 0 | 0 | 0 | 0 | 0 |
| | | 0 | 0 | 0 | 0 | 0 | 0 | 0 | 0 | 0 | 0 | 0 | 0 | 0 | 0 | 0 | 0 | 0 |
| Escalante City | 1 | 0 | 0 | 0 | 0 | 0 | 0 | 0 | 0 | 0 | 0 | 0 | 0 | 0 | 0 | 0 | 0 | 0 |
| | | 0 | 0 | 0 | 0 | 0 | 0 | 0 | 0 | 0 | 0 | 0 | 0 | 0 | 0 | 0 | 0 | 0 |
| Himamaylan City | 1 | 0 | 0 | 0 | 0 | 0 | 0 | 0 | 0 | 0 | 0 | 0 | 0 | 0 | 0 | 0 | 0 | 0 |
| | | 0 | 0 | 0 | 0 | 0 | 0 | 0 | 0 | 0 | 0 | 0 | 0 | 0 | 0 | 0 | 0 | 0 |
| Hinigaran | 1 | 0 | 0 | 0 | 0 | 0 | 0 | 0 | 0 | 0 | 0 | 0 | 0 | 0 | 0 | 0 | 0 | 0 |
| | | 0 | 0 | 0 | 0 | 0 | 0 | 0 | 0 | 0 | 0 | 0 | 0 | 0 | 0 | 0 | 0 | 0 |
| Hinoba-an | 1 | 0 | 0 | 0 | 0 | 0 | 0 | 0 | 0 | 0 | 0 | 0 | 0 | 0 | 0 | 0 | 0 | 0 |
| | | 0 | 0 | 0 | 0 | 0 | 0 | 0 | 0 | 0 | 0 | 0 | 0 | 0 | 0 | 0 | 0 | 0 |
| Ilog | 1 | 0 | 0 | 0 | 0 | 0 | 0 | 0 | 0 | 0 | 0 | 0 | 0 | 0 | 0 | 0 | 0 | 0 |
| | | 0 | 0 | 0 | 0 | 0 | 0 | 0 | 0 | 0 | 0 | 0 | 0 | 0 | 0 | 0 | 0 | 0 |
| Isabela | 1 | 0 | 0 | 0 | 0 | 0 | 0 | 0 | 0 | 0 | 0 | 0 | 0 | 0 | 0 | 0 | 0 | 0 |
| | | 0 | 0 | 0 | 0 | 0 | 0 | 0 | 0 | 0 | 0 | 0 | 0 | 0 | 0 | 0 | 0 | 0 |
| Kabankalan City | 1 | 0 | 0 | 0 | 0 | 0 | 0 | 0 | 0 | 0 | 0 | 0 | 0 | 0 | 0 | 0 | 0 | 0 |
| | | 0 | 0 | 0 | 0 | 0 | 0 | 0 | 0 | 0 | 0 | 0 | 0 | 0 | 0 | 0 | 0 | 0 |
| La Carlota City | 1 | 0 | 0 | 0 | 0 | 0 | 0 | 0 | 0 | 0 | 0 | 0 | 0 | 0 | 0 | 0 | 0 | 0 |
| | | 0 | 0 | 0 | 0 | 0 | 0 | 0 | 0 | 0 | 0 | 0 | 0 | 0 | 0 | 0 | 0 | 0 |
| La Castellana | 1 | 0 | 0 | 0 | 0 | 0 | 0 | 0 | 0 | 0 | 0 | 0 | 0 | 0 | 0 | 0 | 0 | 0 |
| | | 0 | 0 | 0 | 0 | 0 | 0 | 0 | 0 | 0 | 0 | 0 | 0 | 0 | 0 | 0 | 0 | 0 |
| Manapla | 1 | 0 | 0 | 0 | 0 | 0 | 0 | 0 | 0 | 0 | 0 | 0 | 0 | 0 | 0 | 0 | 0 | 0 |
| | | 0 | 0 | 0 | 0 | 0 | 0 | 0 | 0 | 0 | 0 | 0 | 0 | 0 | 0 | 0 | 0 | 0 |
| Moises Padilla | 1 | 0 | 0 | 0 | 0 | 0 | 0 | 0 | 0 | 0 | 0 | 0 | 0 | 0 | 0 | 0 | 0 | 0 |
| | | 0 | 0 | 0 | 0 | 0 | 0 | 0 | 0 | 0 | 0 | 0 | 0 | 0 | 0 | 0 | 0 | 0 |
| Murcia | 1 | 0 | 0 | 0 | 0 | 0 | 0 | 0 | 0 | 0 | 0 | 0 | 0 | 0 | 0 | 0 | 0 | 0 |
| | | 0 | 0 | 0 | 0 | 0 | 0 | 0 | 0 | 0 | 0 | 0 | 0 | 0 | 0 | 0 | 0 | 0 |
| Pontevedra | 1 | 0 | 0 | 0 | 0 | 0 | 0 | 0 | 0 | 0 | 0 | 0 | 0 | 0 | 0 | 0 | 0 | 0 |
| | | 0 | 0 | 0 | 0 | 0 | 0 | 0 | 0 | 0 | 0 | 0 | 0 | 0 | 0 | 0 | 0 | 0 |
| Pulupandan | 1 | 0 | 0 | 0 | 0 | 0 | 0 | 0 | 0 | 0 | 0 | 0 | 0 | 0 | 0 | 0 | 0 | 0 |

| REGION PROVINCE CITY/ MUNICIPALITY BARANGAY | | NO. OF AFFECTED | | | No. of ECs | | Inside Evacuation Centers | | | | Outside Evacuation Centers | | | | TOTAL SERVED (CURRENT) | | | |
|--|------------|-----------------|----------------|------------------|--------------|------------|---------------------------|---------------|----------------|----------------|----------------------------|---------------|----------------|---------------|------------------------|---------------|------------------|----------------|
| | | Brgys. | Families | Persons | CUM | NOW | Families | | Persons | | Families | | Persons | | Families | | Persons | |
| | | | | | | | CUM | NOW | CUM | NOW | CUM | NOW | CUM | NOW | CUM | NOW | CUM | NOW |
| | | | | | | | (Inside + Outside) | | | | | | | | | | | |
| | | 0 | 0 | 0 | 0 | 0 | 0 | 0 | 0 | 0 | 0 | 0 | 0 | 0 | 0 | 0 | 0 | 0 |
| Sagay City | 1 | 0 | 0 | 0 | 0 | 0 | 0 | 0 | 0 | 0 | 0 | 0 | 0 | 0 | 0 | 0 | 0 | 0 |
| | | 0 | 0 | 0 | 0 | 0 | 0 | 0 | 0 | 0 | 0 | 0 | 0 | 0 | 0 | 0 | 0 | 0 |
| San Carlos City | 1 | 0 | 0 | 0 | 0 | 0 | 0 | 0 | 0 | 0 | 0 | 0 | 0 | 0 | 0 | 0 | 0 | 0 |
| | | 0 | 0 | 0 | 0 | 0 | 0 | 0 | 0 | 0 | 0 | 0 | 0 | 0 | 0 | 0 | 0 | 0 |
| San Enrique | 1 | 0 | 0 | 0 | 0 | 0 | 0 | 0 | 0 | 0 | 0 | 0 | 0 | 0 | 0 | 0 | 0 | 0 |
| | | 0 | 0 | 0 | 0 | 0 | 0 | 0 | 0 | 0 | 0 | 0 | 0 | 0 | 0 | 0 | 0 | 0 |
| Silay City | 1 | 0 | 0 | 0 | 0 | 0 | 0 | 0 | 0 | 0 | 0 | 0 | 0 | 0 | 0 | 0 | 0 | 0 |
| | | 0 | 0 | 0 | 0 | 0 | 0 | 0 | 0 | 0 | 0 | 0 | 0 | 0 | 0 | 0 | 0 | 0 |
| Sipalay City | 1 | 0 | 0 | 0 | 0 | 0 | 0 | 0 | 0 | 0 | 0 | 0 | 0 | 0 | 0 | 0 | 0 | 0 |
| | | 0 | 0 | 0 | 0 | 0 | 0 | 0 | 0 | 0 | 0 | 0 | 0 | 0 | 0 | 0 | 0 | 0 |
| Talisay City | 1 | 0 | 0 | 0 | 0 | 0 | 0 | 0 | 0 | 0 | 0 | 0 | 0 | 0 | 0 | 0 | 0 | 0 |
| | | 0 | 0 | 0 | 0 | 0 | 0 | 0 | 0 | 0 | 0 | 0 | 0 | 0 | 0 | 0 | 0 | 0 |
| Toboso | 1 | 0 | 0 | 0 | 0 | 0 | 0 | 0 | 0 | 0 | 0 | 0 | 0 | 0 | 0 | 0 | 0 | 0 |
| | | 0 | 0 | 0 | 0 | 0 | 0 | 0 | 0 | 0 | 0 | 0 | 0 | 0 | 0 | 0 | 0 | 0 |
| Valladolid | 1 | 0 | 0 | 0 | 0 | 0 | 0 | 0 | 0 | 0 | 0 | 0 | 0 | 0 | 0 | 0 | 0 | 0 |
| | | 0 | 0 | 0 | 0 | 0 | 0 | 0 | 0 | 0 | 0 | 0 | 0 | 0 | 0 | 0 | 0 | 0 |
| Victorias City | 1 | 0 | 0 | 0 | 0 | 0 | 0 | 0 | 0 | 0 | 0 | 0 | 0 | 0 | 0 | 0 | 0 | 0 |
| | | 0 | 0 | 0 | 0 | 0 | 0 | 0 | 0 | 0 | 0 | 0 | 0 | 0 | 0 | 0 | 0 | 0 |
| REGION 7 | 132 | 2,593 | 973,190 | 2,993,532 | 1,714 | 396 | 373,479 | 29,597 | 990,117 | 121,997 | 98,730 | 20,807 | 287,919 | 74,886 | 472,209 | 50,404 | 1,278,036 | 196,883 |
| BOHOL | 48 | 1,008 | 294,180 | 883,057 | 506 | 120 | 149,658 | 4,517 | 252,748 | 16,184 | 5,160 | 1,849 | 3,248 | 434 | 154,818 | 6,366 | 255,996 | 16,618 |
| Alburquerque | 1 | 11 | 2,841 | 8,523 | 16 | 5 | 292 | 8 | 549 | 29 | 0 | 0 | 0 | 0 | 292 | 8 | 549 | 29 |
| | | 11 | 2,841 | 8,523 | 16 | 5 | 292 | 8 | 549 | 29 | 0 | 0 | 0 | 0 | 292 | 8 | 549 | 29 |
| Alicia | 1 | 15 | 7,500 | 22,500 | 1 | 0 | 7,500 | 49 | 22,500 | 193 | 0 | 0 | 0 | 0 | 7,500 | 49 | 22,500 | 193 |
| | | 15 | 7,500 | 22,500 | 1 | 0 | 7,500 | 49 | 22,500 | 193 | 0 | 0 | 0 | 0 | 7,500 | 49 | 22,500 | 193 |
| Anda | 1 | 16 | 5,508 | 16,734 | 13 | 0 | 2,300 | 9 | 8,474 | 25 | 43 | 0 | 167 | 282 | 2,343 | 9 | 8,641 | 307 |
| | | 16 | 5,508 | 16,734 | 13 | 0 | 2,300 | 9 | 8,474 | 25 | 43 | 0 | 167 | 282 | 2,343 | 9 | 8,641 | 307 |
| Antequera | 1 | 21 | 4,492 | 13,476 | 18 | 0 | 4,074 | 0 | 991 | 0 | 118 | 0 | 391 | 0 | 4,192 | 0 | 1,382 | 0 |
| | | 21 | 4,492 | 13,476 | 18 | 0 | 4,074 | 0 | 991 | 0 | 118 | 0 | 391 | 0 | 4,192 | 0 | 1,382 | 0 |
| Baclayon | 1 | 17 | 5,600 | 16,800 | 0 | 0 | 0 | 0 | 0 | 0 | 0 | 0 | 0 | 0 | 0 | 0 | 0 | 0 |
| | | 17 | 5,600 | 16,800 | 0 | 0 | 0 | 0 | 0 | 0 | 0 | 0 | 0 | 0 | 0 | 0 | 0 | 0 |
| Balilihan | 1 | 31 | 4,526 | 13,578 | 0 | 0 | 4,526 | 0 | 13,578 | 0 | 0 | 0 | 0 | 0 | 4,526 | 0 | 13,578 | 0 |

| REGION PROVINCE CITY/ MUNICIPALITY BARANGAY | | NO. OF AFFECTED | | | No. of ECs | | Inside Evacuation Centers | | | | Outside Evacuation Centers | | | | TOTAL SERVED (CURRENT) | | | |
|--|---|-----------------|----------|---------|------------|-----|---------------------------|-----|---------|-----|----------------------------|-----|---------|-----|------------------------|-----|---------|-----|
| | | Brgys. | Families | Persons | CUM | NOW | Families | | Persons | | Families | | Persons | | Families | | Persons | |
| | | | | | | | CUM | NOW | CUM | NOW | CUM | NOW | CUM | NOW | CUM | NOW | CUM | NOW |
| | | | | | | | (Inside + Outside) | | | | | | | | | | | |
| | | 31 | 4,526 | 13,578 | 0 | 0 | 4,526 | 0 | 13,578 | 0 | 0 | 0 | 0 | 0 | 4,526 | 0 | 13,578 | 0 |
| Batuan | 1 | 15 | 2,012 | 6,036 | 0 | 0 | 2,012 | 0 | 6,036 | 0 | 0 | 0 | 0 | 0 | 2,012 | 0 | 6,036 | 0 |
| | | 15 | 2,012 | 6,036 | 0 | 0 | 2,012 | 0 | 6,036 | 0 | 0 | 0 | 0 | 0 | 2,012 | 0 | 6,036 | 0 |
| Bien Unido | 1 | 15 | 7,500 | 22,500 | 0 | 0 | 7,251 | 0 | 0 | 0 | 0 | 0 | 0 | 0 | 7,251 | 0 | 0 | 0 |
| | | 15 | 7,500 | 22,500 | 0 | 0 | 7,251 | 0 | 0 | 0 | 0 | 0 | 0 | 0 | 7,251 | 0 | 0 | 0 |
| Bilar | 1 | 5 | 148 | 711 | 8 | 0 | 148 | 0 | 711 | 0 | 0 | 0 | 0 | 0 | 148 | 0 | 711 | 0 |
| | | 5 | 148 | 711 | 8 | 0 | 148 | 0 | 711 | 0 | 0 | 0 | 0 | 0 | 148 | 0 | 711 | 0 |
| Buenavista | 1 | 35 | 7,511 | 22,533 | 2 | 0 | 9,060 | 0 | 22,533 | 0 | 0 | 0 | 0 | 0 | 9,060 | 0 | 22,533 | 0 |
| | | 35 | 7,511 | 22,533 | 2 | 0 | 9,060 | 0 | 22,533 | 0 | 0 | 0 | 0 | 0 | 9,060 | 0 | 22,533 | 0 |
| Calape | 1 | 33 | 2,185 | 6,803 | 28 | 0 | 2,185 | 0 | 6,803 | 0 | 0 | 0 | 0 | 0 | 2,185 | 0 | 6,803 | 0 |
| | | 33 | 2,185 | 6,803 | 28 | 0 | 2,185 | 0 | 6,803 | 0 | 0 | 0 | 0 | 0 | 2,185 | 0 | 6,803 | 0 |
| Candijay | 1 | 21 | 8,848 | 26,544 | 27 | 0 | 810 | 0 | 2,785 | 15 | 67 | 0 | 248 | 0 | 877 | 0 | 3,033 | 15 |
| | | 21 | 8,848 | 26,544 | 27 | 0 | 810 | 0 | 2,785 | 15 | 67 | 0 | 248 | 0 | 877 | 0 | 3,033 | 15 |
| Carmen | 1 | 29 | 11,937 | 35,811 | 3 | 3 | 11,937 | 9 | 35,811 | 45 | 0 | 0 | 0 | 0 | 11,937 | 9 | 35,811 | 45 |
| | | 29 | 11,937 | 35,811 | 3 | 3 | 11,937 | 9 | 35,811 | 45 | 0 | 0 | 0 | 0 | 11,937 | 9 | 35,811 | 45 |
| Catigbian | 1 | 22 | 7,489 | 22,467 | 20 | 0 | 330 | 0 | 0 | 0 | 0 | 0 | 0 | 0 | 330 | 0 | 0 | 0 |
| | | 22 | 7,489 | 22,467 | 20 | 0 | 330 | 0 | 0 | 0 | 0 | 0 | 0 | 0 | 330 | 0 | 0 | 0 |
| Clarin | 1 | 24 | 7,500 | 17,251 | 0 | 0 | 7,500 | 0 | 0 | 0 | 0 | 0 | 0 | 0 | 7,500 | 0 | 0 | 0 |
| | | 24 | 7,500 | 17,251 | 0 | 0 | 7,500 | 0 | 0 | 0 | 0 | 0 | 0 | 0 | 7,500 | 0 | 0 | 0 |
| Corella | 1 | 8 | 2,012 | 6,036 | 0 | 0 | 0 | 0 | 0 | 0 | 0 | 0 | 0 | 0 | 0 | 0 | 0 | 0 |
| | | 8 | 2,012 | 6,036 | 0 | 0 | 0 | 0 | 0 | 0 | 0 | 0 | 0 | 0 | 0 | 0 | 0 | 0 |
| Cortes | 1 | 14 | 5,441 | 18,344 | 0 | 0 | 0 | 0 | 0 | 0 | 0 | 0 | 0 | 0 | 0 | 0 | 0 | 0 |
| | | 14 | 5,441 | 18,344 | 0 | 0 | 0 | 0 | 0 | 0 | 0 | 0 | 0 | 0 | 0 | 0 | 0 | 0 |
| Dagohoy | 1 | 15 | 7,500 | 17,250 | 0 | 0 | 0 | 0 | 0 | 0 | 0 | 0 | 0 | 0 | 0 | 0 | 0 | 0 |
| | | 15 | 7,500 | 17,250 | 0 | 0 | 0 | 0 | 0 | 0 | 0 | 0 | 0 | 0 | 0 | 0 | 0 | 0 |
| Danao | 1 | 17 | 6,000 | 18,000 | 0 | 0 | 0 | 0 | 0 | 0 | 0 | 0 | 0 | 0 | 0 | 0 | 0 | 0 |
| | | 17 | 6,000 | 18,000 | 0 | 0 | 0 | 0 | 0 | 0 | 0 | 0 | 0 | 0 | 0 | 0 | 0 | 0 |
| Davis | 1 | 12 | 11,669 | 44,730 | 0 | 0 | 11,669 | 0 | 44,730 | 0 | 0 | 0 | 0 | 0 | 11,669 | 0 | 44,730 | 0 |
| | | 12 | 11,669 | 44,730 | 0 | 0 | 11,669 | 0 | 44,730 | 0 | 0 | 0 | 0 | 0 | 11,669 | 0 | 44,730 | 0 |
| Dimiao | 1 | 36 | 4,303 | 12,909 | 71 | 0 | 75 | 75 | 248 | 248 | 18 | 38 | 85 | 152 | 93 | 113 | 333 | 400 |
| | | 36 | 4,303 | 12,909 | 71 | 0 | 75 | 75 | 248 | 248 | 18 | 38 | 85 | 152 | 93 | 113 | 333 | 400 |
| Duero | 1 | 20 | 5,400 | 16,200 | 42 | 0 | 1,593 | 0 | 210 | 0 | 0 | 0 | 0 | 0 | 1,593 | 0 | 210 | 0 |

| REGION PROVINCE CITY/ MUNICIPALITY BARANGAY | | NO. OF AFFECTED | | | No. of ECs | | Inside Evacuation Centers | | | | Outside Evacuation Centers | | | | TOTAL SERVED (CURRENT) | | | |
|--|---|-----------------|----------|---------|------------|-----|---------------------------|-------|---------|-------|----------------------------|-------|---------|-----|------------------------|-------|-------|-------|
| | | Brgys. | Families | Persons | CUM | NOW | Families | | Persons | | Families | | Persons | | (Inside + Outside) | | | |
| | | | | | | | CUM | NOW | CUM | NOW | CUM | NOW | CUM | NOW | CUM | NOW | CUM | NOW |
| | | | | | | | | | | | | | | | | | | |
| | | 20 | 5,400 | 16,200 | 42 | 0 | 1,593 | 0 | 210 | 0 | 0 | 0 | 0 | 0 | 1,593 | 0 | 210 | 0 |
| Garcia Hernandez | 1 | 30 | 2,581 | 9,829 | 0 | 0 | 2,581 | 2,581 | 9,829 | 9,829 | 0 | 0 | 0 | 0 | 2,581 | 2,581 | 9,829 | 9,829 |
| | | 30 | 2,581 | 9,829 | 0 | 0 | 2,581 | 2,581 | 9,829 | 9,829 | 0 | 0 | 0 | 0 | 2,581 | 2,581 | 9,829 | 9,829 |
| Getafe | 1 | 24 | 9,295 | 27,858 | 0 | 0 | 9,286 | 0 | 0 | 0 | 3,803 | 1,765 | 2,038 | 0 | 13,089 | 1,765 | 2,038 | 0 |
| | | 24 | 9,295 | 27,858 | 0 | 0 | 9,286 | 0 | 0 | 0 | 3,803 | 1,765 | 2,038 | 0 | 13,089 | 1,765 | 2,038 | 0 |
| Guindulman | 1 | 19 | 1,023 | 4,985 | 25 | 0 | 958 | 0 | 3,566 | 0 | 0 | 0 | 0 | 0 | 958 | 0 | 3,566 | 0 |
| | | 19 | 1,023 | 4,985 | 25 | 0 | 958 | 0 | 3,566 | 0 | 0 | 0 | 0 | 0 | 958 | 0 | 3,566 | 0 |
| Inabanga | 1 | 50 | 13,305 | 38,721 | 0 | 0 | 0 | 0 | 0 | 0 | 0 | 0 | 0 | 0 | 0 | 0 | 0 | 0 |
| | | 50 | 13,305 | 38,721 | 0 | 0 | 0 | 0 | 0 | 0 | 0 | 0 | 0 | 0 | 0 | 0 | 0 | 0 |
| Jagna | 1 | 33 | 11,289 | 33,177 | 0 | 0 | 11,017 | 0 | 0 | 0 | 0 | 0 | 0 | 0 | 11,017 | 0 | 0 | 0 |
| | | 33 | 11,289 | 33,177 | 0 | 0 | 11,017 | 0 | 0 | 0 | 0 | 0 | 0 | 0 | 11,017 | 0 | 0 | 0 |
| Lila | 1 | 18 | 2,771 | 8,313 | 18 | 0 | 0 | 0 | 0 | 0 | 0 | 0 | 0 | 0 | 0 | 0 | 0 | 0 |
| | | 18 | 2,771 | 8,313 | 18 | 0 | 0 | 0 | 0 | 0 | 0 | 0 | 0 | 0 | 0 | 0 | 0 | 0 |
| Loay | 1 | 17 | 458 | 1,374 | 0 | 0 | 458 | 0 | 0 | 0 | 0 | 0 | 0 | 0 | 458 | 0 | 0 | 0 |
| | | 17 | 458 | 1,374 | 0 | 0 | 458 | 0 | 0 | 0 | 0 | 0 | 0 | 0 | 458 | 0 | 0 | 0 |
| Loboc | 1 | 28 | 4,809 | 14,427 | 11 | 2 | 155 | 116 | 451 | 352 | 0 | 0 | 0 | 0 | 155 | 116 | 451 | 352 |
| | | 28 | 4,809 | 14,427 | 11 | 2 | 155 | 116 | 451 | 352 | 0 | 0 | 0 | 0 | 155 | 116 | 451 | 352 |
| Loon | 1 | 68 | 12,854 | 38,562 | 38 | 0 | 2,267 | 0 | 201 | 0 | 1,111 | 46 | 319 | 0 | 3,378 | 46 | 520 | 0 |
| | | 68 | 12,854 | 38,562 | 38 | 0 | 2,267 | 0 | 201 | 0 | 1,111 | 46 | 319 | 0 | 3,378 | 46 | 520 | 0 |
| Mabini | 1 | 8 | 604 | 2,129 | 10 | 0 | 495 | 0 | 1,654 | 0 | 0 | 0 | 0 | 0 | 495 | 0 | 1,654 | 0 |
| | | 8 | 604 | 2,129 | 10 | 0 | 495 | 0 | 1,654 | 0 | 0 | 0 | 0 | 0 | 495 | 0 | 1,654 | 0 |
| Maribojoc | 1 | 22 | 898 | 2,694 | 57 | 3 | 752 | 13 | 2,844 | 2,416 | 0 | 0 | 0 | 0 | 752 | 13 | 2,844 | 2,416 |
| | | 22 | 898 | 2,694 | 57 | 3 | 752 | 13 | 2,844 | 2,416 | 0 | 0 | 0 | 0 | 752 | 13 | 2,844 | 2,416 |
| Panglao | 1 | 3 | 10 | 48 | 2 | 2 | 10 | 10 | 48 | 48 | 0 | 0 | 0 | 0 | 10 | 10 | 48 | 48 |
| | | 3 | 10 | 48 | 2 | 2 | 10 | 10 | 48 | 48 | 0 | 0 | 0 | 0 | 10 | 10 | 48 | 48 |
| Pilar | 1 | 2 | 7,500 | 22,500 | 0 | 0 | 0 | 0 | 0 | 0 | 0 | 0 | 0 | 0 | 0 | 0 | 0 | 0 |
| | | 2 | 7,500 | 22,500 | 0 | 0 | 0 | 0 | 0 | 0 | 0 | 0 | 0 | 0 | 0 | 0 | 0 | 0 |
| Pres. Carlos P. Garcia | 1 | 23 | 6,335 | 7,483 | 0 | 0 | 296 | 0 | 0 | 0 | 0 | 0 | 0 | 0 | 296 | 0 | 0 | 0 |
| | | 23 | 6,335 | 7,483 | 0 | 0 | 296 | 0 | 0 | 0 | 0 | 0 | 0 | 0 | 296 | 0 | 0 | 0 |
| Sagbayan (Borja) | 1 | 24 | 8,010 | 24,030 | 0 | 0 | 0 | 0 | 0 | 0 | 0 | 0 | 0 | 0 | 0 | 0 | 0 | 0 |
| | | 24 | 8,010 | 24,030 | 0 | 0 | 0 | 0 | 0 | 0 | 0 | 0 | 0 | 0 | 0 | 0 | 0 | 0 |
| San Isidro | 1 | 2 | 14 | 67 | 2 | 0 | 14 | 0 | 67 | 0 | 0 | 0 | 0 | 0 | 14 | 0 | 67 | 0 |

| REGION PROVINCE CITY/ MUNICIPALITY BARANGAY | | NO. OF AFFECTED | | | No. of ECs | | Inside Evacuation Centers | | | | Outside Evacuation Centers | | | | TOTAL SERVED (CURRENT) | | | |
|--|-----------|-----------------|----------------|------------------|--------------|------------|---------------------------|---------------|----------------|---------------|----------------------------|---------------|----------------|---------------|------------------------|---------------|----------------|----------------|
| | | Brgys. | Families | Persons | CUM | NOW | Families | | Persons | | Families | | Persons | | (Inside + Outside) | | | |
| | | | | | | | CUM | NOW | CUM | NOW | CUM | NOW | CUM | NOW | CUM | NOW | CUM | NOW |
| | | | | | | | | | | | | | | | | | | |
| | | 2 | 14 | 67 | 2 | 0 | 14 | 0 | 67 | 0 | 0 | 0 | 0 | 0 | 14 | 0 | 67 | 0 |
| San Miguel | 1 | 18 | 7,479 | 22,437 | 0 | 0 | 7,185 | 200 | 24,300 | 919 | 0 | 0 | 0 | 0 | 7,185 | 200 | 24,300 | 919 |
| | | 18 | 7,479 | 22,437 | 0 | 0 | 7,185 | 200 | 24,300 | 919 | 0 | 0 | 0 | 0 | 7,185 | 200 | 24,300 | 919 |
| Sevilla | 1 | 13 | 2,919 | 8,757 | 4 | 0 | 2,940 | 9 | 0 | 0 | 0 | 0 | 0 | 0 | 2,940 | 9 | 0 | 0 |
| | | 13 | 2,919 | 8,757 | 4 | 0 | 2,940 | 9 | 0 | 0 | 0 | 0 | 0 | 0 | 2,940 | 9 | 0 | 0 |
| Sierra Bullones | 1 | 11 | 220 | 905 | 13 | 0 | 220 | 0 | 905 | 0 | 0 | 0 | 0 | 0 | 220 | 0 | 905 | 0 |
| | | 11 | 220 | 905 | 13 | 0 | 220 | 0 | 905 | 0 | 0 | 0 | 0 | 0 | 220 | 0 | 905 | 0 |
| Sikatuna | 1 | 10 | 1,905 | 5,715 | 0 | 0 | 0 | 0 | 0 | 0 | 0 | 0 | 0 | 0 | 0 | 0 | 0 | 0 |
| | | 10 | 1,905 | 5,715 | 0 | 0 | 0 | 0 | 0 | 0 | 0 | 0 | 0 | 0 | 0 | 0 | 0 | 0 |
| Tagbilaran City | 1 | 9 | 469 | 2,052 | 9 | 2 | 423 | 130 | 1,821 | 566 | 0 | 0 | 0 | 0 | 423 | 130 | 1,821 | 566 |
| | | 9 | 469 | 2,052 | 9 | 2 | 423 | 130 | 1,821 | 566 | 0 | 0 | 0 | 0 | 423 | 130 | 1,821 | 566 |
| Talibon | 1 | 25 | 20,947 | 62,841 | 2 | 0 | 60 | 0 | 261 | 0 | 0 | 0 | 0 | 0 | 60 | 0 | 261 | 0 |
| | | 25 | 20,947 | 62,841 | 2 | 0 | 60 | 0 | 261 | 0 | 0 | 0 | 0 | 0 | 60 | 0 | 261 | 0 |
| Trinidad | 1 | 6 | 9,300 | 27,900 | 19 | 84 | 19 | 0 | 84 | 0 | 0 | 0 | 0 | 0 | 19 | 0 | 84 | 0 |
| | | 6 | 9,300 | 27,900 | 19 | 84 | 19 | 0 | 84 | 0 | 0 | 0 | 0 | 0 | 19 | 0 | 84 | 0 |
| Tubigon | 1 | 34 | 13,303 | 39,906 | 33 | 7 | 13,303 | 1,059 | 39,906 | 439 | 0 | 0 | 0 | 0 | 13,303 | 1,059 | 39,906 | 439 |
| | | 34 | 13,303 | 39,906 | 33 | 7 | 13,303 | 1,059 | 39,906 | 439 | 0 | 0 | 0 | 0 | 13,303 | 1,059 | 39,906 | 439 |
| Ubay | 1 | 44 | 23,060 | 69,180 | 12 | 12 | 23,957 | 249 | 852 | 1,060 | 0 | 0 | 0 | 0 | 23,957 | 249 | 852 | 1,060 |
| | | 44 | 23,060 | 69,180 | 12 | 12 | 23,957 | 249 | 852 | 1,060 | 0 | 0 | 0 | 0 | 23,957 | 249 | 852 | 1,060 |
| Valencia | 1 | 35 | 4,900 | 21,431 | 2 | 0 | 0 | 0 | 0 | 0 | 0 | 0 | 0 | 0 | 0 | 0 | 0 | 0 |
| | | 35 | 4,900 | 21,431 | 2 | 0 | 0 | 0 | 0 | 0 | 0 | 0 | 0 | 0 | 0 | 0 | 0 | 0 |
| CEBU | 53 | 1,078 | 570,260 | 1,729,385 | 1,013 | 246 | 199,738 | 21,217 | 641,160 | 88,828 | 93,371 | 18,958 | 283,798 | 74,452 | 293,109 | 40,175 | 924,958 | 163,280 |
| Alcantara | 1 | 9 | 5,090 | 15,270 | 0 | 0 | 5,090 | 0 | 15,270 | 0 | 0 | 0 | 0 | 0 | 5,090 | 0 | 15,270 | 0 |
| | | 9 | 5,090 | 15,270 | 0 | 0 | 5,090 | 0 | 15,270 | 0 | 0 | 0 | 0 | 0 | 5,090 | 0 | 15,270 | 0 |
| Alcoy | 1 | 8 | 2,326 | 6,978 | 0 | 0 | 2,326 | 0 | 6,978 | 0 | 0 | 0 | 0 | 0 | 2,326 | 0 | 6,978 | 0 |
| | | 8 | 2,326 | 6,978 | 0 | 0 | 2,326 | 0 | 6,978 | 0 | 0 | 0 | 0 | 0 | 2,326 | 0 | 6,978 | 0 |
| Alegria | 1 | 9 | 6,782 | 26,302 | 7 | 3 | 170 | 94 | 705 | 408 | 0 | 0 | 0 | 0 | 170 | 94 | 705 | 408 |
| | | 9 | 6,782 | 26,302 | 7 | 3 | 170 | 94 | 705 | 408 | 0 | 0 | 0 | 0 | 170 | 94 | 705 | 408 |
| Aloguinsan | 1 | 5 | 78 | 331 | 7 | 0 | 78 | 0 | 331 | 0 | 0 | 0 | 0 | 0 | 78 | 0 | 331 | 0 |
| | | 5 | 78 | 331 | 7 | 0 | 78 | 0 | 331 | 0 | 0 | 0 | 0 | 0 | 78 | 0 | 331 | 0 |
| Argao | 1 | 45 | 23,865 | 71,595 | 20 | 0 | 335 | 104 | 1,261 | 375 | 0 | 0 | 0 | 0 | 335 | 104 | 1,261 | 375 |
| | | 45 | 23,865 | 71,595 | 20 | 0 | 335 | 104 | 1,261 | 375 | 0 | 0 | 0 | 0 | 335 | 104 | 1,261 | 375 |

| REGION PROVINCE CITY/ MUNICIPALITY BARANGAY | | NO. OF AFFECTED | | | No. of ECs | | Inside Evacuation Centers | | | | Outside Evacuation Centers | | | | TOTAL SERVED (CURRENT) | | | |
|--|---|-----------------|----------|---------|------------|-----|---------------------------|-------|---------|-------|----------------------------|-----|---------|-----|------------------------|-------|---------|-------|
| | | Brgys. | Families | Persons | CUM | NOW | Families | | Persons | | Families | | Persons | | Families | | Persons | |
| | | | | | | | CUM | NOW | CUM | NOW | CUM | NOW | CUM | NOW | CUM | NOW | CUM | NOW |
| | | | | | | | | | | | | | | | | | | |
| (Inside + Outside) | | | | | | | | | | | | | | | | | | |
| Asturias | 1 | 27 | 6,121 | 0 | 21 | 0 | 646 | 0 | 2,863 | 0 | 0 | 0 | 0 | 0 | 646 | 0 | 2,863 | 0 |
| | | 27 | 6,121 | 0 | 21 | 0 | 646 | 0 | 2,863 | 0 | 0 | 0 | 0 | 0 | 646 | 0 | 2,863 | 0 |
| Badian | 1 | 29 | 12,520 | 38,250 | 0 | 0 | 789 | 0 | 3,006 | 0 | 2,339 | 0 | 9,787 | 0 | 3,128 | 0 | 12,793 | 0 |
| | | 29 | 12,520 | 38,250 | 0 | 0 | 789 | 0 | 3,006 | 0 | 2,339 | 0 | 9,787 | 0 | 3,128 | 0 | 12,793 | 0 |
| Balamban | 1 | 28 | 1,672 | 7,922 | 58 | 0 | 1,657 | 0 | 7,507 | 0 | 56 | 0 | 266 | 0 | 1,713 | 0 | 7,773 | 0 |
| | | 28 | 1,672 | 7,922 | 58 | 0 | 1,657 | 0 | 7,507 | 0 | 56 | 0 | 266 | 0 | 1,713 | 0 | 7,773 | 0 |
| Bantayan | 1 | 12 | 432 | 2,460 | 18 | 0 | 374 | 0 | 1,285 | 0 | 0 | 0 | 0 | 0 | 374 | 0 | 1,285 | 0 |
| | | 12 | 432 | 2,460 | 18 | 0 | 374 | 0 | 1,285 | 0 | 0 | 0 | 0 | 0 | 374 | 0 | 1,285 | 0 |
| Barili | 1 | 41 | 27,101 | 78,531 | 18 | 18 | 28,153 | 434 | 73,463 | 1,861 | 0 | 30 | 0 | 0 | 28,153 | 464 | 73,463 | 1,861 |
| | | 41 | 27,101 | 78,531 | 18 | 18 | 28,153 | 434 | 73,463 | 1,861 | 0 | 30 | 0 | 0 | 28,153 | 464 | 73,463 | 1,861 |
| Bogo City | 1 | 15 | 203 | 762 | 0 | 0 | 200 | 0 | 762 | 0 | 0 | 0 | 0 | 0 | 200 | 0 | 762 | 0 |
| | | 15 | 203 | 762 | 0 | 0 | 200 | 0 | 762 | 0 | 0 | 0 | 0 | 0 | 200 | 0 | 762 | 0 |
| Boljoon | 1 | 11 | 4,706 | 14,118 | 4 | 0 | 0 | 0 | 0 | 0 | 0 | 0 | 0 | 0 | 0 | 0 | 0 | 0 |
| | | 11 | 4,706 | 14,118 | 4 | 0 | 0 | 0 | 0 | 0 | 0 | 0 | 0 | 0 | 0 | 0 | 0 | 0 |
| Borbon | 1 | 14 | 237 | 846 | 18 | 0 | 280 | 0 | 846 | 0 | 0 | 0 | 0 | 0 | 280 | 0 | 846 | 0 |
| | | 14 | 237 | 846 | 18 | 0 | 280 | 0 | 846 | 0 | 0 | 0 | 0 | 0 | 280 | 0 | 846 | 0 |
| Carcar City | 1 | 15 | 1,584 | 4,752 | 0 | 0 | 1,042 | 0 | 5,014 | 0 | 0 | 0 | 0 | 0 | 1,042 | 0 | 5,014 | 0 |
| | | 15 | 1,584 | 4,752 | 0 | 0 | 1,042 | 0 | 5,014 | 0 | 0 | 0 | 0 | 0 | 1,042 | 0 | 5,014 | 0 |
| Carmen | 1 | 19 | 2,560 | 7,680 | 17 | 0 | 549 | 1,920 | 0 | 0 | 0 | 0 | 0 | 0 | 549 | 1,920 | 0 | 0 |
| | | 19 | 2,560 | 7,680 | 17 | 0 | 549 | 1,920 | 0 | 0 | 0 | 0 | 0 | 0 | 549 | 1,920 | 0 | 0 |
| Catmon | 1 | 19 | 1,243 | 3,611 | 0 | 0 | 1,243 | 0 | 3,452 | 0 | 0 | 0 | 0 | 0 | 1,243 | 0 | 3,452 | 0 |
| | | 19 | 1,243 | 3,611 | 0 | 0 | 1,243 | 0 | 3,452 | 0 | 0 | 0 | 0 | 0 | 1,243 | 0 | 3,452 | 0 |
| Cebu City | 1 | 37 | 25,028 | 75,116 | 6 | 0 | 4,400 | 0 | 22,000 | 0 | 0 | 0 | 0 | 0 | 4,400 | 0 | 22,000 | 0 |
| | | 37 | 25,028 | 75,116 | 6 | 0 | 4,400 | 0 | 22,000 | 0 | 0 | 0 | 0 | 0 | 4,400 | 0 | 22,000 | 0 |
| Compostela | 1 | 17 | 24,707 | 49,414 | 27 | 4 | 1,140 | 39 | 6,416 | 162 | 12,781 | 0 | 828 | 0 | 13,921 | 39 | 7,244 | 162 |
| | | 17 | 24,707 | 49,414 | 27 | 4 | 1,140 | 39 | 6,416 | 162 | 12,781 | 0 | 828 | 0 | 13,921 | 39 | 7,244 | 162 |
| Consolacion | 1 | 21 | 28,684 | 86,052 | 3 | 0 | 6,283 | 0 | 18,849 | 0 | 0 | 0 | 0 | 0 | 6,283 | 0 | 18,849 | 0 |
| | | 21 | 28,684 | 86,052 | 3 | 0 | 6,283 | 0 | 18,849 | 0 | 0 | 0 | 0 | 0 | 6,283 | 0 | 18,849 | 0 |
| Cordoba | 1 | 13 | 11,051 | 51,940 | 13 | 0 | 400 | 400 | 2,341 | 2,341 | 0 | 0 | 0 | 0 | 400 | 400 | 2,341 | 2,341 |
| | | 13 | 11,051 | 51,940 | 13 | 0 | 400 | 400 | 2,341 | 2,341 | 0 | 0 | 0 | 0 | 400 | 400 | 2,341 | 2,341 |
| Daanbantayan | 1 | 20 | 1,575 | 5,879 | 65 | 0 | 0 | 0 | 0 | 0 | 0 | 0 | 0 | 0 | 0 | 0 | 0 | 0 |
| | | 20 | 1,575 | 5,879 | 65 | 0 | 0 | 0 | 0 | 0 | 0 | 0 | 0 | 0 | 0 | 0 | 0 | 0 |

| REGION PROVINCE CITY/ MUNICIPALITY BARANGAY | | NO. OF AFFECTED | | | No. of ECs | | Inside Evacuation Centers | | | | Outside Evacuation Centers | | | | TOTAL SERVED (CURRENT) | | | | | |
|--|---|-----------------|----------|---------|------------|-----|---------------------------|-------|----------|--------|----------------------------|--------|----------|--------|------------------------|--------|----------|--------|---------|--|
| | | | | | | | (Inside + Outside) | | | | | | | | | | | | | |
| | | Brgys. | Families | Persons | CUM | | NOW | | Families | | Persons | | Families | | Persons | | Families | | Persons | |
| | | | | | CUM | NOW | CUM | NOW | CUM | NOW | CUM | NOW | CUM | NOW | CUM | NOW | CUM | NOW | | |
| Dalaguete | 1 | 33 | 14,813 | 45,438 | 0 | 0 | 3,667 | 43 | 11,031 | 147 | 0 | 0 | 0 | 0 | 3,667 | 43 | 11,031 | 147 | | |
| | | 33 | 14,813 | 45,438 | 0 | 0 | 3,667 | 43 | 11,031 | 147 | 0 | 0 | 0 | 0 | 3,667 | 43 | 11,031 | 147 | | |
| Danao City | 1 | 42 | 2,391 | 9,085 | 65 | 65 | 2,222 | 2,222 | 8,345 | 8,345 | 169 | 169 | 740 | 740 | 2,391 | 2,391 | 9,085 | 9,085 | | |
| | | 42 | 2,391 | 9,085 | 65 | 65 | 2,222 | 2,222 | 8,345 | 8,345 | 169 | 169 | 740 | 740 | 2,391 | 2,391 | 9,085 | 9,085 | | |
| Dumanjug | 1 | 37 | 17,848 | 55,593 | 11 | 11 | 558 | 558 | 1,376 | 1,376 | 0 | 0 | 0 | 0 | 558 | 558 | 1,376 | 1,376 | | |
| | | 37 | 17,848 | 55,593 | 11 | 11 | 558 | 558 | 1,376 | 1,376 | 0 | 0 | 0 | 0 | 558 | 558 | 1,376 | 1,376 | | |
| Ginatilan | 1 | 13 | 1,149 | 3,447 | 0 | 0 | 0 | 0 | 0 | 0 | 0 | 0 | 0 | 0 | 0 | 0 | 0 | 0 | | |
| | | 13 | 1,149 | 3,447 | 0 | 0 | 0 | 0 | 0 | 0 | 0 | 0 | 0 | 0 | 0 | 0 | 0 | 0 | | |
| Lapu-Lapu City | 1 | 31 | 78,231 | 272,692 | 30 | 16 | 10,766 | 2,440 | 44,671 | 10,802 | 69,980 | 18,759 | 245,580 | 73,712 | 80,746 | 21,199 | 290,251 | 84,514 | | |
| | | 31 | 78,231 | 272,692 | 30 | 16 | 10,766 | 2,440 | 44,671 | 10,802 | 69,980 | 18,759 | 245,580 | 73,712 | 80,746 | 21,199 | 290,251 | 84,514 | | |
| Liloan | 1 | 14 | 29,422 | 88,266 | 35 | 0 | 2,028 | 2,028 | 1,785 | 1,785 | 0 | 0 | 0 | 0 | 2,028 | 2,028 | 1,785 | 1,785 | | |
| | | 14 | 29,422 | 88,266 | 35 | 0 | 2,028 | 2,028 | 1,785 | 1,785 | 0 | 0 | 0 | 0 | 2,028 | 2,028 | 1,785 | 1,785 | | |
| Madridejos | 1 | 14 | 3,604 | 14,502 | 14 | 0 | 1,886 | 0 | 7,304 | 0 | 1,867 | 0 | 7,322 | 0 | 3,753 | 0 | 14,626 | 0 | | |
| | | 14 | 3,604 | 14,502 | 14 | 0 | 1,886 | 0 | 7,304 | 0 | 1,867 | 0 | 7,322 | 0 | 3,753 | 0 | 14,626 | 0 | | |
| Malabuyoc | 1 | 14 | 4,789 | 14,367 | 0 | 0 | 4,789 | 0 | 0 | 0 | 0 | 0 | 0 | 0 | 4,789 | 0 | 0 | 0 | | |
| | | 14 | 4,789 | 14,367 | 0 | 0 | 4,789 | 0 | 0 | 0 | 0 | 0 | 0 | 0 | 4,789 | 0 | 0 | 0 | | |
| Mandaue City | 1 | 27 | 9,307 | 35,536 | 34 | 5 | 9,307 | 71 | 35,536 | 234 | 0 | 0 | 0 | 0 | 9,307 | 71 | 35,536 | 234 | | |
| | | 27 | 9,307 | 35,536 | 34 | 5 | 9,307 | 71 | 35,536 | 234 | 0 | 0 | 0 | 0 | 9,307 | 71 | 35,536 | 234 | | |
| Medellin | 1 | 19 | 9,115 | 29,123 | 65 | 0 | 4,500 | 0 | 14,928 | 0 | 4,615 | 0 | 14,972 | 0 | 9,115 | 0 | 29,900 | 0 | | |
| | | 19 | 9,115 | 29,123 | 65 | 0 | 4,500 | 0 | 14,928 | 0 | 4,615 | 0 | 14,972 | 0 | 9,115 | 0 | 29,900 | 0 | | |
| Minglanilla | 1 | 19 | 55,218 | 127,001 | 23 | 0 | 602 | 0 | 2,034 | 0 | 0 | 0 | 0 | 0 | 602 | 0 | 2,034 | 0 | | |
| | | 19 | 55,218 | 127,001 | 23 | 0 | 602 | 0 | 2,034 | 0 | 0 | 0 | 0 | 0 | 602 | 0 | 2,034 | 0 | | |
| Moalboal | 1 | 15 | 9,762 | 35,340 | 0 | 0 | 7,771 | 9,322 | 31,872 | 38,621 | 0 | 0 | 0 | 0 | 7,771 | 9,322 | 31,872 | 38,621 | | |
| | | 15 | 9,762 | 35,340 | 0 | 0 | 7,771 | 9,322 | 31,872 | 38,621 | 0 | 0 | 0 | 0 | 7,771 | 9,322 | 31,872 | 38,621 | | |
| Naga City | 1 | 28 | 2,638 | 10,214 | 0 | 0 | 2,638 | 583 | 10,214 | 2,242 | 0 | 0 | 0 | 0 | 2,638 | 583 | 10,214 | 2,242 | | |
| | | 28 | 2,638 | 10,214 | 0 | 0 | 2,638 | 583 | 10,214 | 2,242 | 0 | 0 | 0 | 0 | 2,638 | 583 | 10,214 | 2,242 | | |
| Oslob | 1 | 21 | 5,291 | 15,873 | 7 | 1 | 644 | 2 | 1,950 | 8 | 0 | 0 | 0 | 0 | 644 | 2 | 1,950 | 8 | | |
| | | 21 | 5,291 | 15,873 | 7 | 1 | 644 | 2 | 1,950 | 8 | 0 | 0 | 0 | 0 | 644 | 2 | 1,950 | 8 | | |
| Pilar | 1 | 13 | 321 | 1,116 | 28 | 2 | 223 | 0 | 690 | 0 | 653 | 0 | 2,155 | 0 | 876 | 0 | 2,845 | 0 | | |
| | | 13 | 321 | 1,116 | 28 | 2 | 223 | 0 | 690 | 0 | 653 | 0 | 2,155 | 0 | 876 | 0 | 2,845 | 0 | | |
| Pinamungahan | 1 | 26 | 17,417 | 52,251 | 0 | 0 | 0 | 0 | 13,166 | 13,166 | 0 | 0 | 0 | 0 | 0 | 0 | 13,166 | 13,166 | | |
| | | 26 | 17,417 | 52,251 | 0 | 0 | 0 | 0 | 13,166 | 13,166 | 0 | 0 | 0 | 0 | 0 | 0 | 13,166 | 13,166 | | |

| REGION PROVINCE CITY/ MUNICIPALITY BARANGAY | | NO. OF AFFECTED | | | No. of ECs | | Inside Evacuation Centers | | | | Outside Evacuation Centers | | | | TOTAL SERVED (CURRENT) | | | | | |
|--|---|-----------------|----------|---------|------------|-----|---------------------------|-----|---------|-------|----------------------------|-----|---------|-----|------------------------|-----|---------|-----|---------|-------|
| | | Brgys. | Families | Persons | CUM | NOW | Families | | Persons | | Families | | Persons | | Families | | Persons | | | |
| | | | | | | | CUM | NOW | CUM | NOW | CUM | NOW | CUM | NOW | CUM | NOW | CUM | NOW | | |
| | | | | | | | (Inside + Outside) | | | | | | | | | | | | | |
| Poro | 1 | 17 | 6,500 | 18,849 | 17 | 0 | 1,438 | 0 | 4,999 | 0 | 0 | 0 | 0 | 0 | 0 | 0 | 1,438 | 0 | 4,999 | 0 |
| | | 17 | 6,500 | 18,849 | 17 | 0 | 1,438 | 0 | 4,999 | 0 | 0 | 0 | 0 | 0 | 0 | 0 | 1,438 | 0 | 4,999 | 0 |
| Ronda | 1 | 14 | 6,309 | 18,927 | 17 | 0 | 263 | 115 | 974 | 393 | 0 | 0 | 0 | 0 | 0 | 0 | 263 | 115 | 974 | 393 |
| | | 14 | 6,309 | 18,927 | 17 | 0 | 263 | 115 | 974 | 393 | 0 | 0 | 0 | 0 | 0 | 0 | 263 | 115 | 974 | 393 |
| Samboan | 1 | 15 | 1,901 | 5,703 | 0 | 0 | 1,901 | 0 | 5,703 | 0 | 0 | 0 | 0 | 0 | 0 | 0 | 1,901 | 0 | 5,703 | 0 |
| | | 15 | 1,901 | 5,703 | 0 | 0 | 1,901 | 0 | 5,703 | 0 | 0 | 0 | 0 | 0 | 0 | 0 | 1,901 | 0 | 5,703 | 0 |
| San Fernando | 1 | 21 | 311 | 1,292 | 1 | 1 | 15 | 15 | 0 | 0 | 0 | 0 | 0 | 0 | 0 | 0 | 15 | 15 | 0 | 0 |
| | | 21 | 311 | 1,292 | 1 | 1 | 15 | 15 | 0 | 0 | 0 | 0 | 0 | 0 | 0 | 0 | 15 | 15 | 0 | 0 |
| San Francisco | 1 | 14 | 868 | 5,459 | 42 | 0 | 924 | 0 | 5,381 | 0 | 0 | 0 | 0 | 0 | 0 | 0 | 924 | 0 | 5,381 | 0 |
| | | 14 | 868 | 5,459 | 42 | 0 | 924 | 0 | 5,381 | 0 | 0 | 0 | 0 | 0 | 0 | 0 | 924 | 0 | 5,381 | 0 |
| San Remigio | 1 | 27 | 1,602 | 6,495 | 40 | 0 | 928 | 0 | 2,601 | 275 | 27 | 0 | 105 | 0 | 0 | 0 | 955 | 0 | 2,706 | 275 |
| | | 27 | 1,602 | 6,495 | 40 | 0 | 928 | 0 | 2,601 | 275 | 27 | 0 | 105 | 0 | 0 | 0 | 955 | 0 | 2,706 | 275 |
| Santa Fe | 1 | 10 | 1,734 | 7,555 | 29 | 0 | 1,959 | 0 | 6,622 | 2,740 | 9 | 0 | 65 | 0 | 0 | 0 | 1,968 | 0 | 6,687 | 2,740 |
| | | 10 | 1,734 | 7,555 | 29 | 0 | 1,959 | 0 | 6,622 | 2,740 | 9 | 0 | 65 | 0 | 0 | 0 | 1,968 | 0 | 6,687 | 2,740 |
| Santander | 1 | 10 | 253 | 759 | 0 | 0 | 132 | 0 | 0 | 0 | 121 | 0 | 0 | 0 | 0 | 0 | 253 | 0 | 0 | 0 |
| | | 10 | 253 | 759 | 0 | 0 | 132 | 0 | 0 | 0 | 121 | 0 | 0 | 0 | 0 | 0 | 253 | 0 | 0 | 0 |
| Sibonga | 1 | 25 | 16,604 | 49,812 | 105 | 103 | 108 | 0 | 472 | 0 | 0 | 0 | 0 | 0 | 0 | 0 | 108 | 0 | 472 | 0 |
| | | 25 | 16,604 | 49,812 | 105 | 103 | 108 | 0 | 472 | 0 | 0 | 0 | 0 | 0 | 0 | 0 | 108 | 0 | 472 | 0 |
| Sogod | 1 | 18 | 2,359 | 8,250 | 44 | 0 | 2,359 | 0 | 8,250 | 0 | 0 | 0 | 0 | 0 | 0 | 0 | 2,359 | 0 | 8,250 | 0 |
| | | 18 | 2,359 | 8,250 | 44 | 0 | 2,359 | 0 | 8,250 | 0 | 0 | 0 | 0 | 0 | 0 | 0 | 2,359 | 0 | 8,250 | 0 |
| Tabogon | 1 | 11 | 651 | 2,516 | 25 | 0 | 651 | 0 | 2,048 | 0 | 0 | 0 | 0 | 0 | 0 | 0 | 651 | 0 | 2,048 | 0 |
| | | 11 | 651 | 2,516 | 25 | 0 | 651 | 0 | 2,048 | 0 | 0 | 0 | 0 | 0 | 0 | 0 | 651 | 0 | 2,048 | 0 |
| Tabuelan | 1 | 8 | 696 | 2,355 | 22 | 0 | 696 | 0 | 1,143 | 0 | 0 | 0 | 0 | 0 | 0 | 0 | 696 | 0 | 1,143 | 0 |
| | | 8 | 696 | 2,355 | 22 | 0 | 696 | 0 | 1,143 | 0 | 0 | 0 | 0 | 0 | 0 | 0 | 696 | 0 | 1,143 | 0 |
| Talisay City | 1 | 22 | 80,090 | 240,270 | 34 | 17 | 80,095 | 197 | 240,292 | 864 | 0 | 0 | 0 | 0 | 0 | 0 | 80,095 | 197 | 240,292 | 864 |
| | | 22 | 80,090 | 240,270 | 34 | 17 | 80,095 | 197 | 240,292 | 864 | 0 | 0 | 0 | 0 | 0 | 0 | 80,095 | 197 | 240,292 | 864 |
| Toledo City | 1 | 22 | 630 | 2,683 | 16 | 0 | 630 | 630 | 2,683 | 2,683 | 0 | 0 | 0 | 0 | 0 | 0 | 630 | 630 | 2,683 | 2,683 |
| | | 22 | 630 | 2,683 | 16 | 0 | 630 | 630 | 2,683 | 2,683 | 0 | 0 | 0 | 0 | 0 | 0 | 630 | 630 | 2,683 | 2,683 |
| Tuburan | 1 | 53 | 255 | 807 | 7 | 0 | 255 | 0 | 804 | 0 | 0 | 0 | 0 | 0 | 0 | 0 | 255 | 0 | 804 | 0 |
| | | 53 | 255 | 807 | 7 | 0 | 255 | 0 | 804 | 0 | 0 | 0 | 0 | 0 | 0 | 0 | 255 | 0 | 804 | 0 |
| Tudela | 1 | 11 | 616 | 0 | 0 | 0 | 628 | 0 | 1,937 | 0 | 754 | 0 | 1,978 | 0 | 0 | 0 | 1,382 | 0 | 3,915 | 0 |
| | | 11 | 616 | 0 | 0 | 0 | 628 | 0 | 1,937 | 0 | 754 | 0 | 1,978 | 0 | 0 | 0 | 1,382 | 0 | 3,915 | 0 |

| REGION PROVINCE CITY/ MUNICIPALITY BARANGAY | | NO. OF AFFECTED | | | No. of ECs | | Inside Evacuation Centers | | | | Outside Evacuation Centers | | | | TOTAL SERVED (CURRENT) | | | |
|--|----|-----------------|----------|---------|------------|-----|---------------------------|-------|---------|--------|----------------------------|-----|---------|-----|------------------------|---------|----------|---------|
| | | Brgys. | Families | Persons | CUM | NOW | Families | | Persons | | Families | | Persons | | (Inside + Outside) | | | |
| | | | | | | | CUM | NOW | CUM | NOW | CUM | NOW | CUM | NOW | Families | Persons | Families | Persons |
| | | | | | | | CUM | NOW | CUM | NOW | CUM | NOW | CUM | NOW | CUM | NOW | CUM | NOW |
| NEGROS ORIENTAL | 25 | 492 | 108,130 | 378,886 | 186 | 30 | 23,481 | 3,863 | 94,019 | 16,985 | 195 | 0 | 859 | 0 | 23,676 | 3,863 | 94,878 | 16,985 |
| Amlan | 1 | 8 | 2,055 | 10,275 | 7 | 0 | 0 | 0 | 0 | 0 | 0 | 0 | 0 | 0 | 0 | 0 | 0 | 0 |
| | | 8 | 2,055 | 10,275 | 7 | 0 | 0 | 0 | 0 | 0 | 0 | 0 | 0 | 0 | 0 | 0 | 0 | 0 |
| Ayungon | 1 | 24 | 6,905 | 27,844 | 5 | 0 | 6,697 | 0 | 27,844 | 0 | 0 | 0 | 0 | 0 | 6,697 | 0 | 27,844 | 0 |
| | | 24 | 6,905 | 27,844 | 5 | 0 | 6,697 | 0 | 27,844 | 0 | 0 | 0 | 0 | 0 | 6,697 | 0 | 27,844 | 0 |
| Bacong | 1 | 22 | 750 | 2,858 | 1 | 0 | 1,326 | 0 | 5,738 | 0 | 0 | 0 | 0 | 0 | 1,326 | 0 | 5,738 | 0 |
| | | 22 | 750 | 2,858 | 1 | 0 | 1,326 | 0 | 5,738 | 0 | 0 | 0 | 0 | 0 | 1,326 | 0 | 5,738 | 0 |
| Bais City | 1 | 19 | 3,656 | 888 | 4 | 3 | 266 | 266 | 1,131 | 1,131 | 0 | 0 | 0 | 0 | 266 | 266 | 1,131 | 1,131 |
| | | 19 | 3,656 | 888 | 4 | 3 | 266 | 266 | 1,131 | 1,131 | 0 | 0 | 0 | 0 | 266 | 266 | 1,131 | 1,131 |
| Basay | 1 | 10 | 3,467 | 10,401 | 7 | 0 | 191 | 0 | 861 | 0 | 0 | 0 | 0 | 0 | 191 | 0 | 861 | 0 |
| | | 10 | 3,467 | 10,401 | 7 | 0 | 191 | 0 | 861 | 0 | 0 | 0 | 0 | 0 | 191 | 0 | 861 | 0 |
| Bayawan City | 1 | 22 | 5,756 | 727 | 22 | 0 | 825 | 0 | 3,752 | 0 | 0 | 0 | 0 | 0 | 825 | 0 | 3,752 | 0 |
| | | 22 | 5,756 | 727 | 22 | 0 | 825 | 0 | 3,752 | 0 | 0 | 0 | 0 | 0 | 825 | 0 | 3,752 | 0 |
| Bindoy (Payabon) | 1 | 22 | 12,679 | 38,037 | 4 | 3 | 2,097 | 111 | 5,319 | 215 | 0 | 0 | 0 | 0 | 2,097 | 111 | 5,319 | 215 |
| | | 22 | 12,679 | 38,037 | 4 | 3 | 2,097 | 111 | 5,319 | 215 | 0 | 0 | 0 | 0 | 2,097 | 111 | 5,319 | 215 |
| Canlaon City | 1 | 12 | 3,123 | 9,369 | 7 | 4 | 2,585 | 2,532 | 12,904 | 12,660 | 0 | 0 | 0 | 0 | 2,585 | 2,532 | 12,904 | 12,660 |
| | | 12 | 3,123 | 9,369 | 7 | 4 | 2,585 | 2,532 | 12,904 | 12,660 | 0 | 0 | 0 | 0 | 2,585 | 2,532 | 12,904 | 12,660 |
| Dauin | 1 | 21 | 67 | 0 | 1 | 0 | 184 | 184 | 920 | 920 | 183 | 0 | 787 | 0 | 367 | 184 | 1,707 | 920 |
| | | 21 | 67 | 0 | 1 | 0 | 184 | 184 | 920 | 920 | 183 | 0 | 787 | 0 | 367 | 184 | 1,707 | 920 |
| Dumaguete City | 1 | 24 | 416 | 4,797 | 17 | 0 | 889 | 110 | 2,594 | 0 | 0 | 0 | 0 | 0 | 889 | 110 | 2,594 | 0 |
| | | 24 | 416 | 4,797 | 17 | 0 | 889 | 110 | 2,594 | 0 | 0 | 0 | 0 | 0 | 889 | 110 | 2,594 | 0 |
| Guihulngan City | 1 | 16 | 8,402 | 42,010 | 43 | 3 | 1,592 | 110 | 5,618 | 490 | 0 | 0 | 0 | 0 | 1,592 | 110 | 5,618 | 490 |
| | | 16 | 8,402 | 42,010 | 43 | 3 | 1,592 | 110 | 5,618 | 490 | 0 | 0 | 0 | 0 | 1,592 | 110 | 5,618 | 490 |
| Jimalalud | 1 | 24 | 4,721 | 23,718 | 10 | 3 | 3,943 | 85 | 19,468 | 331 | 0 | 0 | 0 | 0 | 3,943 | 85 | 19,468 | 331 |
| | | 24 | 4,721 | 23,718 | 10 | 3 | 3,943 | 85 | 19,468 | 331 | 0 | 0 | 0 | 0 | 3,943 | 85 | 19,468 | 331 |
| La Libertad | 1 | 30 | 7,538 | 22,614 | 12 | 11 | 1,892 | 332 | 4,128 | 690 | 0 | 0 | 0 | 0 | 1,892 | 332 | 4,128 | 690 |
| | | 30 | 7,538 | 22,614 | 12 | 11 | 1,892 | 332 | 4,128 | 690 | 0 | 0 | 0 | 0 | 1,892 | 332 | 4,128 | 690 |
| Mabinay | 1 | 32 | 13,389 | 66,945 | 1 | 0 | 1 | 1 | 7 | 7 | 0 | 0 | 0 | 0 | 1 | 1 | 7 | 7 |
| | | 32 | 13,389 | 66,945 | 1 | 0 | 1 | 1 | 7 | 7 | 0 | 0 | 0 | 0 | 1 | 1 | 7 | 7 |
| Manjuyod | 1 | 27 | 10,151 | 34,561 | 12 | 3 | 294 | 26 | 915 | 98 | 0 | 0 | 0 | 0 | 294 | 26 | 915 | 98 |
| | | 27 | 10,151 | 34,561 | 12 | 3 | 294 | 26 | 915 | 98 | 0 | 0 | 0 | 0 | 294 | 26 | 915 | 98 |
| Pamplona | 1 | 16 | 5,021 | 15,080 | 2 | 0 | 12 | 0 | 77 | 0 | 0 | 0 | 0 | 0 | 12 | 0 | 77 | 0 |

| REGION PROVINCE CITY/ MUNICIPALITY BARANGAY | | NO. OF AFFECTED | | | No. of ECs | | Inside Evacuation Centers | | | | Outside Evacuation Centers | | | | TOTAL SERVED (CURRENT) | | | |
|--|----------|-----------------|------------|--------------|------------|----------|---------------------------|----------|--------------|----------|----------------------------|----------|-----------|----------|------------------------|----------|--------------|----------|
| | | Brgys. | Families | Persons | CUM | NOW | Families | | Persons | | Families | | Persons | | Families | | Persons | |
| | | | | | | | CUM | NOW | CUM | NOW | CUM | NOW | CUM | NOW | CUM | NOW | CUM | NOW |
| | | | | | | | (Inside + Outside) | | | | | | | | | | | |
| | | 16 | 5,021 | 15,080 | 2 | 0 | 12 | 0 | 77 | 0 | 0 | 0 | 0 | 0 | 12 | 0 | 77 | 0 |
| San Jose | 1 | 14 | 1,821 | 9,270 | 3 | 0 | 42 | 0 | 187 | 0 | 6 | 0 | 36 | 0 | 48 | 0 | 223 | 0 |
| | | 14 | 1,821 | 9,270 | 3 | 0 | 42 | 0 | 187 | 0 | 6 | 0 | 36 | 0 | 48 | 0 | 223 | 0 |
| Santa Catalina | 1 | 22 | 2,082 | 10,895 | 6 | 0 | 316 | 0 | 1,215 | 0 | 6 | 0 | 36 | 0 | 322 | 0 | 1,251 | 0 |
| | | 22 | 2,082 | 10,895 | 6 | 0 | 316 | 0 | 1,215 | 0 | 6 | 0 | 36 | 0 | 322 | 0 | 1,251 | 0 |
| Siaton | 1 | 26 | 2,593 | 7,779 | 3 | 0 | 0 | 0 | 0 | 0 | 0 | 0 | 0 | 0 | 0 | 0 | 0 | 0 |
| | | 26 | 2,593 | 7,779 | 3 | 0 | 0 | 0 | 0 | 0 | 0 | 0 | 0 | 0 | 0 | 0 | 0 | 0 |
| Sibulan | 1 | 15 | 1,271 | 3,813 | 8 | 0 | 172 | 0 | 661 | 0 | 0 | 0 | 0 | 0 | 172 | 0 | 661 | 0 |
| | | 15 | 1,271 | 3,813 | 8 | 0 | 172 | 0 | 661 | 0 | 0 | 0 | 0 | 0 | 172 | 0 | 661 | 0 |
| Tanjay City | 1 | 20 | 2,420 | 7,260 | 1 | 0 | 0 | 0 | 0 | 0 | 0 | 0 | 0 | 0 | 0 | 0 | 0 | 0 |
| | | 20 | 2,420 | 7,260 | 1 | 0 | 0 | 0 | 0 | 0 | 0 | 0 | 0 | 0 | 0 | 0 | 0 | 0 |
| Tayasan | 1 | 18 | 4,471 | 13,413 | 2 | 0 | 133 | 106 | 566 | 443 | 0 | 0 | 0 | 0 | 133 | 106 | 566 | 443 |
| | | 18 | 4,471 | 13,413 | 2 | 0 | 133 | 106 | 566 | 443 | 0 | 0 | 0 | 0 | 133 | 106 | 566 | 443 |
| Valencia (Luzurriaga) | 1 | 24 | 356 | 1,068 | 7 | 0 | 24 | 0 | 114 | 0 | 0 | 0 | 0 | 0 | 24 | 0 | 114 | 0 |
| | | 24 | 356 | 1,068 | 7 | 0 | 24 | 0 | 114 | 0 | 0 | 0 | 0 | 0 | 24 | 0 | 114 | 0 |
| Vallehermoso | 1 | 15 | 4,623 | 13,869 | 0 | 0 | 0 | 0 | 0 | 0 | 0 | 0 | 0 | 0 | 0 | 0 | 0 | 0 |
| | | 15 | 4,623 | 13,869 | 0 | 0 | 0 | 0 | 0 | 0 | 0 | 0 | 0 | 0 | 0 | 0 | 0 | 0 |
| Zamboanguita | 1 | 9 | 397 | 1,395 | 1 | 0 | 0 | 0 | 0 | 0 | 0 | 0 | 0 | 0 | 0 | 0 | 0 | 0 |
| | | 9 | 397 | 1,395 | 1 | 0 | 0 | 0 | 0 | 0 | 0 | 0 | 0 | 0 | 0 | 0 | 0 | 0 |
| SIQUIJOR | 6 | 15 | 620 | 2,204 | 9 | 0 | 602 | 0 | 2,190 | 0 | 4 | 0 | 14 | 0 | 606 | 0 | 2,204 | 0 |
| Enrique Villanueva | 1 | 6 | 202 | 710 | 3 | 0 | 202 | 0 | 710 | 0 | 0 | 0 | 0 | 0 | 202 | 0 | 710 | 0 |
| | | 6 | 202 | 710 | 3 | 0 | 202 | 0 | 710 | 0 | 0 | 0 | 0 | 0 | 202 | 0 | 710 | 0 |
| Larena | 1 | 2 | 98 | 318 | 2 | 0 | 98 | 0 | 318 | 0 | 0 | 0 | 0 | 0 | 98 | 0 | 318 | 0 |
| | | 2 | 98 | 318 | 2 | 0 | 98 | 0 | 318 | 0 | 0 | 0 | 0 | 0 | 98 | 0 | 318 | 0 |
| Lazi | 1 | 3 | 132 | 502 | 0 | 0 | 114 | 0 | 488 | 0 | 4 | 0 | 14 | 0 | 118 | 0 | 502 | 0 |
| | | 3 | 132 | 502 | 0 | 0 | 114 | 0 | 488 | 0 | 4 | 0 | 14 | 0 | 118 | 0 | 502 | 0 |
| Maria | 1 | 0 | 54 | 90 | 0 | 0 | 54 | 0 | 90 | 0 | 0 | 0 | 0 | 0 | 54 | 0 | 90 | 0 |
| | | 0 | 54 | 90 | 0 | 0 | 54 | 0 | 90 | 0 | 0 | 0 | 0 | 0 | 54 | 0 | 90 | 0 |
| San Juan | 1 | 0 | 57 | 364 | 0 | 0 | 57 | 0 | 364 | 0 | 0 | 0 | 0 | 0 | 57 | 0 | 364 | 0 |
| | | 0 | 57 | 364 | 0 | 0 | 57 | 0 | 364 | 0 | 0 | 0 | 0 | 0 | 57 | 0 | 364 | 0 |
| Siquijor | 1 | 4 | 77 | 220 | 4 | 0 | 77 | 0 | 220 | 0 | 0 | 0 | 0 | 0 | 77 | 0 | 220 | 0 |
| | | 4 | 77 | 220 | 4 | 0 | 77 | 0 | 220 | 0 | 0 | 0 | 0 | 0 | 77 | 0 | 220 | 0 |

| REGION PROVINCE CITY/ MUNICIPALITY BARANGAY | | NO. OF AFFECTED | | | No. of ECs | | Inside Evacuation Centers | | | | Outside Evacuation Centers | | | | TOTAL SERVED (CURRENT) | | | |
|--|----|-----------------|----------|-----------|------------|-----|---------------------------|--------|---------|--------|----------------------------|-------|---------|--------|------------------------|--------|---------|--------|
| | | Brgys. | Families | Persons | CUM | NOW | Families | | Persons | | Families | | Persons | | Families | | Persons | |
| | | | | | | | CUM | NOW | CUM | NOW | CUM | NOW | CUM | NOW | CUM | NOW | CUM | NOW |
| | | | | | | | (Inside + Outside) | | | | | | | | | | | |
| REGION 8 | 64 | 1,335 | 292,032 | 1,113,411 | 815 | 425 | 36,986 | 15,961 | 119,742 | 50,382 | 6,415 | 3,384 | 21,780 | 11,554 | 43,401 | 19,345 | 141,522 | 61,936 |
| SAMAR | 3 | 16 | 2,667 | 10,027 | 0 | 0 | 0 | 0 | 0 | 0 | 0 | 0 | 0 | 0 | 0 | 0 | 0 | 0 |
| San Jorge | 1 | 1 | 124 | 509 | 0 | 0 | 0 | 0 | 0 | 0 | 0 | 0 | 0 | 0 | 0 | 0 | 0 | 0 |
| | | 1 | 124 | 509 | 0 | 0 | 0 | 0 | 0 | 0 | 0 | 0 | 0 | 0 | 0 | 0 | 0 | 0 |
| Santo Niño | 1 | 1 | 29 | 110 | 0 | 0 | 0 | 0 | 0 | 0 | 0 | 0 | 0 | 0 | 0 | 0 | 0 | 0 |
| | | 1 | 29 | 110 | 0 | 0 | 0 | 0 | 0 | 0 | 0 | 0 | 0 | 0 | 0 | 0 | 0 | 0 |
| Tagapul-an | 1 | 14 | 2,514 | 9,408 | 0 | 0 | 0 | 0 | 0 | 0 | 0 | 0 | 0 | 0 | 0 | 0 | 0 | 0 |
| | | 14 | 2,514 | 9,408 | 0 | 0 | 0 | 0 | 0 | 0 | 0 | 0 | 0 | 0 | 0 | 0 | 0 | 0 |
| EASTERN SAMAR | 23 | 232 | 48,168 | 177,153 | 4 | 0 | 469 | 0 | 2,345 | 0 | 0 | 0 | 0 | 0 | 469 | 0 | 2,345 | 0 |
| Arteche | 1 | 20 | 4,614 | 17,294 | 0 | 0 | 0 | 0 | 0 | 0 | 0 | 0 | 0 | 0 | 0 | 0 | 0 | 0 |
| | | 20 | 4,614 | 17,294 | 0 | 0 | 0 | 0 | 0 | 0 | 0 | 0 | 0 | 0 | 0 | 0 | 0 | 0 |
| Balangiga | 1 | 13 | 4,336 | 15,921 | 0 | 0 | 0 | 0 | 0 | 0 | 0 | 0 | 0 | 0 | 0 | 0 | 0 | 0 |
| | | 13 | 4,336 | 15,921 | 0 | 0 | 0 | 0 | 0 | 0 | 0 | 0 | 0 | 0 | 0 | 0 | 0 | 0 |
| Balangkayan | 1 | 14 | 607 | 2,239 | 0 | 0 | 0 | 0 | 0 | 0 | 0 | 0 | 0 | 0 | 0 | 0 | 0 | 0 |
| | | 14 | 607 | 2,239 | 0 | 0 | 0 | 0 | 0 | 0 | 0 | 0 | 0 | 0 | 0 | 0 | 0 | 0 |
| Borongan | 1 | 4 | 1,276 | 4,782 | 0 | 0 | 0 | 0 | 0 | 0 | 0 | 0 | 0 | 0 | 0 | 0 | 0 | 0 |
| | | 4 | 1,276 | 4,782 | 0 | 0 | 0 | 0 | 0 | 0 | 0 | 0 | 0 | 0 | 0 | 0 | 0 | 0 |
| Can-avid | 1 | 10 | 329 | 1,645 | 0 | 0 | 0 | 0 | 0 | 0 | 0 | 0 | 0 | 0 | 0 | 0 | 0 | 0 |
| | | 10 | 329 | 1,645 | 0 | 0 | 0 | 0 | 0 | 0 | 0 | 0 | 0 | 0 | 0 | 0 | 0 | 0 |
| Dolores | 1 | 1 | 443 | 2,215 | 1 | 0 | 443 | 0 | 2,215 | 0 | 0 | 0 | 0 | 0 | 443 | 0 | 2,215 | 0 |
| | | 1 | 443 | 2,215 | 1 | 0 | 443 | 0 | 2,215 | 0 | 0 | 0 | 0 | 0 | 443 | 0 | 2,215 | 0 |
| General MacArthur | 1 | 16 | 1,295 | 4,587 | 0 | 0 | 0 | 0 | 0 | 0 | 0 | 0 | 0 | 0 | 0 | 0 | 0 | 0 |
| | | 16 | 1,295 | 4,587 | 0 | 0 | 0 | 0 | 0 | 0 | 0 | 0 | 0 | 0 | 0 | 0 | 0 | 0 |
| Giporlos | 1 | 18 | 3,569 | 11,402 | 1 | 0 | 1 | 0 | 5 | 0 | 0 | 0 | 0 | 0 | 1 | 0 | 5 | 0 |
| | | 18 | 3,569 | 11,402 | 1 | 0 | 1 | 0 | 5 | 0 | 0 | 0 | 0 | 0 | 1 | 0 | 5 | 0 |
| Guiuan | 1 | 36 | 5,489 | 17,488 | 0 | 0 | 0 | 0 | 0 | 0 | 0 | 0 | 0 | 0 | 0 | 0 | 0 | 0 |
| | | 36 | 5,489 | 17,488 | 0 | 0 | 0 | 0 | 0 | 0 | 0 | 0 | 0 | 0 | 0 | 0 | 0 | 0 |
| Hernani | 1 | 11 | 2,707 | 9,640 | 1 | 0 | 21 | 0 | 105 | 0 | 0 | 0 | 0 | 0 | 21 | 0 | 105 | 0 |
| | | 11 | 2,707 | 9,640 | 1 | 0 | 21 | 0 | 105 | 0 | 0 | 0 | 0 | 0 | 21 | 0 | 105 | 0 |
| Jipapad | 1 | 4 | 51 | 216 | 0 | 0 | 0 | 0 | 0 | 0 | 0 | 0 | 0 | 0 | 0 | 0 | 0 | 0 |
| | | 4 | 51 | 216 | 0 | 0 | 0 | 0 | 0 | 0 | 0 | 0 | 0 | 0 | 0 | 0 | 0 | 0 |
| Lawaan | 1 | 15 | 1,689 | 5,426 | 0 | 0 | 0 | 0 | 0 | 0 | 0 | 0 | 0 | 0 | 0 | 0 | 0 | 0 |

| REGION PROVINCE CITY/ MUNICIPALITY BARANGAY | | NO. OF AFFECTED | | | No. of ECs | | Inside Evacuation Centers | | | | Outside Evacuation Centers | | | | TOTAL SERVED (CURRENT) | | | |
|--|-----------|-----------------|----------------|----------------|------------|-----------|---------------------------|--------------|---------------|-----------|----------------------------|----------|--------------|-----------|------------------------|--------------|---------------|------------|
| | | Brgys. | Families | Persons | CUM | NOW | Families | | Persons | | Families | | Persons | | Families | | Persons | |
| | | | | | | | CUM | NOW | CUM | NOW | CUM | NOW | CUM | NOW | CUM | NOW | CUM | NOW |
| | | | | | | | (Inside + Outside) | | | | | | | | | | | |
| | | 15 | 1,689 | 5,426 | 0 | 0 | 0 | 0 | 0 | 0 | 0 | 0 | 0 | 0 | 0 | 0 | 0 | 0 |
| Llorente | 1 | 1 | 367 | 1,445 | 0 | 0 | 0 | 0 | 0 | 0 | 0 | 0 | 0 | 0 | 0 | 0 | 0 | 0 |
| | | 1 | 367 | 1,445 | 0 | 0 | 0 | 0 | 0 | 0 | 0 | 0 | 0 | 0 | 0 | 0 | 0 | 0 |
| Maslog | 1 | 12 | 1,572 | 7,870 | 0 | 0 | 0 | 0 | 0 | 0 | 0 | 0 | 0 | 0 | 0 | 0 | 0 | 0 |
| | | 12 | 1,572 | 7,870 | 0 | 0 | 0 | 0 | 0 | 0 | 0 | 0 | 0 | 0 | 0 | 0 | 0 | 0 |
| Maydolong | 1 | 1 | 1,214 | 4,054 | 0 | 0 | 0 | 0 | 0 | 0 | 0 | 0 | 0 | 0 | 0 | 0 | 0 | 0 |
| | | 1 | 1,214 | 4,054 | 0 | 0 | 0 | 0 | 0 | 0 | 0 | 0 | 0 | 0 | 0 | 0 | 0 | 0 |
| Mercedes | 1 | 1 | 1,725 | 3,648 | 0 | 0 | 0 | 0 | 0 | 0 | 0 | 0 | 0 | 0 | 0 | 0 | 0 | 0 |
| | | 1 | 1,725 | 3,648 | 0 | 0 | 0 | 0 | 0 | 0 | 0 | 0 | 0 | 0 | 0 | 0 | 0 | 0 |
| Oras | 1 | 23 | 681 | 2,897 | 0 | 0 | 0 | 0 | 0 | 0 | 0 | 0 | 0 | 0 | 0 | 0 | 0 | 0 |
| | | 23 | 681 | 2,897 | 0 | 0 | 0 | 0 | 0 | 0 | 0 | 0 | 0 | 0 | 0 | 0 | 0 | 0 |
| Quinapondan | 1 | 1 | 1,905 | 8,950 | 0 | 0 | 0 | 0 | 0 | 0 | 0 | 0 | 0 | 0 | 0 | 0 | 0 | 0 |
| | | 1 | 1,905 | 8,950 | 0 | 0 | 0 | 0 | 0 | 0 | 0 | 0 | 0 | 0 | 0 | 0 | 0 | 0 |
| Salcedo | 1 | 1 | 3,635 | 12,066 | 0 | 0 | 0 | 0 | 0 | 0 | 0 | 0 | 0 | 0 | 0 | 0 | 0 | 0 |
| | | 1 | 3,635 | 12,066 | 0 | 0 | 0 | 0 | 0 | 0 | 0 | 0 | 0 | 0 | 0 | 0 | 0 | 0 |
| San Julian | 1 | 16 | 4,255 | 21,275 | 0 | 0 | 0 | 0 | 0 | 0 | 0 | 0 | 0 | 0 | 0 | 0 | 0 | 0 |
| | | 16 | 4,255 | 21,275 | 0 | 0 | 0 | 0 | 0 | 0 | 0 | 0 | 0 | 0 | 0 | 0 | 0 | 0 |
| San Policarpo | 1 | 1 | 4,565 | 17,290 | 0 | 0 | 0 | 0 | 0 | 0 | 0 | 0 | 0 | 0 | 0 | 0 | 0 | 0 |
| | | 1 | 4,565 | 17,290 | 0 | 0 | 0 | 0 | 0 | 0 | 0 | 0 | 0 | 0 | 0 | 0 | 0 | 0 |
| Sulat | 1 | 12 | 1,631 | 3,889 | 1 | 0 | 4 | 0 | 20 | 0 | 0 | 0 | 0 | 0 | 4 | 0 | 20 | 0 |
| | | 12 | 1,631 | 3,889 | 1 | 0 | 4 | 0 | 20 | 0 | 0 | 0 | 0 | 0 | 4 | 0 | 20 | 0 |
| Taft | 1 | 1 | 213 | 914 | 0 | 0 | 0 | 0 | 0 | 0 | 0 | 0 | 0 | 0 | 0 | 0 | 0 | 0 |
| | | 1 | 213 | 914 | 0 | 0 | 0 | 0 | 0 | 0 | 0 | 0 | 0 | 0 | 0 | 0 | 0 | 0 |
| LEYTE | 19 | 620 | 144,560 | 553,348 | 151 | 24 | 7,744 | 1,157 | 17,539 | 82 | 561 | 8 | 1,893 | 39 | 8,305 | 1,165 | 19,432 | 121 |
| Alangalang | 1 | 39 | 5,371 | 21,859 | 0 | 0 | 0 | 0 | 0 | 0 | 0 | 0 | 0 | 0 | 0 | 0 | 0 | 0 |
| | | 39 | 5,371 | 21,859 | 0 | 0 | 0 | 0 | 0 | 0 | 0 | 0 | 0 | 0 | 0 | 0 | 0 | 0 |
| Palo | 1 | 1 | 368 | 1,840 | 0 | 0 | 0 | 0 | 0 | 0 | 0 | 0 | 0 | 0 | 0 | 0 | 0 | 0 |
| | | 1 | 368 | 1,840 | 0 | 0 | 0 | 0 | 0 | 0 | 0 | 0 | 0 | 0 | 0 | 0 | 0 | 0 |
| Santa Fe | 1 | 20 | 1,776 | 6,722 | 0 | 0 | 0 | 0 | 0 | 0 | 0 | 0 | 0 | 0 | 0 | 0 | 0 | 0 |
| | | 20 | 1,776 | 6,722 | 0 | 0 | 0 | 0 | 0 | 0 | 0 | 0 | 0 | 0 | 0 | 0 | 0 | 0 |
| Tacloban | 1 | 107 | 4,345 | 19,592 | 0 | 0 | 0 | 0 | 0 | 0 | 0 | 0 | 0 | 0 | 0 | 0 | 0 | 0 |
| | | 107 | 4,345 | 19,592 | 0 | 0 | 0 | 0 | 0 | 0 | 0 | 0 | 0 | 0 | 0 | 0 | 0 | 0 |

| REGION PROVINCE CITY/ MUNICIPALITY BARANGAY | | NO. OF AFFECTED | | | No. of ECs | | Inside Evacuation Centers | | | | Outside Evacuation Centers | | | | TOTAL SERVED (CURRENT) | | | |
|--|-----------|-----------------|---------------|----------------|------------|------------|---------------------------|---------------|---------------|---------------|----------------------------|--------------|---------------|---------------|------------------------|---------------|----------------|---------------|
| | | Brgys. | Families | Persons | CUM | NOW | Families | | Persons | | Families | | Persons | | Families | | Persons | |
| | | | | | | | CUM | NOW | CUM | NOW | CUM | NOW | CUM | NOW | CUM | NOW | CUM | NOW |
| | | | | | | | (Inside + Outside) | | | | | | | | | | | |
| Tanauan | 1 | 45 | 6,991 | 22,268 | 0 | 0 | 0 | 0 | 0 | 0 | 0 | 0 | 0 | 0 | 0 | 0 | 0 | 0 |
| | | 45 | 6,991 | 22,268 | 0 | 0 | 0 | 0 | 0 | 0 | 0 | 0 | 0 | 0 | 0 | 0 | 0 | 0 |
| Dulag | 1 | 45 | 11,024 | 41,017 | 118 | 0 | 3,723 | 0 | 8,817 | 0 | 553 | 0 | 1,854 | 0 | 4,276 | 0 | 10,671 | 0 |
| | | 45 | 11,024 | 41,017 | 118 | 0 | 3,723 | 0 | 8,817 | 0 | 553 | 0 | 1,854 | 0 | 4,276 | 0 | 10,671 | 0 |
| MacArthur | 1 | 1 | 2,807 | 9,409 | 0 | 0 | 0 | 0 | 0 | 0 | 0 | 0 | 0 | 0 | 0 | 0 | 0 | 0 |
| | | 1 | 2,807 | 9,409 | 0 | 0 | 0 | 0 | 0 | 0 | 0 | 0 | 0 | 0 | 0 | 0 | 0 | 0 |
| Mayorga | 1 | 16 | 1,775 | 8,875 | 0 | 0 | 0 | 0 | 0 | 0 | 0 | 0 | 0 | 0 | 0 | 0 | 0 | 0 |
| | | 16 | 1,775 | 8,875 | 0 | 0 | 0 | 0 | 0 | 0 | 0 | 0 | 0 | 0 | 0 | 0 | 0 | 0 |
| Leyte | 1 | 1 | 176 | 880 | 0 | 0 | 0 | 0 | 0 | 0 | 0 | 0 | 0 | 0 | 0 | 0 | 0 | 0 |
| | | 1 | 176 | 880 | 0 | 0 | 0 | 0 | 0 | 0 | 0 | 0 | 0 | 0 | 0 | 0 | 0 | 0 |
| Ormoc | 1 | 11 | 427 | 2,135 | 0 | 0 | 0 | 0 | 0 | 0 | 0 | 0 | 0 | 0 | 0 | 0 | 0 | 0 |
| | | 11 | 427 | 2,135 | 0 | 0 | 0 | 0 | 0 | 0 | 0 | 0 | 0 | 0 | 0 | 0 | 0 | 0 |
| Abuyog | 1 | 56 | 11,295 | 52,079 | 1 | 0 | 931 | 0 | 2,560 | 0 | 0 | 0 | 0 | 0 | 931 | 0 | 2,560 | 0 |
| | | 56 | 11,295 | 52,079 | 1 | 0 | 931 | 0 | 2,560 | 0 | 0 | 0 | 0 | 0 | 931 | 0 | 2,560 | 0 |
| Bato | 1 | 9 | 10,410 | 48,612 | 8 | 0 | 1,933 | 0 | 6,080 | 0 | 0 | 0 | 0 | 0 | 1,933 | 0 | 6,080 | 0 |
| | | 9 | 10,410 | 48,612 | 8 | 0 | 1,933 | 0 | 6,080 | 0 | 0 | 0 | 0 | 0 | 1,933 | 0 | 6,080 | 0 |
| Baybay | 1 | 92 | 33,387 | 125,457 | 0 | 0 | 0 | 0 | 0 | 0 | 0 | 0 | 0 | 0 | 0 | 0 | 0 | 0 |
| | | 92 | 33,387 | 125,457 | 0 | 0 | 0 | 0 | 0 | 0 | 0 | 0 | 0 | 0 | 0 | 0 | 0 | 0 |
| Hilongos | 1 | 51 | 19,133 | 61,482 | 0 | 0 | 0 | 0 | 0 | 0 | 0 | 0 | 0 | 0 | 0 | 0 | 0 | 0 |
| | | 51 | 19,133 | 61,482 | 0 | 0 | 0 | 0 | 0 | 0 | 0 | 0 | 0 | 0 | 0 | 0 | 0 | 0 |
| Hindang | 1 | 20 | 4,973 | 13,658 | 0 | 0 | 0 | 0 | 0 | 0 | 0 | 0 | 0 | 0 | 0 | 0 | 0 | 0 |
| | | 20 | 4,973 | 13,658 | 0 | 0 | 0 | 0 | 0 | 0 | 0 | 0 | 0 | 0 | 0 | 0 | 0 | 0 |
| Inopacan | 1 | 20 | 6,220 | 24,880 | 16 | 16 | 1,137 | 1,137 | 0 | 0 | 0 | 0 | 0 | 0 | 1,137 | 1,137 | 0 | 0 |
| | | 20 | 6,220 | 24,880 | 16 | 16 | 1,137 | 1,137 | 0 | 0 | 0 | 0 | 0 | 0 | 1,137 | 1,137 | 0 | 0 |
| Javier (Bugho) | 1 | 28 | 7,968 | 28,304 | 0 | 0 | 0 | 0 | 0 | 0 | 0 | 0 | 0 | 0 | 0 | 0 | 0 | 0 |
| | | 28 | 7,968 | 28,304 | 0 | 0 | 0 | 0 | 0 | 0 | 0 | 0 | 0 | 0 | 0 | 0 | 0 | 0 |
| Mahaplag | 1 | 28 | 5,307 | 26,535 | 0 | 0 | 0 | 0 | 0 | 0 | 0 | 0 | 0 | 0 | 0 | 0 | 0 | 0 |
| | | 28 | 5,307 | 26,535 | 0 | 0 | 0 | 0 | 0 | 0 | 0 | 0 | 0 | 0 | 0 | 0 | 0 | 0 |
| Matalom | 1 | 30 | 10,807 | 37,744 | 8 | 8 | 20 | 20 | 82 | 82 | 8 | 8 | 39 | 39 | 28 | 28 | 121 | 121 |
| | | 30 | 10,807 | 37,744 | 8 | 8 | 20 | 20 | 82 | 82 | 8 | 8 | 39 | 39 | 28 | 28 | 121 | 121 |
| SOUTHERN LEYTE | 19 | 467 | 96,637 | 372,883 | 660 | 401 | 28,773 | 14,804 | 99,858 | 50,300 | 5,854 | 3,376 | 19,887 | 11,515 | 34,627 | 18,180 | 119,745 | 61,815 |
| Anahawan | 1 | 14 | 2,322 | 8,575 | 13 | 13 | 568 | 568 | 2,056 | 2,056 | 0 | 0 | 0 | 0 | 568 | 568 | 2,056 | 2,056 |

| REGION PROVINCE CITY/ MUNICIPALITY BARANGAY | | NO. OF AFFECTED | | | No. of ECs | | Inside Evacuation Centers | | | | Outside Evacuation Centers | | | | TOTAL SERVED (CURRENT) | | | |
|--|---|-----------------|----------|---------|------------|-----|---------------------------|-------|---------|--------|----------------------------|-----|---------|-------|------------------------|-------|---------|--------|
| | | | | | | | (Inside + Outside) | | | | | | | | | | | |
| | | Brgys. | Families | Persons | CUM | NOW | Families | | Persons | | Families | | Persons | | Families | | Persons | |
| | | | | | | | CUM | NOW | CUM | NOW | CUM | NOW | CUM | NOW | CUM | NOW | CUM | NOW |
| | | 14 | 2,322 | 8,575 | 13 | 13 | 568 | 568 | 2,056 | 2,056 | 0 | 0 | 0 | 0 | 568 | 568 | 2,056 | 2,056 |
| Bontoc | 1 | 35 | 6,599 | 24,351 | 130 | 33 | 3,633 | 1,455 | 14,447 | 5,735 | 33 | 33 | 140 | 140 | 3,666 | 1,488 | 14,587 | 5,875 |
| | | 35 | 6,599 | 24,351 | 130 | 33 | 3,633 | 1,455 | 14,447 | 5,735 | 33 | 33 | 140 | 140 | 3,666 | 1,488 | 14,587 | 5,875 |
| Hinunangan | 1 | 40 | 3,708 | 12,967 | 20 | 20 | 442 | 442 | 1,467 | 1,467 | 9 | 9 | 34 | 34 | 451 | 451 | 1,501 | 1,501 |
| | | 40 | 3,708 | 12,967 | 20 | 20 | 442 | 442 | 1,467 | 1,467 | 9 | 9 | 34 | 34 | 451 | 451 | 1,501 | 1,501 |
| Hinundayan | 1 | 17 | 3,727 | 13,588 | 14 | 14 | 169 | 169 | 575 | 575 | 3 | 3 | 17 | 17 | 172 | 172 | 592 | 592 |
| | | 17 | 3,727 | 13,588 | 14 | 14 | 169 | 169 | 575 | 575 | 3 | 3 | 17 | 17 | 172 | 172 | 592 | 592 |
| Libagon | 1 | 14 | 4,603 | 15,971 | 19 | 19 | 877 | 877 | 1,484 | 1,484 | 285 | 285 | 127 | 127 | 1,162 | 1,162 | 1,611 | 1,611 |
| | | 14 | 4,603 | 15,971 | 19 | 19 | 877 | 877 | 1,484 | 1,484 | 285 | 285 | 127 | 127 | 1,162 | 1,162 | 1,611 | 1,611 |
| Liloan | 1 | 24 | 6,130 | 19,641 | 12 | 0 | 835 | 35 | 2,509 | 179 | 368 | 368 | 787 | 787 | 1,203 | 403 | 3,296 | 966 |
| | | 24 | 6,130 | 19,641 | 12 | 0 | 835 | 35 | 2,509 | 179 | 368 | 368 | 787 | 787 | 1,203 | 403 | 3,296 | 966 |
| Limasawa | 1 | 6 | 1,843 | 6,430 | 15 | 15 | 279 | 244 | 757 | 624 | 703 | 686 | 2,639 | 2,505 | 982 | 930 | 3,396 | 3,129 |
| | | 6 | 1,843 | 6,430 | 15 | 15 | 279 | 244 | 757 | 624 | 703 | 686 | 2,639 | 2,505 | 982 | 930 | 3,396 | 3,129 |
| Maasin | 1 | 42 | 3,988 | 14,724 | 159 | 54 | 3,241 | 261 | 7,538 | 770 | 739 | 13 | 2,340 | 36 | 3,980 | 274 | 9,878 | 806 |
| | | 42 | 3,988 | 14,724 | 159 | 54 | 3,241 | 261 | 7,538 | 770 | 739 | 13 | 2,340 | 36 | 3,980 | 274 | 9,878 | 806 |
| Macrohon | 1 | 30 | 8,100 | 40,500 | 33 | 33 | 1,818 | 1,818 | 6,788 | 43 | 0 | 0 | 0 | 0 | 1,818 | 1,818 | 6,788 | 43 |
| | | 30 | 8,100 | 40,500 | 33 | 33 | 1,818 | 1,818 | 6,788 | 43 | 0 | 0 | 0 | 0 | 1,818 | 1,818 | 6,788 | 43 |
| Malitbog | 1 | 37 | 5,699 | 15,183 | 27 | 27 | 692 | 30 | 2,596 | 0 | 790 | 0 | 2,777 | 0 | 1,482 | 30 | 5,373 | 0 |
| | | 37 | 5,699 | 15,183 | 27 | 27 | 692 | 30 | 2,596 | 0 | 790 | 0 | 2,777 | 0 | 1,482 | 30 | 5,373 | 0 |
| Padre Burgos | 1 | 11 | 3,696 | 11,395 | 1 | 1 | 1,067 | 583 | 3,872 | 2,915 | 0 | 0 | 0 | 0 | 1,067 | 583 | 3,872 | 2,915 |
| | | 11 | 3,696 | 11,395 | 1 | 1 | 1,067 | 583 | 3,872 | 2,915 | 0 | 0 | 0 | 0 | 1,067 | 583 | 3,872 | 2,915 |
| Pintuyan | 1 | 23 | 2,999 | 13,822 | 1 | 1 | 238 | 238 | 877 | 877 | 0 | 0 | 0 | 0 | 238 | 238 | 877 | 877 |
| | | 23 | 2,999 | 13,822 | 1 | 1 | 238 | 238 | 877 | 877 | 0 | 0 | 0 | 0 | 238 | 238 | 877 | 877 |
| Saint Bernard | 1 | 30 | 7,485 | 37,425 | 31 | 31 | 3,326 | 3,326 | 13,464 | 13,464 | 0 | 0 | 0 | 0 | 3,326 | 3,326 | 13,464 | 13,464 |
| | | 30 | 7,485 | 37,425 | 31 | 31 | 3,326 | 3,326 | 13,464 | 13,464 | 0 | 0 | 0 | 0 | 3,326 | 3,326 | 13,464 | 13,464 |
| San Francisco | 1 | 22 | 5,000 | 14,600 | 20 | 20 | 346 | 346 | 1,091 | 1,091 | 594 | 594 | 3,342 | 3,342 | 940 | 940 | 4,433 | 4,433 |
| | | 22 | 5,000 | 14,600 | 20 | 20 | 346 | 346 | 1,091 | 1,091 | 594 | 594 | 3,342 | 3,342 | 940 | 940 | 4,433 | 4,433 |
| San Juan (Cabalian) | 1 | 18 | 4,887 | 15,203 | 35 | 35 | 430 | 430 | 1,541 | 1,541 | 193 | 193 | 741 | 741 | 623 | 623 | 2,282 | 2,282 |
| | | 18 | 4,887 | 15,203 | 35 | 35 | 430 | 430 | 1,541 | 1,541 | 193 | 193 | 741 | 741 | 623 | 623 | 2,282 | 2,282 |
| San Ricardo | 1 | 15 | 2,993 | 10,794 | 7 | 7 | 98 | 98 | 411 | 411 | 144 | 144 | 641 | 641 | 242 | 242 | 1,052 | 1,052 |
| | | 15 | 2,993 | 10,794 | 7 | 7 | 98 | 98 | 411 | 411 | 144 | 144 | 641 | 641 | 242 | 242 | 1,052 | 1,052 |
| Silago | 1 | 15 | 2,733 | 8,049 | 36 | 0 | 1,406 | 0 | 4,752 | 0 | 945 | 0 | 3,157 | 0 | 2,351 | 0 | 7,909 | 0 |

| REGION PROVINCE CITY/ MUNICIPALITY BARANGAY | | NO. OF AFFECTED | | | No. of ECs | | Inside Evacuation Centers | | | | Outside Evacuation Centers | | | | TOTAL SERVED (CURRENT) | | | |
|--|-----------|-----------------|------------|--------------|------------|----------|---------------------------|----------|------------|----------|----------------------------|----------|----------|----------|------------------------|----------|------------|----------|
| | | Brgys. | Families | Persons | CUM | NOW | Families | | Persons | | Families | | Persons | | (Inside + Outside) | | | |
| | | | | | | | CUM | NOW | CUM | NOW | CUM | NOW | CUM | NOW | CUM | NOW | CUM | NOW |
| | | | | | | | | | | | | | | | | | | |
| | | 15 | 2,733 | 8,049 | 36 | 0 | 1,406 | 0 | 4,752 | 0 | 945 | 0 | 3,157 | 0 | 2,351 | 0 | 7,909 | 0 |
| Sogod | 1 | 45 | 14,537 | 72,685 | 53 | 53 | 3,696 | 3,696 | 16,395 | 16,335 | 849 | 849 | 2,481 | 2,481 | 4,545 | 4,545 | 18,876 | 18,816 |
| | | 45 | 14,537 | 72,685 | 53 | 53 | 3,696 | 3,696 | 16,395 | 16,335 | 849 | 849 | 2,481 | 2,481 | 4,545 | 4,545 | 18,876 | 18,816 |
| Tomas Oppus | 1 | 29 | 5,588 | 16,980 | 34 | 25 | 5,612 | 188 | 17,238 | 733 | 199 | 199 | 664 | 664 | 5,811 | 387 | 17,902 | 1,397 |
| | | 29 | 5,588 | 16,980 | 34 | 25 | 5,612 | 188 | 17,238 | 733 | 199 | 199 | 664 | 664 | 5,811 | 387 | 17,902 | 1,397 |
| REGION 9 | 21 | 0 | 778 | 1,610 | 0 | 0 | 189 | 0 | 845 | 0 | 0 | 0 | 0 | 0 | 189 | 0 | 845 | 0 |
| ZAMBOANGA DEL NORTE | 18 | 0 | 535 | 495 | 0 | 0 | 99 | 0 | 495 | 0 | 0 | 0 | 0 | 0 | 99 | 0 | 495 | 0 |
| Dipolog | 6 | 0 | 99 | 495 | 0 | 0 | 99 | 0 | 495 | 0 | 0 | 0 | 0 | 0 | 99 | 0 | 495 | 0 |
| Barra | | 0 | 20 | 100 | 0 | 0 | 20 | 0 | 100 | 0 | 0 | 0 | 0 | 0 | 20 | 0 | 100 | 0 |
| Dicayas | | 0 | 19 | 95 | 0 | 0 | 19 | 0 | 95 | 0 | 0 | 0 | 0 | 0 | 19 | 0 | 95 | 0 |
| Turno | | 0 | 14 | 70 | 0 | 0 | 14 | 0 | 70 | 0 | 0 | 0 | 0 | 0 | 14 | 0 | 70 | 0 |
| Miputak | | 0 | 10 | 50 | 0 | 0 | 10 | 0 | 50 | 0 | 0 | 0 | 0 | 0 | 10 | 0 | 50 | 0 |
| Lugdungan | | 0 | 1 | 5 | 0 | 0 | 1 | 0 | 5 | 0 | 0 | 0 | 0 | 0 | 1 | 0 | 5 | 0 |
| Olingan | | 0 | 35 | 175 | 0 | 0 | 35 | 0 | 175 | 0 | 0 | 0 | 0 | 0 | 35 | 0 | 175 | 0 |
| Dapitan | 12 | 0 | 436 | 0 | 0 | 0 | 0 | 0 | 0 | 0 | 0 | 0 | 0 | 0 | 0 | 0 | 0 | 0 |
| Burgos | | 0 | 350 | 0 | 0 | 0 | 0 | 0 | 0 | 0 | 0 | 0 | 0 | 0 | 0 | 0 | 0 | 0 |
| Oyan | | 0 | 30 | 0 | 0 | 0 | 0 | 0 | 0 | 0 | 0 | 0 | 0 | 0 | 0 | 0 | 0 | 0 |
| Diwaan | | 0 | 20 | 0 | 0 | 0 | 0 | 0 | 0 | 0 | 0 | 0 | 0 | 0 | 0 | 0 | 0 | 0 |
| Bag-ao | | 0 | 12 | 0 | 0 | 0 | 0 | 0 | 0 | 0 | 0 | 0 | 0 | 0 | 0 | 0 | 0 | 0 |
| Taguilon | | 0 | 12 | 0 | 0 | 0 | 0 | 0 | 0 | 0 | 0 | 0 | 0 | 0 | 0 | 0 | 0 | 0 |
| Sinonoc | | 0 | 2 | 0 | 0 | 0 | 0 | 0 | 0 | 0 | 0 | 0 | 0 | 0 | 0 | 0 | 0 | 0 |
| Owaon | | 0 | 3 | 0 | 0 | 0 | 0 | 0 | 0 | 0 | 0 | 0 | 0 | 0 | 0 | 0 | 0 | 0 |
| San Pedro | | 0 | 2 | 0 | 0 | 0 | 0 | 0 | 0 | 0 | 0 | 0 | 0 | 0 | 0 | 0 | 0 | 0 |
| Bagting | | 0 | 1 | 0 | 0 | 0 | 0 | 0 | 0 | 0 | 0 | 0 | 0 | 0 | 0 | 0 | 0 | 0 |
| Sto. Niño | | 0 | 1 | 0 | 0 | 0 | 0 | 0 | 0 | 0 | 0 | 0 | 0 | 0 | 0 | 0 | 0 | 0 |
| Ba-ao | | 0 | 2 | 0 | 0 | 0 | 0 | 0 | 0 | 0 | 0 | 0 | 0 | 0 | 0 | 0 | 0 | 0 |
| Canlucani | | 0 | 1 | 0 | 0 | 0 | 0 | 0 | 0 | 0 | 0 | 0 | 0 | 0 | 0 | 0 | 0 | 0 |
| ZAMBOANGA DEL SUR | 3 | 0 | 243 | 1,115 | 0 | 0 | 90 | 0 | 350 | 0 | 0 | 0 | 0 | 0 | 90 | 0 | 350 | 0 |
| Zamboanga City | 1 | 0 | 215 | 1,075 | 0 | 0 | 70 | 0 | 350 | 0 | 0 | 0 | 0 | 0 | 70 | 0 | 350 | 0 |
| Labuan | | 0 | 215 | 1,075 | 0 | 0 | 70 | 0 | 350 | 0 | 0 | 0 | 0 | 0 | 70 | 0 | 350 | 0 |
| Tambulig | 1 | 0 | 20 | 0 | 0 | 0 | 20 | 0 | 0 | 0 | 0 | 0 | 0 | 0 | 20 | 0 | 0 | 0 |
| Kapalaran | | 0 | 20 | 0 | 0 | 0 | 20 | 0 | 0 | 0 | 0 | 0 | 0 | 0 | 20 | 0 | 0 | 0 |

| REGION PROVINCE CITY/ MUNICIPALITY BARANGAY | | NO. OF AFFECTED | | | No. of ECs | | Inside Evacuation Centers | | | | Outside Evacuation Centers | | | | TOTAL SERVED (CURRENT) | | | |
|--|-----------|-----------------|---------------|----------------|------------|----------|---------------------------|----------|----------------|-----------|----------------------------|----------|--------------|----------|------------------------|----------|----------------|-----------|
| | | Brgys. | Families | Persons | CUM | NOW | Families | | Persons | | Families | | Persons | | (Inside + Outside) | | | |
| | | | | | | | CUM | NOW | CUM | NOW | CUM | NOW | CUM | NOW | Families | Persons | Families | Persons |
| | | | | | | | | | | | | | | | | | | |
| Bayog | 1 | 0 | 8 | 40 | 0 | 0 | 0 | 0 | 0 | 0 | 0 | 0 | 0 | 0 | 0 | 0 | 0 | 0 |
| | | 0 | 8 | 40 | 0 | 0 | 0 | 0 | 0 | 0 | 0 | 0 | 0 | 0 | 0 | 0 | 0 | 0 |
| REGION 10 | 59 | 427 | 49,550 | 192,344 | 488 | 2 | 36,673 | 6 | 142,127 | 28 | 393 | 0 | 1,826 | 0 | 37,066 | 6 | 143,953 | 28 |
| MISAMIS ORIENTAL | 24 | 249 | 33,941 | 127,682 | 301 | 2 | 26,581 | 6 | 99,962 | 28 | 0 | 0 | 0 | 0 | 26,581 | 6 | 99,962 | 28 |
| Cagayan de Oro | 1 | 40 | 7,320 | 23,731 | 55 | 0 | 7,320 | 0 | 23,731 | 0 | 0 | 0 | 0 | 0 | 7,320 | 0 | 23,731 | 0 |
| | | 40 | 7,320 | 23,731 | 55 | 0 | 7,320 | 0 | 23,731 | 0 | 0 | 0 | 0 | 0 | 7,320 | 0 | 23,731 | 0 |
| Gingoog | 1 | 24 | 2,687 | 10,031 | 26 | 0 | 2,687 | 0 | 10,031 | 0 | 0 | 0 | 0 | 0 | 2,687 | 0 | 10,031 | 0 |
| | | 24 | 2,687 | 10,031 | 26 | 0 | 2,687 | 0 | 10,031 | 0 | 0 | 0 | 0 | 0 | 2,687 | 0 | 10,031 | 0 |
| Balingoan | 1 | 5 | 430 | 1,574 | 6 | 0 | 430 | 0 | 1,574 | 0 | 0 | 0 | 0 | 0 | 430 | 0 | 1,574 | 0 |
| | | 5 | 430 | 1,574 | 6 | 0 | 430 | 0 | 1,574 | 0 | 0 | 0 | 0 | 0 | 430 | 0 | 1,574 | 0 |
| Naawan | 1 | 6 | 126 | 702 | 6 | 0 | 126 | 0 | 702 | 0 | 0 | 0 | 0 | 0 | 126 | 0 | 702 | 0 |
| | | 6 | 126 | 702 | 6 | 0 | 126 | 0 | 702 | 0 | 0 | 0 | 0 | 0 | 126 | 0 | 702 | 0 |
| Lagonglong | 1 | 10 | 1,708 | 6,966 | 10 | 0 | 1,708 | 0 | 6,966 | 0 | 0 | 0 | 0 | 0 | 1,708 | 0 | 6,966 | 0 |
| | | 10 | 1,708 | 6,966 | 10 | 0 | 1,708 | 0 | 6,966 | 0 | 0 | 0 | 0 | 0 | 1,708 | 0 | 6,966 | 0 |
| Lugait | 1 | 5 | 208 | 901 | 5 | 0 | 208 | 0 | 901 | 0 | 0 | 0 | 0 | 0 | 208 | 0 | 901 | 0 |
| | | 5 | 208 | 901 | 5 | 0 | 208 | 0 | 901 | 0 | 0 | 0 | 0 | 0 | 208 | 0 | 901 | 0 |
| Villanueva | 1 | 7 | 135 | 539 | 8 | 0 | 135 | 0 | 539 | 0 | 0 | 0 | 0 | 0 | 135 | 0 | 539 | 0 |
| | | 7 | 135 | 539 | 8 | 0 | 135 | 0 | 539 | 0 | 0 | 0 | 0 | 0 | 135 | 0 | 539 | 0 |
| Kinoguitan | 1 | 15 | 2,000 | 10,000 | 5 | 0 | 150 | 0 | 1,150 | 0 | 0 | 0 | 0 | 0 | 150 | 0 | 1,150 | 0 |
| | | 15 | 2,000 | 10,000 | 5 | 0 | 150 | 0 | 1,150 | 0 | 0 | 0 | 0 | 0 | 150 | 0 | 1,150 | 0 |
| Libertad | 1 | 4 | 290 | 990 | 5 | 0 | 290 | 0 | 990 | 0 | 0 | 0 | 0 | 0 | 290 | 0 | 990 | 0 |
| | | 4 | 290 | 990 | 5 | 0 | 290 | 0 | 990 | 0 | 0 | 0 | 0 | 0 | 290 | 0 | 990 | 0 |
| Tagoloan | 1 | 9 | 2,796 | 11,878 | 23 | 1 | 2,108 | 2 | 8,438 | 8 | 0 | 0 | 0 | 0 | 2,108 | 2 | 8,438 | 8 |
| | | 9 | 2,796 | 11,878 | 23 | 1 | 2,108 | 2 | 8,438 | 8 | 0 | 0 | 0 | 0 | 2,108 | 2 | 8,438 | 8 |
| Binuangan | 1 | 7 | 504 | 2,505 | 16 | 0 | 504 | 0 | 2,505 | 0 | 0 | 0 | 0 | 0 | 504 | 0 | 2,505 | 0 |
| | | 7 | 504 | 2,505 | 16 | 0 | 504 | 0 | 2,505 | 0 | 0 | 0 | 0 | 0 | 504 | 0 | 2,505 | 0 |
| Magsaysay (Linugos) | 1 | 25 | 5,000 | 16,035 | 5 | 0 | 178 | 0 | 605 | 0 | 0 | 0 | 0 | 0 | 178 | 0 | 605 | 0 |
| | | 25 | 5,000 | 16,035 | 5 | 0 | 178 | 0 | 605 | 0 | 0 | 0 | 0 | 0 | 178 | 0 | 605 | 0 |
| Initao | 1 | 2 | 20 | 94 | 2 | 0 | 20 | 0 | 94 | 0 | 0 | 0 | 0 | 0 | 20 | 0 | 94 | 0 |
| | | 2 | 20 | 94 | 2 | 0 | 20 | 0 | 94 | 0 | 0 | 0 | 0 | 0 | 20 | 0 | 94 | 0 |
| Salay | 1 | 8 | 789 | 2,672 | 17 | 0 | 789 | 0 | 2,672 | 0 | 0 | 0 | 0 | 0 | 789 | 0 | 2,672 | 0 |
| | | 8 | 789 | 2,672 | 17 | 0 | 789 | 0 | 2,672 | 0 | 0 | 0 | 0 | 0 | 789 | 0 | 2,672 | 0 |

| REGION PROVINCE CITY/ MUNICIPALITY BARANGAY | | NO. OF AFFECTED | | | No. of ECs | | Inside Evacuation Centers | | | | Outside Evacuation Centers | | | | TOTAL SERVED (CURRENT) | | | |
|--|-----------|-----------------|--------------|---------------|------------|----------|---------------------------|----------|---------------|----------|----------------------------|----------|--------------|----------|------------------------|----------|---------------|----------|
| | | Brgys. | Families | Persons | CUM | NOW | Families | | Persons | | Families | | Persons | | Families | | Persons | |
| | | | | | | | CUM | NOW | CUM | NOW | CUM | NOW | CUM | NOW | CUM | NOW | CUM | NOW |
| | | | | | | | (Inside + Outside) | | | | | | | | | | | |
| Sugbongcogon | 1 | 11 | 2,972 | 8,583 | 11 | 0 | 2,972 | 0 | 8,583 | 0 | 0 | 0 | 0 | 0 | 2,972 | 0 | 8,583 | 0 |
| | | 11 | 2,972 | 8,583 | 11 | 0 | 2,972 | 0 | 8,583 | 0 | 0 | 0 | 0 | 0 | 2,972 | 0 | 8,583 | 0 |
| Opol | 1 | 2 | 449 | 1,789 | 2 | 0 | 449 | 0 | 1,789 | 0 | 0 | 0 | 0 | 0 | 449 | 0 | 1,789 | 0 |
| | | 2 | 449 | 1,789 | 2 | 0 | 449 | 0 | 1,789 | 0 | 0 | 0 | 0 | 0 | 449 | 0 | 1,789 | 0 |
| El Salvador | 1 | 6 | 485 | 1,404 | 6 | 0 | 485 | 0 | 1,404 | 0 | 0 | 0 | 0 | 0 | 485 | 0 | 1,404 | 0 |
| | | 6 | 485 | 1,404 | 6 | 0 | 485 | 0 | 1,404 | 0 | 0 | 0 | 0 | 0 | 485 | 0 | 1,404 | 0 |
| Manticao | 1 | 4 | 225 | 1,012 | 6 | 0 | 225 | 0 | 1,012 | 0 | 0 | 0 | 0 | 0 | 225 | 0 | 1,012 | 0 |
| | | 4 | 225 | 1,012 | 6 | 0 | 225 | 0 | 1,012 | 0 | 0 | 0 | 0 | 0 | 225 | 0 | 1,012 | 0 |
| Medina | 1 | 4 | 25 | 105 | 5 | 0 | 25 | 0 | 105 | 0 | 0 | 0 | 0 | 0 | 25 | 0 | 105 | 0 |
| | | 4 | 25 | 105 | 5 | 0 | 25 | 0 | 105 | 0 | 0 | 0 | 0 | 0 | 25 | 0 | 105 | 0 |
| Balingasag | 1 | 22 | 2,396 | 10,956 | 32 | 1 | 2,396 | 4 | 10,956 | 20 | 0 | 0 | 0 | 0 | 2,396 | 4 | 10,956 | 20 |
| | | 22 | 2,396 | 10,956 | 32 | 1 | 2,396 | 4 | 10,956 | 20 | 0 | 0 | 0 | 0 | 2,396 | 4 | 10,956 | 20 |
| Talisayan | 1 | 11 | 1,049 | 4,042 | 23 | 0 | 1,049 | 0 | 4,042 | 0 | 0 | 0 | 0 | 0 | 1,049 | 0 | 4,042 | 0 |
| | | 11 | 1,049 | 4,042 | 23 | 0 | 1,049 | 0 | 4,042 | 0 | 0 | 0 | 0 | 0 | 1,049 | 0 | 4,042 | 0 |
| Claveria | 1 | 4 | 99 | 390 | 2 | 0 | 99 | 0 | 390 | 0 | 0 | 0 | 0 | 0 | 99 | 0 | 390 | 0 |
| | | 4 | 99 | 390 | 2 | 0 | 99 | 0 | 390 | 0 | 0 | 0 | 0 | 0 | 99 | 0 | 390 | 0 |
| Jasaan | 1 | 14 | 1,946 | 9,626 | 21 | 0 | 1,946 | 0 | 9,626 | 0 | 0 | 0 | 0 | 0 | 1,946 | 0 | 9,626 | 0 |
| | | 14 | 1,946 | 9,626 | 21 | 0 | 1,946 | 0 | 9,626 | 0 | 0 | 0 | 0 | 0 | 1,946 | 0 | 9,626 | 0 |
| Alubijid | 1 | 4 | 282 | 1,157 | 4 | 0 | 282 | 0 | 1,157 | 0 | 0 | 0 | 0 | 0 | 282 | 0 | 1,157 | 0 |
| | | 4 | 282 | 1,157 | 4 | 0 | 282 | 0 | 1,157 | 0 | 0 | 0 | 0 | 0 | 282 | 0 | 1,157 | 0 |
| CAMIGUIN | 5 | 44 | 3,886 | 16,086 | 43 | 0 | 1,656 | 0 | 6,818 | 0 | 281 | 0 | 1,377 | 0 | 1,937 | 0 | 8,195 | 0 |
| Mambajao | 1 | 8 | 1,790 | 7,150 | 9 | 0 | 246 | 0 | 974 | 0 | 0 | 0 | 0 | 0 | 246 | 0 | 974 | 0 |
| | | 8 | 1,790 | 7,150 | 9 | 0 | 246 | 0 | 974 | 0 | 0 | 0 | 0 | 0 | 246 | 0 | 974 | 0 |
| Sagay | 1 | 7 | 375 | 1,722 | 7 | 0 | 113 | 0 | 412 | 0 | 262 | 0 | 1,310 | 0 | 375 | 0 | 1,722 | 0 |
| | | 7 | 375 | 1,722 | 7 | 0 | 113 | 0 | 412 | 0 | 262 | 0 | 1,310 | 0 | 375 | 0 | 1,722 | 0 |
| Mahinog | 1 | 8 | 732 | 3,733 | 9 | 0 | 565 | 0 | 2,898 | 0 | 0 | 0 | 0 | 0 | 565 | 0 | 2,898 | 0 |
| | | 8 | 732 | 3,733 | 9 | 0 | 565 | 0 | 2,898 | 0 | 0 | 0 | 0 | 0 | 565 | 0 | 2,898 | 0 |
| Guinsiliban | 1 | 7 | 551 | 2,012 | 7 | 0 | 329 | 0 | 1,212 | 0 | 0 | 0 | 0 | 0 | 329 | 0 | 1,212 | 0 |
| | | 7 | 551 | 2,012 | 7 | 0 | 329 | 0 | 1,212 | 0 | 0 | 0 | 0 | 0 | 329 | 0 | 1,212 | 0 |
| Catarman | 1 | 14 | 438 | 1,469 | 11 | 0 | 403 | 0 | 1,322 | 0 | 19 | 0 | 67 | 0 | 422 | 0 | 1,389 | 0 |
| | | 14 | 438 | 1,469 | 11 | 0 | 403 | 0 | 1,322 | 0 | 19 | 0 | 67 | 0 | 422 | 0 | 1,389 | 0 |
| LANAO DEL NORTE | 10 | 56 | 3,572 | 18,392 | 71 | 0 | 3,553 | 0 | 18,295 | 0 | 2 | 0 | 12 | 0 | 3,555 | 0 | 18,307 | 0 |

| REGION PROVINCE CITY/ MUNICIPALITY BARANGAY | | NO. OF AFFECTED | | | No. of ECs | | Inside Evacuation Centers | | | | Outside Evacuation Centers | | | | TOTAL SERVED (CURRENT) | | | |
|--|-----------|--------------------|--------------|--------------|------------|----------|---------------------------|----------|--------------|----------|----------------------------|----------|------------|----------|------------------------|----------|--------------|----------|
| | | Brgys. | Families | Persons | CUM | NOW | Families | | Persons | | Families | | Persons | | Families | | Persons | |
| | | | | | | | CUM | NOW | CUM | NOW | CUM | NOW | CUM | NOW | CUM | NOW | CUM | NOW |
| | | (Inside + Outside) | | | | | | | | | | | | | | | | |
| Iligan | 1 | 30 | 2,476 | 14,856 | 38 | 0 | 2,476 | 0 | 14,856 | 0 | 0 | 0 | 0 | 0 | 2,476 | 0 | 14,856 | 0 |
| | | 30 | 2,476 | 14,856 | 38 | 0 | 2,476 | 0 | 14,856 | 0 | 0 | 0 | 0 | 0 | 2,476 | 0 | 14,856 | 0 |
| Bacolod | 1 | 6 | 268 | 911 | 12 | 0 | 251 | 0 | 826 | 0 | 0 | 0 | 0 | 0 | 251 | 0 | 826 | 0 |
| | | 6 | 268 | 911 | 12 | 0 | 251 | 0 | 826 | 0 | 0 | 0 | 0 | 0 | 251 | 0 | 826 | 0 |
| Maigo | 1 | 1 | 128 | 421 | 2 | 0 | 128 | 0 | 421 | 0 | 0 | 0 | 0 | 0 | 128 | 0 | 421 | 0 |
| | | 1 | 128 | 421 | 2 | 0 | 128 | 0 | 421 | 0 | 0 | 0 | 0 | 0 | 128 | 0 | 421 | 0 |
| Tubod | 1 | 1 | 16 | 80 | 1 | 0 | 16 | 0 | 80 | 0 | 0 | 0 | 0 | 0 | 16 | 0 | 80 | 0 |
| | | 1 | 16 | 80 | 1 | 0 | 16 | 0 | 80 | 0 | 0 | 0 | 0 | 0 | 16 | 0 | 80 | 0 |
| Kolambugan | 1 | 3 | 182 | 502 | 3 | 0 | 182 | 0 | 502 | 0 | 0 | 0 | 0 | 0 | 182 | 0 | 502 | 0 |
| | | 3 | 182 | 502 | 3 | 0 | 182 | 0 | 502 | 0 | 0 | 0 | 0 | 0 | 182 | 0 | 502 | 0 |
| Lala | 1 | 3 | 48 | 165 | 3 | 0 | 48 | 0 | 165 | 0 | 0 | 0 | 0 | 0 | 48 | 0 | 165 | 0 |
| | | 3 | 48 | 165 | 3 | 0 | 48 | 0 | 165 | 0 | 0 | 0 | 0 | 0 | 48 | 0 | 165 | 0 |
| Matungao | 1 | 4 | 74 | 254 | 5 | 0 | 74 | 0 | 254 | 0 | 0 | 0 | 0 | 0 | 74 | 0 | 254 | 0 |
| | | 4 | 74 | 254 | 5 | 0 | 74 | 0 | 254 | 0 | 0 | 0 | 0 | 0 | 74 | 0 | 254 | 0 |
| Pantar | 1 | 1 | 2 | 12 | 0 | 0 | 0 | 0 | 0 | 0 | 2 | 0 | 12 | 0 | 2 | 0 | 12 | 0 |
| | | 1 | 2 | 12 | 0 | 0 | 0 | 0 | 0 | 0 | 2 | 0 | 12 | 0 | 2 | 0 | 12 | 0 |
| Kauswagan | 1 | 6 | 373 | 1,179 | 6 | 0 | 373 | 0 | 1,179 | 0 | 0 | 0 | 0 | 0 | 373 | 0 | 1,179 | 0 |
| | | 6 | 373 | 1,179 | 6 | 0 | 373 | 0 | 1,179 | 0 | 0 | 0 | 0 | 0 | 373 | 0 | 1,179 | 0 |
| Salvador | 1 | 1 | 5 | 12 | 1 | 0 | 5 | 0 | 12 | 0 | 0 | 0 | 0 | 0 | 5 | 0 | 12 | 0 |
| | | 1 | 5 | 12 | 1 | 0 | 5 | 0 | 12 | 0 | 0 | 0 | 0 | 0 | 5 | 0 | 12 | 0 |
| MISAMIS OCCIDENTAL | 11 | 25 | 1,845 | 8,483 | 19 | 0 | 791 | 0 | 3,342 | 0 | 110 | 0 | 437 | 0 | 901 | 0 | 3,779 | 0 |
| Plaridel | 1 | 3 | 81 | 288 | 3 | 0 | 81 | 0 | 288 | 0 | 0 | 0 | 0 | 0 | 81 | 0 | 288 | 0 |
| | | 3 | 81 | 288 | 3 | 0 | 81 | 0 | 288 | 0 | 0 | 0 | 0 | 0 | 81 | 0 | 288 | 0 |
| Lopez Jaena | 1 | 2 | 238 | 1,250 | 2 | 0 | 139 | 0 | 868 | 0 | 99 | 0 | 382 | 0 | 238 | 0 | 1,250 | 0 |
| | | 2 | 238 | 1,250 | 2 | 0 | 139 | 0 | 868 | 0 | 99 | 0 | 382 | 0 | 238 | 0 | 1,250 | 0 |
| Panaon | 1 | 1 | 1 | 8 | 1 | 0 | 1 | 0 | 8 | 0 | 0 | 0 | 0 | 0 | 1 | 0 | 8 | 0 |
| | | 1 | 1 | 8 | 1 | 0 | 1 | 0 | 8 | 0 | 0 | 0 | 0 | 0 | 1 | 0 | 8 | 0 |
| Don Victoriano Chiongbian (Don Mariano Marcos) | 1 | 2 | 29 | 130 | 2 | 0 | 29 | 0 | 130 | 0 | 0 | 0 | 0 | 0 | 29 | 0 | 130 | 0 |
| | | 2 | 29 | 130 | 2 | 0 | 29 | 0 | 130 | 0 | 0 | 0 | 0 | 0 | 29 | 0 | 130 | 0 |
| Sinacaban | 1 | 1 | 9 | 20 | 1 | 0 | 9 | 0 | 20 | 0 | 0 | 0 | 0 | 0 | 9 | 0 | 20 | 0 |
| | | 1 | 9 | 20 | 1 | 0 | 9 | 0 | 20 | 0 | 0 | 0 | 0 | 0 | 9 | 0 | 20 | 0 |
| Clarin | 1 | 1 | 11 | 55 | 0 | 0 | 0 | 0 | 0 | 0 | 11 | 0 | 55 | 0 | 11 | 0 | 55 | 0 |

| REGION PROVINCE CITY/ MUNICIPALITY BARANGAY | | NO. OF AFFECTED | | | No. of ECs | | Inside Evacuation Centers | | | | Outside Evacuation Centers | | | | TOTAL SERVED (CURRENT) | | | |
|--|----------|-----------------|--------------|---------------|------------|----------|---------------------------|----------|---------------|----------|----------------------------|----------|----------|----------|------------------------|----------|---------------|----------|
| | | Brgys. | Families | Persons | CUM | NOW | Families | | Persons | | Families | | Persons | | Families | | Persons | |
| | | | | | | | CUM | NOW | CUM | NOW | CUM | NOW | CUM | NOW | CUM | NOW | CUM | NOW |
| | | | | | | | (Inside + Outside) | | | | | | | | | | | |
| | | 1 | 11 | 55 | 0 | 0 | 0 | 0 | 0 | 0 | 11 | 0 | 55 | 0 | 11 | 0 | 55 | 0 |
| Tudela | 1 | 1 | 2 | 10 | 0 | 0 | 0 | 0 | 0 | 0 | 0 | 0 | 0 | 0 | 0 | 0 | 0 | 0 |
| | | 1 | 2 | 10 | 0 | 0 | 0 | 0 | 0 | 0 | 0 | 0 | 0 | 0 | 0 | 0 | 0 | 0 |
| Ozamiz | 1 | 2 | 6 | 25 | 2 | 0 | 6 | 0 | 25 | 0 | 0 | 0 | 0 | 0 | 6 | 0 | 25 | 0 |
| | | 2 | 6 | 25 | 2 | 0 | 6 | 0 | 25 | 0 | 0 | 0 | 0 | 0 | 6 | 0 | 25 | 0 |
| Aloran | 1 | 1 | 62 | 225 | 1 | 0 | 62 | 0 | 225 | 0 | 0 | 0 | 0 | 0 | 62 | 0 | 225 | 0 |
| | | 1 | 62 | 225 | 1 | 0 | 62 | 0 | 225 | 0 | 0 | 0 | 0 | 0 | 62 | 0 | 225 | 0 |
| Oroquieta | 1 | 5 | 150 | 622 | 6 | 0 | 134 | 0 | 558 | 0 | 0 | 0 | 0 | 0 | 134 | 0 | 558 | 0 |
| | | 5 | 150 | 622 | 6 | 0 | 134 | 0 | 558 | 0 | 0 | 0 | 0 | 0 | 134 | 0 | 558 | 0 |
| Bonifacio | 1 | 6 | 1,256 | 5,850 | 1 | 0 | 330 | 0 | 1,220 | 0 | 0 | 0 | 0 | 0 | 330 | 0 | 1,220 | 0 |
| | | 6 | 1,256 | 5,850 | 1 | 0 | 330 | 0 | 1,220 | 0 | 0 | 0 | 0 | 0 | 330 | 0 | 1,220 | 0 |
| BUKIDNON | 9 | 53 | 6,306 | 21,701 | 54 | 0 | 4,092 | 0 | 13,710 | 0 | 0 | 0 | 0 | 0 | 4,092 | 0 | 13,710 | 0 |
| Malaybalay | 1 | 12 | 395 | 1,519 | 12 | 0 | 395 | 0 | 1,519 | 0 | 0 | 0 | 0 | 0 | 395 | 0 | 1,519 | 0 |
| | | 12 | 395 | 1,519 | 12 | 0 | 395 | 0 | 1,519 | 0 | 0 | 0 | 0 | 0 | 395 | 0 | 1,519 | 0 |
| Valencia | 1 | 17 | 3,100 | 9,649 | 18 | 0 | 3,100 | 0 | 9,649 | 0 | 0 | 0 | 0 | 0 | 3,100 | 0 | 9,649 | 0 |
| | | 17 | 3,100 | 9,649 | 18 | 0 | 3,100 | 0 | 9,649 | 0 | 0 | 0 | 0 | 0 | 3,100 | 0 | 9,649 | 0 |
| Cabanglasan | 1 | 3 | 83 | 415 | 3 | 0 | 71 | 0 | 355 | 0 | 0 | 0 | 0 | 0 | 71 | 0 | 355 | 0 |
| | | 3 | 83 | 415 | 3 | 0 | 71 | 0 | 355 | 0 | 0 | 0 | 0 | 0 | 71 | 0 | 355 | 0 |
| Malitbog | 1 | 9 | 2,500 | 9,002 | 10 | 0 | 301 | 0 | 1,086 | 0 | 0 | 0 | 0 | 0 | 301 | 0 | 1,086 | 0 |
| | | 9 | 2,500 | 9,002 | 10 | 0 | 301 | 0 | 1,086 | 0 | 0 | 0 | 0 | 0 | 301 | 0 | 1,086 | 0 |
| Libona | 1 | 2 | 69 | 345 | 2 | 0 | 69 | 0 | 345 | 0 | 0 | 0 | 0 | 0 | 69 | 0 | 345 | 0 |
| | | 2 | 69 | 345 | 2 | 0 | 69 | 0 | 345 | 0 | 0 | 0 | 0 | 0 | 69 | 0 | 345 | 0 |
| Impasugong | 1 | 5 | 59 | 186 | 5 | 0 | 59 | 0 | 186 | 0 | 0 | 0 | 0 | 0 | 59 | 0 | 186 | 0 |
| | | 5 | 59 | 186 | 5 | 0 | 59 | 0 | 186 | 0 | 0 | 0 | 0 | 0 | 59 | 0 | 186 | 0 |
| Sumilao | 1 | 2 | 26 | 90 | 2 | 0 | 26 | 0 | 90 | 0 | 0 | 0 | 0 | 0 | 26 | 0 | 90 | 0 |
| | | 2 | 26 | 90 | 2 | 0 | 26 | 0 | 90 | 0 | 0 | 0 | 0 | 0 | 26 | 0 | 90 | 0 |
| Maramag | 1 | 2 | 71 | 480 | 2 | 0 | 71 | 0 | 480 | 0 | 0 | 0 | 0 | 0 | 71 | 0 | 480 | 0 |
| | | 2 | 71 | 480 | 2 | 0 | 71 | 0 | 480 | 0 | 0 | 0 | 0 | 0 | 71 | 0 | 480 | 0 |
| San Fernando | 1 | 1 | 3 | 15 | 0 | 0 | 0 | 0 | 0 | 0 | 0 | 0 | 0 | 0 | 0 | 0 | 0 | 0 |
| | | 1 | 3 | 15 | 0 | 0 | 0 | 0 | 0 | 0 | 0 | 0 | 0 | 0 | 0 | 0 | 0 | 0 |
| REGION 11 | 3 | 4 | 297 | 998 | 10 | 0 | 295 | 0 | 848 | 0 | 0 | 0 | 0 | 0 | 295 | 0 | 848 | 0 |
| DAVAO DE ORO | 2 | 3 | 295 | 985 | 10 | 0 | 295 | 0 | 848 | 0 | 0 | 0 | 0 | 0 | 295 | 0 | 848 | 0 |

| REGION PROVINCE CITY/ MUNICIPALITY BARANGAY | | NO. OF AFFECTED | | | No. of ECs | | Inside Evacuation Centers | | | | Outside Evacuation Centers | | | | TOTAL SERVED (CURRENT) | | | | |
|--|----|-----------------|----------|---------|------------|-----|---------------------------|-----|---------|-----|----------------------------|-----|---------|-----|------------------------|-----|---------|-------|---|
| | | Brgys. | Families | Persons | CUM | NOW | Families | | Persons | | Families | | Persons | | Families | | Persons | | |
| | | | | | | | CUM | NOW | CUM | NOW | CUM | NOW | CUM | NOW | CUM | NOW | CUM | NOW | |
| | | | | | | | (Inside + Outside) | | | | | | | | | | | | |
| New Bataan | 1 | 1 | 188 | 614 | 8 | 0 | 188 | 0 | 477 | 0 | 0 | 0 | 0 | 0 | 0 | 188 | 0 | 477 | 0 |
| Brgy. Andap | | 1 | 188 | 614 | 8 | 0 | 188 | 0 | 477 | 0 | 0 | 0 | 0 | 0 | 0 | 188 | 0 | 477 | 0 |
| Nabunturan | 1 | 2 | 107 | 371 | 2 | 0 | 107 | 0 | 371 | 0 | 0 | 0 | 0 | 0 | 0 | 107 | 0 | 371 | 0 |
| | | 2 | 107 | 371 | 2 | 0 | 107 | 0 | 371 | 0 | 0 | 0 | 0 | 0 | 0 | 107 | 0 | 371 | 0 |
| DAVAO CITY | 1 | 1 | 2 | 13 | 0 | 0 | 0 | 0 | 0 | 0 | 0 | 0 | 0 | 0 | 0 | 0 | 0 | 0 | 0 |
| Davao City | 1 | 1 | 2 | 13 | 0 | 0 | 0 | 0 | 0 | 0 | 0 | 0 | 0 | 0 | 0 | 0 | 0 | 0 | 0 |
| | | 1 | 2 | 13 | 0 | 0 | 0 | 0 | 0 | 0 | 0 | 0 | 0 | 0 | 0 | 0 | 0 | 0 | 0 |
| REGION 12 | 22 | 22 | 24,426 | 8,884 | 1 | 0 | 669 | 0 | 3,096 | 0 | 0 | 0 | 0 | 0 | 0 | 669 | 0 | 3,096 | 0 |
| COTABATO | 22 | 22 | 24,426 | 8,884 | 1 | 0 | 669 | 0 | 3,096 | 0 | 0 | 0 | 0 | 0 | 0 | 669 | 0 | 3,096 | 0 |
| Kabacan | 1 | 1 | 2,106 | 8,884 | 1 | 0 | 669 | 0 | 3,096 | 0 | 0 | 0 | 0 | 0 | 0 | 669 | 0 | 3,096 | 0 |
| Brgy. Kayaga | | 1 | 2,106 | 8,884 | 1 | 0 | 669 | 0 | 3,096 | 0 | 0 | 0 | 0 | 0 | 0 | 669 | 0 | 3,096 | 0 |
| Pikit | 21 | 21 | 22,320 | 0 | 0 | 0 | 0 | 0 | 0 | 0 | 0 | 0 | 0 | 0 | 0 | 0 | 0 | 0 | 0 |
| Nabundas | | 1 | 1,167 | 0 | 0 | 0 | 0 | 0 | 0 | 0 | 0 | 0 | 0 | 0 | 0 | 0 | 0 | 0 | 0 |
| Inug-ug | | 1 | 925 | 0 | 0 | 0 | 0 | 0 | 0 | 0 | 0 | 0 | 0 | 0 | 0 | 0 | 0 | 0 | 0 |
| Talitay | | 1 | 1,490 | 0 | 0 | 0 | 0 | 0 | 0 | 0 | 0 | 0 | 0 | 0 | 0 | 0 | 0 | 0 | 0 |
| Rajahmuda | | 1 | 1,372 | 0 | 0 | 0 | 0 | 0 | 0 | 0 | 0 | 0 | 0 | 0 | 0 | 0 | 0 | 0 | 0 |
| Bagoinged | | 1 | 1,666 | 0 | 0 | 0 | 0 | 0 | 0 | 0 | 0 | 0 | 0 | 0 | 0 | 0 | 0 | 0 | 0 |
| Buliok | | 1 | 1,165 | 0 | 0 | 0 | 0 | 0 | 0 | 0 | 0 | 0 | 0 | 0 | 0 | 0 | 0 | 0 | 0 |
| Balungis | | 1 | 1,281 | 0 | 0 | 0 | 0 | 0 | 0 | 0 | 0 | 0 | 0 | 0 | 0 | 0 | 0 | 0 | 0 |
| Fort Pikit | | 1 | 1,115 | 0 | 0 | 0 | 0 | 0 | 0 | 0 | 0 | 0 | 0 | 0 | 0 | 0 | 0 | 0 | 0 |
| Tinutulan | | 1 | 405 | 0 | 0 | 0 | 0 | 0 | 0 | 0 | 0 | 0 | 0 | 0 | 0 | 0 | 0 | 0 | 0 |
| Balabak | | 1 | 620 | 0 | 0 | 0 | 0 | 0 | 0 | 0 | 0 | 0 | 0 | 0 | 0 | 0 | 0 | 0 | 0 |
| Balatican | | 1 | 300 | 0 | 0 | 0 | 0 | 0 | 0 | 0 | 0 | 0 | 0 | 0 | 0 | 0 | 0 | 0 | 0 |
| Barungis | | 1 | 1,125 | 0 | 0 | 0 | 0 | 0 | 0 | 0 | 0 | 0 | 0 | 0 | 0 | 0 | 0 | 0 | 0 |
| Punol | | 1 | 1,426 | 0 | 0 | 0 | 0 | 0 | 0 | 0 | 0 | 0 | 0 | 0 | 0 | 0 | 0 | 0 | 0 |
| Paidu-pulangi | | 1 | 1,723 | 0 | 0 | 0 | 0 | 0 | 0 | 0 | 0 | 0 | 0 | 0 | 0 | 0 | 0 | 0 | 0 |
| Macasendeng | | 1 | 1,457 | 0 | 0 | 0 | 0 | 0 | 0 | 0 | 0 | 0 | 0 | 0 | 0 | 0 | 0 | 0 | 0 |
| Katilacan | | 1 | 700 | 0 | 0 | 0 | 0 | 0 | 0 | 0 | 0 | 0 | 0 | 0 | 0 | 0 | 0 | 0 | 0 |
| Damalasak | | 1 | 499 | 0 | 0 | 0 | 0 | 0 | 0 | 0 | 0 | 0 | 0 | 0 | 0 | 0 | 0 | 0 | 0 |
| Macabual | | 1 | 589 | 0 | 0 | 0 | 0 | 0 | 0 | 0 | 0 | 0 | 0 | 0 | 0 | 0 | 0 | 0 | 0 |
| Bulol | | 1 | 1,303 | 0 | 0 | 0 | 0 | 0 | 0 | 0 | 0 | 0 | 0 | 0 | 0 | 0 | 0 | 0 | 0 |
| Bulod | | 1 | 535 | 0 | 0 | 0 | 0 | 0 | 0 | 0 | 0 | 0 | 0 | 0 | 0 | 0 | 0 | 0 | 0 |

| REGION PROVINCE CITY/ MUNICIPALITY BARANGAY | | NO. OF AFFECTED | | | No. of ECs | | Inside Evacuation Centers | | | | Outside Evacuation Centers | | | | TOTAL SERVED (CURRENT) | | | |
|--|-----------|-----------------|----------------|------------------|--------------|------------|---------------------------|---------------|----------------|---------------|----------------------------|--------------|----------------|---------------|------------------------|---------------|----------------|---------------|
| | | Brgys. | Families | Persons | CUM | NOW | Families | | Persons | | Families | | Persons | | (Inside + Outside) | | | |
| | | | | | | | CUM | NOW | CUM | NOW | CUM | NOW | CUM | NOW | CUM | NOW | CUM | NOW |
| | | | | | | | | | | | | | | | | | | |
| Kabasalan | | 1 | 1,457 | 0 | 0 | 0 | 0 | 0 | 0 | 0 | 0 | 0 | 0 | 0 | 0 | 0 | 0 | 0 |
| CARAGA | 73 | 997 | 357,493 | 1,249,867 | 1,868 | 299 | 129,858 | 13,934 | 501,789 | 51,354 | 42,083 | 8,225 | 166,000 | 25,480 | 171,941 | 22,159 | 667,789 | 76,834 |
| BUTUAN CITY | 1 | 59 | 10,198 | 39,801 | 105 | 0 | 9,587 | 0 | 37,756 | 0 | 611 | 0 | 2,045 | 0 | 10,198 | 0 | 39,801 | 0 |
| Butuan | 1 | 59 | 10,198 | 39,801 | 105 | 0 | 9,587 | 0 | 37,756 | 0 | 611 | 0 | 2,045 | 0 | 10,198 | 0 | 39,801 | 0 |
| | | 59 | 10,198 | 39,801 | 105 | 0 | 9,587 | 0 | 37,756 | 0 | 611 | 0 | 2,045 | 0 | 10,198 | 0 | 39,801 | 0 |
| AGUSAN DEL NORTE | 11 | 139 | 38,218 | 160,418 | 291 | 4 | 17,924 | 94 | 76,529 | 331 | 8,916 | 0 | 40,665 | 0 | 26,840 | 94 | 117,194 | 331 |
| Buenavista | 1 | 19 | 822 | 3,430 | 20 | 0 | 818 | 0 | 3,340 | 0 | 4 | 0 | 29 | 0 | 822 | 0 | 3,369 | 0 |
| | | 19 | 822 | 3,430 | 20 | 0 | 818 | 0 | 3,340 | 0 | 4 | 0 | 29 | 0 | 822 | 0 | 3,369 | 0 |
| Cabadbaran | 1 | 30 | 12,528 | 62,004 | 64 | 4 | 6,295 | 94 | 30,839 | 331 | 6,233 | 0 | 31,165 | 0 | 12,528 | 94 | 62,004 | 331 |
| | | 30 | 12,528 | 62,004 | 64 | 4 | 6,295 | 94 | 30,839 | 331 | 6,233 | 0 | 31,165 | 0 | 12,528 | 94 | 62,004 | 331 |
| Carmen | 1 | 6 | 233 | 781 | 16 | 0 | 229 | 0 | 760 | 0 | 4 | 0 | 21 | 0 | 233 | 0 | 781 | 0 |
| | | 6 | 233 | 781 | 16 | 0 | 229 | 0 | 760 | 0 | 4 | 0 | 21 | 0 | 233 | 0 | 781 | 0 |
| Jabonga | 1 | 15 | 7,876 | 27,168 | 44 | 0 | 1,597 | 0 | 5,124 | 0 | 1,141 | 0 | 3,681 | 0 | 2,738 | 0 | 8,805 | 0 |
| | | 15 | 7,876 | 27,168 | 44 | 0 | 1,597 | 0 | 5,124 | 0 | 1,141 | 0 | 3,681 | 0 | 2,738 | 0 | 8,805 | 0 |
| Kitcharao | 1 | 11 | 5,995 | 21,278 | 45 | 0 | 1,724 | 0 | 5,705 | 0 | 860 | 0 | 2,784 | 0 | 2,584 | 0 | 8,489 | 0 |
| | | 11 | 5,995 | 21,278 | 45 | 0 | 1,724 | 0 | 5,705 | 0 | 860 | 0 | 2,784 | 0 | 2,584 | 0 | 8,489 | 0 |
| Las Nieves | 1 | 5 | 27 | 137 | 4 | 0 | 24 | 0 | 124 | 0 | 3 | 0 | 13 | 0 | 27 | 0 | 137 | 0 |
| | | 5 | 27 | 137 | 4 | 0 | 24 | 0 | 124 | 0 | 3 | 0 | 13 | 0 | 27 | 0 | 137 | 0 |
| Magallanes | 1 | 7 | 777 | 2,574 | 13 | 0 | 773 | 0 | 2,550 | 0 | 4 | 0 | 24 | 0 | 777 | 0 | 2,574 | 0 |
| | | 7 | 777 | 2,574 | 13 | 0 | 773 | 0 | 2,550 | 0 | 4 | 0 | 24 | 0 | 777 | 0 | 2,574 | 0 |
| Nasipit | 1 | 16 | 530 | 1,837 | 22 | 0 | 524 | 0 | 1,809 | 0 | 6 | 0 | 28 | 0 | 530 | 0 | 1,837 | 0 |
| | | 16 | 530 | 1,837 | 22 | 0 | 524 | 0 | 1,809 | 0 | 6 | 0 | 28 | 0 | 530 | 0 | 1,837 | 0 |
| Remedios T. Romualdez | 1 | 8 | 1,743 | 6,712 | 15 | 0 | 1,082 | 0 | 3,792 | 0 | 661 | 0 | 2,920 | 0 | 1,743 | 0 | 6,712 | 0 |
| | | 8 | 1,743 | 6,712 | 15 | 0 | 1,082 | 0 | 3,792 | 0 | 661 | 0 | 2,920 | 0 | 1,743 | 0 | 6,712 | 0 |
| Santiago | 1 | 9 | 4,085 | 17,151 | 11 | 0 | 1,256 | 0 | 5,140 | 0 | 0 | 0 | 0 | 0 | 1,256 | 0 | 5,140 | 0 |
| | | 9 | 4,085 | 17,151 | 11 | 0 | 1,256 | 0 | 5,140 | 0 | 0 | 0 | 0 | 0 | 1,256 | 0 | 5,140 | 0 |
| Tubay | 1 | 13 | 3,602 | 17,346 | 37 | 0 | 3,602 | 0 | 17,346 | 0 | 0 | 0 | 0 | 0 | 3,602 | 0 | 17,346 | 0 |
| | | 13 | 3,602 | 17,346 | 37 | 0 | 3,602 | 0 | 17,346 | 0 | 0 | 0 | 0 | 0 | 3,602 | 0 | 17,346 | 0 |
| AGUSAN DEL SUR | 14 | 105 | 26,441 | 101,607 | 136 | 0 | 5,441 | 0 | 22,713 | 0 | 2,223 | 0 | 8,699 | 0 | 7,664 | 0 | 31,412 | 0 |
| Bayugan | 1 | 3 | 446 | 2,132 | 1 | 0 | 446 | 0 | 2,132 | 0 | 0 | 0 | 0 | 0 | 446 | 0 | 2,132 | 0 |
| | | 3 | 446 | 2,132 | 1 | 0 | 446 | 0 | 2,132 | 0 | 0 | 0 | 0 | 0 | 446 | 0 | 2,132 | 0 |
| Bunawan | 1 | 10 | 978 | 3,778 | 18 | 0 | 960 | 0 | 3,730 | 0 | 18 | 0 | 48 | 0 | 978 | 0 | 3,778 | 0 |

| REGION PROVINCE CITY/ MUNICIPALITY BARANGAY | | NO. OF AFFECTED | | | No. of ECs | | Inside Evacuation Centers | | | | Outside Evacuation Centers | | | | TOTAL SERVED (CURRENT) | | | |
|--|-----------|-----------------|----------------|----------------|------------|------------|---------------------------|---------------|----------------|---------------|----------------------------|--------------|---------------|---------------|------------------------|---------------|----------------|---------------|
| | | Brgys. | Families | Persons | CUM | NOW | Families | | Persons | | Families | | Persons | | Families | | Persons | |
| | | | | | | | CUM | NOW | CUM | NOW | CUM | NOW | CUM | NOW | CUM | NOW | CUM | NOW |
| | | | | | | | (Inside + Outside) | | | | | | | | | | | |
| | | 10 | 978 | 3,778 | 18 | 0 | 960 | 0 | 3,730 | 0 | 18 | 0 | 48 | 0 | 978 | 0 | 3,778 | 0 |
| Esperanza | 1 | 2 | 179 | 895 | 3 | 0 | 179 | 0 | 895 | 0 | 0 | 0 | 0 | 0 | 179 | 0 | 895 | 0 |
| | | 2 | 179 | 895 | 3 | 0 | 179 | 0 | 895 | 0 | 0 | 0 | 0 | 0 | 179 | 0 | 895 | 0 |
| La Paz | 1 | 2 | 93 | 465 | 2 | 0 | 82 | 0 | 410 | 0 | 11 | 0 | 55 | 0 | 93 | 0 | 465 | 0 |
| | | 2 | 93 | 465 | 2 | 0 | 82 | 0 | 410 | 0 | 11 | 0 | 55 | 0 | 93 | 0 | 465 | 0 |
| Loreto | 1 | 5 | 147 | 476 | 5 | 0 | 147 | 0 | 476 | 0 | 0 | 0 | 0 | 0 | 147 | 0 | 476 | 0 |
| | | 5 | 147 | 476 | 5 | 0 | 147 | 0 | 476 | 0 | 0 | 0 | 0 | 0 | 147 | 0 | 476 | 0 |
| Prosperidad | 1 | 32 | 9,399 | 36,671 | 12 | 0 | 554 | 0 | 2,973 | 0 | 2,073 | 0 | 8,039 | 0 | 2,627 | 0 | 11,012 | 0 |
| | | 32 | 9,399 | 36,671 | 12 | 0 | 554 | 0 | 2,973 | 0 | 2,073 | 0 | 8,039 | 0 | 2,627 | 0 | 11,012 | 0 |
| Rosario | 1 | 11 | 12,230 | 45,977 | 32 | 0 | 756 | 0 | 3,186 | 0 | 0 | 0 | 0 | 0 | 756 | 0 | 3,186 | 0 |
| | | 11 | 12,230 | 45,977 | 32 | 0 | 756 | 0 | 3,186 | 0 | 0 | 0 | 0 | 0 | 756 | 0 | 3,186 | 0 |
| San Francisco | 1 | 1 | 106 | 404 | 6 | 0 | 106 | 0 | 404 | 0 | 0 | 0 | 0 | 0 | 106 | 0 | 404 | 0 |
| | | 1 | 106 | 404 | 6 | 0 | 106 | 0 | 404 | 0 | 0 | 0 | 0 | 0 | 106 | 0 | 404 | 0 |
| San Luis | 1 | 1 | 7 | 26 | 1 | 0 | 7 | 0 | 26 | 0 | 0 | 0 | 0 | 0 | 7 | 0 | 26 | 0 |
| | | 1 | 7 | 26 | 1 | 0 | 7 | 0 | 26 | 0 | 0 | 0 | 0 | 0 | 7 | 0 | 26 | 0 |
| Santa Josefa | 1 | 1 | 17 | 60 | 1 | 0 | 17 | 0 | 60 | 0 | 0 | 0 | 0 | 0 | 17 | 0 | 60 | 0 |
| | | 1 | 17 | 60 | 1 | 0 | 17 | 0 | 60 | 0 | 0 | 0 | 0 | 0 | 17 | 0 | 60 | 0 |
| Sibatog | 1 | 18 | 1,641 | 4,907 | 30 | 0 | 1,072 | 0 | 3,018 | 0 | 38 | 0 | 144 | 0 | 1,110 | 0 | 3,162 | 0 |
| | | 18 | 1,641 | 4,907 | 30 | 0 | 1,072 | 0 | 3,018 | 0 | 38 | 0 | 144 | 0 | 1,110 | 0 | 3,162 | 0 |
| Talacogon | 1 | 2 | 130 | 540 | 6 | 0 | 130 | 0 | 540 | 0 | 0 | 0 | 0 | 0 | 130 | 0 | 540 | 0 |
| | | 2 | 130 | 540 | 6 | 0 | 130 | 0 | 540 | 0 | 0 | 0 | 0 | 0 | 130 | 0 | 540 | 0 |
| Trento | 1 | 16 | 1,062 | 5,250 | 18 | 0 | 983 | 0 | 4,855 | 0 | 79 | 0 | 395 | 0 | 1,062 | 0 | 5,250 | 0 |
| | | 16 | 1,062 | 5,250 | 18 | 0 | 983 | 0 | 4,855 | 0 | 79 | 0 | 395 | 0 | 1,062 | 0 | 5,250 | 0 |
| Veruela | 1 | 1 | 6 | 26 | 1 | 0 | 2 | 0 | 8 | 0 | 4 | 0 | 18 | 0 | 6 | 0 | 26 | 0 |
| | | 1 | 6 | 26 | 1 | 0 | 2 | 0 | 8 | 0 | 4 | 0 | 18 | 0 | 6 | 0 | 26 | 0 |
| SURIGAO DEL NORTE | 21 | 335 | 170,195 | 513,283 | 761 | 276 | 45,789 | 13,365 | 170,341 | 49,470 | 20,421 | 8,225 | 73,709 | 25,480 | 66,210 | 21,590 | 244,050 | 74,950 |
| Alegria | 1 | 12 | 6,500 | 32,500 | 46 | 0 | 907 | 0 | 3,764 | 0 | 431 | 0 | 2,003 | 0 | 1,338 | 0 | 5,767 | 0 |
| | | 12 | 6,500 | 32,500 | 46 | 0 | 907 | 0 | 3,764 | 0 | 431 | 0 | 2,003 | 0 | 1,338 | 0 | 5,767 | 0 |
| Bacuag | 1 | 9 | 4,199 | 15,881 | 40 | 0 | 1,703 | 0 | 7,053 | 0 | 803 | 0 | 3,094 | 0 | 2,506 | 0 | 10,147 | 0 |
| | | 9 | 4,199 | 15,881 | 40 | 0 | 1,703 | 0 | 7,053 | 0 | 803 | 0 | 3,094 | 0 | 2,506 | 0 | 10,147 | 0 |
| Burgos | 1 | 6 | 1,399 | 6,866 | 15 | 3 | 449 | 27 | 2,129 | 118 | 921 | 921 | 4,594 | 4,594 | 1,370 | 948 | 6,723 | 4,712 |
| | | 6 | 1,399 | 6,866 | 15 | 3 | 449 | 27 | 2,129 | 118 | 921 | 921 | 4,594 | 4,594 | 1,370 | 948 | 6,723 | 4,712 |

| REGION PROVINCE CITY/ MUNICIPALITY BARANGAY | | NO. OF AFFECTED | | | No. of ECs | | Inside Evacuation Centers | | | | Outside Evacuation Centers | | | | TOTAL SERVED (CURRENT) | | | |
|--|---|-----------------|----------|---------|------------|-----|---------------------------|-------|---------|--------|----------------------------|-------|---------|--------|------------------------|-------|---------|--------|
| | | | | | | | (Inside + Outside) | | | | | | | | | | | |
| | | Brgys. | Families | Persons | CUM | NOW | Families | | Persons | | Families | | Persons | | Families | | Persons | |
| | | | | | | | CUM | NOW | CUM | NOW | CUM | NOW | CUM | NOW | CUM | NOW | CUM | NOW |
| Claver | 1 | 14 | 11,795 | 40,987 | 32 | 1 | 2,405 | 78 | 9,048 | 255 | 342 | 0 | 1,089 | 0 | 2,747 | 78 | 10,137 | 255 |
| | | 14 | 11,795 | 40,987 | 32 | 1 | 2,405 | 78 | 9,048 | 255 | 342 | 0 | 1,089 | 0 | 2,747 | 78 | 10,137 | 255 |
| Dapa | 1 | 29 | 10,310 | 36,144 | 8 | 8 | 694 | 694 | 2,882 | 2,882 | 0 | 0 | 0 | 0 | 694 | 694 | 2,882 | 2,882 |
| | | 29 | 10,310 | 36,144 | 8 | 8 | 694 | 694 | 2,882 | 2,882 | 0 | 0 | 0 | 0 | 694 | 694 | 2,882 | 2,882 |
| Del Carmen | 1 | 20 | 9,122 | 28,086 | 28 | 27 | 2,726 | 2,495 | 10,996 | 8,613 | 6,396 | 6,396 | 17,090 | 17,090 | 9,122 | 8,891 | 28,086 | 25,703 |
| | | 20 | 9,122 | 28,086 | 28 | 27 | 2,726 | 2,495 | 10,996 | 8,613 | 6,396 | 6,396 | 17,090 | 17,090 | 9,122 | 8,891 | 28,086 | 25,703 |
| General Luna | 1 | 19 | 8,362 | 24,059 | 8 | 8 | 531 | 531 | 2,378 | 2,378 | 0 | 0 | 0 | 0 | 531 | 531 | 2,378 | 2,378 |
| | | 19 | 8,362 | 24,059 | 8 | 8 | 531 | 531 | 2,378 | 2,378 | 0 | 0 | 0 | 0 | 531 | 531 | 2,378 | 2,378 |
| Gigaquit | 1 | 13 | 6,600 | 22,555 | 42 | 0 | 3,180 | 0 | 10,976 | 0 | 3,420 | 0 | 11,579 | 0 | 6,600 | 0 | 22,555 | 0 |
| | | 13 | 6,600 | 22,555 | 42 | 0 | 3,180 | 0 | 10,976 | 0 | 3,420 | 0 | 11,579 | 0 | 6,600 | 0 | 22,555 | 0 |
| Mainit | 1 | 21 | 8,487 | 36,379 | 48 | 0 | 8,487 | 0 | 36,379 | 0 | 0 | 0 | 0 | 0 | 8,487 | 0 | 36,379 | 0 |
| | | 21 | 8,487 | 36,379 | 48 | 0 | 8,487 | 0 | 36,379 | 0 | 0 | 0 | 0 | 0 | 8,487 | 0 | 36,379 | 0 |
| Malimono | 1 | 14 | 5,856 | 18,055 | 54 | 0 | 2,117 | 0 | 7,125 | 0 | 571 | 0 | 1,971 | 0 | 2,688 | 0 | 9,096 | 0 |
| | | 14 | 5,856 | 18,055 | 54 | 0 | 2,117 | 0 | 7,125 | 0 | 571 | 0 | 1,971 | 0 | 2,688 | 0 | 9,096 | 0 |
| Pilar | 1 | 15 | 3,539 | 11,687 | 47 | 42 | 2,367 | 2,235 | 8,121 | 7,806 | 0 | 0 | 0 | 0 | 2,367 | 2,235 | 8,121 | 7,806 |
| | | 15 | 3,539 | 11,687 | 47 | 42 | 2,367 | 2,235 | 8,121 | 7,806 | 0 | 0 | 0 | 0 | 2,367 | 2,235 | 8,121 | 7,806 |
| Placer | 1 | 20 | 6,935 | 34,675 | 67 | 17 | 2,386 | 83 | 8,776 | 409 | 1,249 | 0 | 4,770 | 0 | 3,635 | 83 | 13,546 | 409 |
| | | 20 | 6,935 | 34,675 | 67 | 17 | 2,386 | 83 | 8,776 | 409 | 1,249 | 0 | 4,770 | 0 | 3,635 | 83 | 13,546 | 409 |
| San Benito | 1 | 6 | 1,654 | 6,029 | 1 | 1 | 14 | 14 | 49 | 49 | 0 | 0 | 0 | 0 | 14 | 14 | 49 | 49 |
| | | 6 | 1,654 | 6,029 | 1 | 1 | 14 | 14 | 49 | 49 | 0 | 0 | 0 | 0 | 14 | 14 | 49 | 49 |
| San Francisco (Anao-Aon) | 1 | 11 | 4,545 | 22,725 | 29 | 10 | 3,683 | 313 | 10,454 | 1,034 | 486 | 0 | 1,326 | 0 | 4,169 | 313 | 11,780 | 1,034 |
| | | 11 | 4,545 | 22,725 | 29 | 10 | 3,683 | 313 | 10,454 | 1,034 | 486 | 0 | 1,326 | 0 | 4,169 | 313 | 11,780 | 1,034 |
| San Isidro | 1 | 12 | 2,353 | 11,765 | 48 | 25 | 957 | 93 | 3,179 | 325 | 85 | 85 | 305 | 305 | 1,042 | 178 | 3,484 | 630 |
| | | 12 | 2,353 | 11,765 | 48 | 25 | 957 | 93 | 3,179 | 325 | 85 | 85 | 305 | 305 | 1,042 | 178 | 3,484 | 630 |
| Santa Monica (Sapao) | 1 | 11 | 2,980 | 10,738 | 6 | 6 | 215 | 215 | 911 | 911 | 0 | 0 | 0 | 0 | 215 | 215 | 911 | 911 |
| | | 11 | 2,980 | 10,738 | 6 | 6 | 215 | 215 | 911 | 911 | 0 | 0 | 0 | 0 | 215 | 215 | 911 | 911 |
| Sison | 1 | 12 | 4,361 | 18,373 | 30 | 0 | 1,712 | 0 | 6,218 | 0 | 2,590 | 0 | 12,053 | 0 | 4,302 | 0 | 18,271 | 0 |
| | | 12 | 4,361 | 18,373 | 30 | 0 | 1,712 | 0 | 6,218 | 0 | 2,590 | 0 | 12,053 | 0 | 4,302 | 0 | 18,271 | 0 |
| Socorro | 1 | 14 | 7,002 | 23,850 | 23 | 0 | 960 | 0 | 3,476 | 0 | 526 | 0 | 2,088 | 0 | 1,486 | 0 | 5,564 | 0 |
| | | 14 | 7,002 | 23,850 | 23 | 0 | 960 | 0 | 3,476 | 0 | 526 | 0 | 2,088 | 0 | 1,486 | 0 | 5,564 | 0 |
| Surigao City | 1 | 54 | 54,905 | 67,692 | 122 | 122 | 6,414 | 6,414 | 23,830 | 23,830 | 823 | 823 | 3,491 | 3,491 | 7,237 | 7,237 | 27,321 | 27,321 |
| | | 54 | 54,905 | 67,692 | 122 | 122 | 6,414 | 6,414 | 23,830 | 23,830 | 823 | 823 | 3,491 | 3,491 | 7,237 | 7,237 | 27,321 | 27,321 |

| REGION PROVINCE CITY/ MUNICIPALITY BARANGAY | | NO. OF AFFECTED | | | No. of ECs | | Inside Evacuation Centers | | | | Outside Evacuation Centers | | | | TOTAL SERVED (CURRENT) | | | |
|--|-----------|-----------------|---------------|----------------|------------|----------|---------------------------|----------|----------------|----------|----------------------------|----------|---------------|----------|------------------------|----------|----------------|----------|
| | | | | | | | (Inside + Outside) | | | | | | | | | | | |
| | | Brgys. | Families | Persons | CUM | NOW | Families | | Persons | | Families | | Persons | | Families | | Persons | |
| | | | | | | | CUM | NOW | CUM | NOW | CUM | NOW | CUM | NOW | CUM | NOW | CUM | NOW |
| Tagana-an | 1 | 14 | 6,455 | 32,275 | 31 | 6 | 2,820 | 173 | 8,880 | 860 | 4 | 0 | 11 | 0 | 2,824 | 173 | 8,891 | 860 |
| | | 14 | 6,455 | 32,275 | 31 | 6 | 2,820 | 173 | 8,880 | 860 | 4 | 0 | 11 | 0 | 2,824 | 173 | 8,891 | 860 |
| Tubod | 1 | 9 | 2,836 | 11,962 | 36 | 0 | 1,062 | 0 | 3,717 | 0 | 1,774 | 0 | 8,245 | 0 | 2,836 | 0 | 11,962 | 0 |
| | | 9 | 2,836 | 11,962 | 36 | 0 | 1,062 | 0 | 3,717 | 0 | 1,774 | 0 | 8,245 | 0 | 2,836 | 0 | 11,962 | 0 |
| SURIGAO DEL SUR | 19 | 259 | 74,836 | 283,268 | 557 | 1 | 50,642 | 0 | 192,897 | 0 | 9,912 | 0 | 40,882 | 0 | 60,554 | 0 | 233,779 | 0 |
| Barobo | 1 | 18 | 4,469 | 17,387 | 41 | 0 | 4,259 | 0 | 16,503 | 0 | 210 | 0 | 884 | 0 | 4,469 | 0 | 17,387 | 0 |
| | | 18 | 4,469 | 17,387 | 41 | 0 | 4,259 | 0 | 16,503 | 0 | 210 | 0 | 884 | 0 | 4,469 | 0 | 17,387 | 0 |
| Bayabas | 1 | 7 | 1,324 | 4,912 | 22 | 0 | 1,230 | 0 | 4,726 | 0 | 94 | 0 | 186 | 0 | 1,324 | 0 | 4,912 | 0 |
| | | 7 | 1,324 | 4,912 | 22 | 0 | 1,230 | 0 | 4,726 | 0 | 94 | 0 | 186 | 0 | 1,324 | 0 | 4,912 | 0 |
| Bislig | 1 | 6 | 1,406 | 5,412 | 0 | 0 | 0 | 0 | 0 | 0 | 0 | 0 | 0 | 0 | 0 | 0 | 0 | 0 |
| | | 6 | 1,406 | 5,412 | 0 | 0 | 0 | 0 | 0 | 0 | 0 | 0 | 0 | 0 | 0 | 0 | 0 | 0 |
| Cagwait | 1 | 11 | 3,734 | 14,237 | 21 | 0 | 3,459 | 0 | 12,720 | 0 | 275 | 0 | 1,517 | 0 | 3,734 | 0 | 14,237 | 0 |
| | | 11 | 3,734 | 14,237 | 21 | 0 | 3,459 | 0 | 12,720 | 0 | 275 | 0 | 1,517 | 0 | 3,734 | 0 | 14,237 | 0 |
| Cantilan | 1 | 17 | 3,819 | 14,961 | 28 | 1 | 3,819 | 0 | 14,961 | 0 | 0 | 0 | 0 | 0 | 3,819 | 0 | 14,961 | 0 |
| | | 17 | 3,819 | 14,961 | 28 | 1 | 3,819 | 0 | 14,961 | 0 | 0 | 0 | 0 | 0 | 3,819 | 0 | 14,961 | 0 |
| Carmen | 1 | 8 | 1,865 | 6,881 | 17 | 0 | 1,278 | 0 | 4,664 | 0 | 587 | 0 | 2,217 | 0 | 1,865 | 0 | 6,881 | 0 |
| | | 8 | 1,865 | 6,881 | 17 | 0 | 1,278 | 0 | 4,664 | 0 | 587 | 0 | 2,217 | 0 | 1,865 | 0 | 6,881 | 0 |
| Carrascal | 1 | 14 | 7,885 | 24,586 | 15 | 0 | 2,714 | 0 | 8,584 | 0 | 0 | 0 | 0 | 0 | 2,714 | 0 | 8,584 | 0 |
| | | 14 | 7,885 | 24,586 | 15 | 0 | 2,714 | 0 | 8,584 | 0 | 0 | 0 | 0 | 0 | 2,714 | 0 | 8,584 | 0 |
| Cortes | 1 | 12 | 2,131 | 7,659 | 15 | 0 | 1,992 | 0 | 7,076 | 0 | 139 | 0 | 583 | 0 | 2,131 | 0 | 7,659 | 0 |
| | | 12 | 2,131 | 7,659 | 15 | 0 | 1,992 | 0 | 7,076 | 0 | 139 | 0 | 583 | 0 | 2,131 | 0 | 7,659 | 0 |
| Hinatuan | 1 | 24 | 10,386 | 41,351 | 56 | 0 | 9,044 | 0 | 35,983 | 0 | 1,342 | 0 | 5,368 | 0 | 10,386 | 0 | 41,351 | 0 |
| | | 24 | 10,386 | 41,351 | 56 | 0 | 9,044 | 0 | 35,983 | 0 | 1,342 | 0 | 5,368 | 0 | 10,386 | 0 | 41,351 | 0 |
| Lanuza | 1 | 13 | 3,786 | 18,930 | 27 | 0 | 1,273 | 0 | 4,735 | 0 | 190 | 0 | 682 | 0 | 1,463 | 0 | 5,417 | 0 |
| | | 13 | 3,786 | 18,930 | 27 | 0 | 1,273 | 0 | 4,735 | 0 | 190 | 0 | 682 | 0 | 1,463 | 0 | 5,417 | 0 |
| Lianga | 1 | 13 | 3,296 | 12,553 | 30 | 0 | 2,856 | 0 | 10,801 | 0 | 440 | 0 | 1,752 | 0 | 3,296 | 0 | 12,553 | 0 |
| | | 13 | 3,296 | 12,553 | 30 | 0 | 2,856 | 0 | 10,801 | 0 | 440 | 0 | 1,752 | 0 | 3,296 | 0 | 12,553 | 0 |
| Lingig | 1 | 12 | 3,508 | 13,013 | 45 | 0 | 3,168 | 0 | 11,781 | 0 | 340 | 0 | 1,232 | 0 | 3,508 | 0 | 13,013 | 0 |
| | | 12 | 3,508 | 13,013 | 45 | 0 | 3,168 | 0 | 11,781 | 0 | 340 | 0 | 1,232 | 0 | 3,508 | 0 | 13,013 | 0 |
| Madrid | 1 | 14 | 1,555 | 5,524 | 36 | 0 | 1,296 | 0 | 4,741 | 0 | 259 | 0 | 783 | 0 | 1,555 | 0 | 5,524 | 0 |
| | | 14 | 1,555 | 5,524 | 36 | 0 | 1,296 | 0 | 4,741 | 0 | 259 | 0 | 783 | 0 | 1,555 | 0 | 5,524 | 0 |
| Marihatag | 1 | 12 | 3,071 | 12,767 | 48 | 0 | 1,694 | 0 | 6,746 | 0 | 1,377 | 0 | 6,021 | 0 | 3,071 | 0 | 12,767 | 0 |

| REGION PROVINCE CITY/ MUNICIPALITY BARANGAY | | NO. OF AFFECTED | | | No. of ECs | | Inside Evacuation Centers | | | | Outside Evacuation Centers | | | | TOTAL SERVED (CURRENT) | | | |
|--|----------|-----------------|---------------|----------------|------------|-----------|---------------------------|------------|--------------|--------------|----------------------------|----------|----------|----------|------------------------|------------|--------------|--------------|
| | | Brgys. | Families | Persons | CUM | NOW | Families | | Persons | | Families | | Persons | | Families | | Persons | |
| | | | | | | | CUM | NOW | CUM | NOW | CUM | NOW | CUM | NOW | CUM | NOW | CUM | NOW |
| | | | | | | | (Inside + Outside) | | Families | | Persons | | Families | | Persons | | Families | |
| | | 12 | 3,071 | 12,767 | 48 | 0 | 1,694 | 0 | 6,746 | 0 | 1,377 | 0 | 6,021 | 0 | 3,071 | 0 | 12,767 | 0 |
| San Agustin | 1 | 13 | 3,821 | 14,909 | 26 | 0 | 2,038 | 0 | 7,667 | 0 | 1,783 | 0 | 7,242 | 0 | 3,821 | 0 | 14,909 | 0 |
| | | 13 | 3,821 | 14,909 | 26 | 0 | 2,038 | 0 | 7,667 | 0 | 1,783 | 0 | 7,242 | 0 | 3,821 | 0 | 14,909 | 0 |
| San Miguel | 1 | 13 | 953 | 4,185 | 13 | 0 | 869 | 0 | 3,720 | 0 | 84 | 0 | 465 | 0 | 953 | 0 | 4,185 | 0 |
| | | 13 | 953 | 4,185 | 13 | 0 | 869 | 0 | 3,720 | 0 | 84 | 0 | 465 | 0 | 953 | 0 | 4,185 | 0 |
| Tagbina | 1 | 7 | 402 | 1,429 | 15 | 0 | 402 | 0 | 1,429 | 0 | 0 | 0 | 0 | 0 | 402 | 0 | 1,429 | 0 |
| | | 7 | 402 | 1,429 | 15 | 0 | 402 | 0 | 1,429 | 0 | 0 | 0 | 0 | 0 | 402 | 0 | 1,429 | 0 |
| Tago | 1 | 24 | 8,831 | 29,108 | 41 | 0 | 2,485 | 0 | 10,760 | 0 | 964 | 0 | 3,786 | 0 | 3,449 | 0 | 14,546 | 0 |
| | | 24 | 8,831 | 29,108 | 41 | 0 | 2,485 | 0 | 10,760 | 0 | 964 | 0 | 3,786 | 0 | 3,449 | 0 | 14,546 | 0 |
| Tandag | 1 | 21 | 8,594 | 33,464 | 61 | 0 | 6,766 | 0 | 25,300 | 0 | 1,828 | 0 | 8,164 | 0 | 8,594 | 0 | 33,464 | 0 |
| | | 21 | 8,594 | 33,464 | 61 | 0 | 6,766 | 0 | 25,300 | 0 | 1,828 | 0 | 8,164 | 0 | 8,594 | 0 | 33,464 | 0 |
| DINAGAT ISLANDS | 7 | 100 | 37,605 | 151,490 | 18 | 18 | 475 | 475 | 1,553 | 1,553 | 0 | 0 | 0 | 0 | 475 | 475 | 1,553 | 1,553 |
| Basilisa | 1 | 27 | 7,089 | 26,535 | 0 | 0 | 0 | 0 | 0 | 0 | 0 | 0 | 0 | 0 | 0 | 0 | 0 | 0 |
| | | 27 | 7,089 | 26,535 | 0 | 0 | 0 | 0 | 0 | 0 | 0 | 0 | 0 | 0 | 0 | 0 | 0 | 0 |
| Cagdianao | 1 | 14 | 5,615 | 18,881 | 0 | 0 | 0 | 0 | 0 | 0 | 0 | 0 | 0 | 0 | 0 | 0 | 0 | 0 |
| | | 14 | 5,615 | 18,881 | 0 | 0 | 0 | 0 | 0 | 0 | 0 | 0 | 0 | 0 | 0 | 0 | 0 | 0 |
| Dinagat | 1 | 12 | 3,438 | 11,400 | 0 | 0 | 0 | 0 | 0 | 0 | 0 | 0 | 0 | 0 | 0 | 0 | 0 | 0 |
| | | 12 | 3,438 | 11,400 | 0 | 0 | 0 | 0 | 0 | 0 | 0 | 0 | 0 | 0 | 0 | 0 | 0 | 0 |
| Libjo | 1 | 16 | 5,208 | 18,051 | 4 | 4 | 107 | 107 | 322 | 322 | 0 | 0 | 0 | 0 | 107 | 107 | 322 | 322 |
| | | 16 | 5,208 | 18,051 | 4 | 4 | 107 | 107 | 322 | 322 | 0 | 0 | 0 | 0 | 107 | 107 | 322 | 322 |
| Loreto | 1 | 10 | 3,054 | 10,618 | 0 | 0 | 0 | 0 | 0 | 0 | 0 | 0 | 0 | 0 | 0 | 0 | 0 | 0 |
| | | 10 | 3,054 | 10,618 | 0 | 0 | 0 | 0 | 0 | 0 | 0 | 0 | 0 | 0 | 0 | 0 | 0 | 0 |
| San Jose | 1 | 12 | 10,633 | 53,165 | 14 | 14 | 368 | 368 | 1,231 | 1,231 | 0 | 0 | 0 | 0 | 368 | 368 | 1,231 | 1,231 |
| | | 12 | 10,633 | 53,165 | 14 | 14 | 368 | 368 | 1,231 | 1,231 | 0 | 0 | 0 | 0 | 368 | 368 | 1,231 | 1,231 |
| Tubajon | 1 | 9 | 2,568 | 12,840 | 0 | 0 | 0 | 0 | 0 | 0 | 0 | 0 | 0 | 0 | 0 | 0 | 0 | 0 |
| | | 9 | 2,568 | 12,840 | 0 | 0 | 0 | 0 | 0 | 0 | 0 | 0 | 0 | 0 | 0 | 0 | 0 | 0 |
| BARMM | 6 | 110 | 8,537 | 38,123 | 0 | 0 | 0 | 0 | 0 | 0 | 0 | 0 | 0 | 0 | 0 | 0 | 0 | 0 |
| LANAO DEL SUR | 5 | 108 | 8,251 | 36,693 | 0 | 0 | 0 | 0 | 0 | 0 | 0 | 0 | 0 | 0 | 0 | 0 | 0 | 0 |
| Tagoloan II | 1 | 8 | 15 | 83 | 0 | 0 | 0 | 0 | 0 | 0 | 0 | 0 | 0 | 0 | 0 | 0 | 0 | 0 |
| | | 8 | 15 | 83 | 0 | 0 | 0 | 0 | 0 | 0 | 0 | 0 | 0 | 0 | 0 | 0 | 0 | 0 |
| Binidayan | 1 | 0 | 46 | 230 | 0 | 0 | 0 | 0 | 0 | 0 | 0 | 0 | 0 | 0 | 0 | 0 | 0 | 0 |
| | | 0 | 46 | 230 | 0 | 0 | 0 | 0 | 0 | 0 | 0 | 0 | 0 | 0 | 0 | 0 | 0 | 0 |

| REGION PROVINCE CITY/ MUNICIPALITY BARANGAY | | NO. OF AFFECTED | | | No. of ECs | | Inside Evacuation Centers | | | | Outside Evacuation Centers | | | | TOTAL SERVED (CURRENT) | | | |
|--|---|--------------------|----------|---------|------------|-----|---------------------------|-----|---------|-----|----------------------------|-----|---------|-----|------------------------|-----|---------|-----|
| | | Brgys. | Families | Persons | CUM | NOW | Families | | Persons | | Families | | Persons | | Families | | Persons | |
| | | | | | | | CUM | NOW | CUM | NOW | CUM | NOW | CUM | NOW | CUM | NOW | CUM | NOW |
| | | (Inside + Outside) | | | | | | | | | | | | | | | | |
| Maguing | 1 | 34 | 500 | 2,500 | 0 | 0 | 0 | 0 | 0 | 0 | 0 | 0 | 0 | 0 | 0 | 0 | 0 | 0 |
| | | 34 | 500 | 2,500 | 0 | 0 | 0 | 0 | 0 | 0 | 0 | 0 | 0 | 0 | 0 | 0 | 0 | 0 |
| Bubong | 1 | 36 | 4,610 | 18,480 | 0 | 0 | 0 | 0 | 0 | 0 | 0 | 0 | 0 | 0 | 0 | 0 | 0 | 0 |
| | | 36 | 4,610 | 18,480 | 0 | 0 | 0 | 0 | 0 | 0 | 0 | 0 | 0 | 0 | 0 | 0 | 0 | 0 |
| Ditsaan-Ramain | 1 | 30 | 3,080 | 15,400 | 0 | 0 | 0 | 0 | 0 | 0 | 0 | 0 | 0 | 0 | 0 | 0 | 0 | 0 |
| | | 30 | 3,080 | 15,400 | 0 | 0 | 0 | 0 | 0 | 0 | 0 | 0 | 0 | 0 | 0 | 0 | 0 | 0 |
| MAGUINDANAO | 1 | 2 | 286 | 1,430 | 0 | 0 | 0 | 0 | 0 | 0 | 0 | 0 | 0 | 0 | 0 | 0 | 0 | 0 |
| Guindulungan | 1 | 2 | 286 | 1,430 | 0 | 0 | 0 | 0 | 0 | 0 | 0 | 0 | 0 | 0 | 0 | 0 | 0 | 0 |
| | | 2 | 286 | 1,430 | 0 | 0 | 0 | 0 | 0 | 0 | 0 | 0 | 0 | 0 | 0 | 0 | 0 | 0 |

CASUALTIES

| PROVINCE CITY /MUNICIPALITY BARANGAY | QTY | SURNAME | FIRST NAME | MIDDLE NAME | AGE | SEX | ADDRESS | CAUSE | REMARKS | SOURCE OF DATA | VALIDATED |
|---|-----|---------|------------|-------------|-----|------|--|--------------------------|--|--|-----------|
| DEAD | 75 | | | | | | | | | | |
| MIMAROPA | 6 | | | | | | | | | | |
| PALAWAN | 6 | | | | | | | | | | |
| Roxas | 6 | | | | | | | | | | |
| | | Condesa | Joery | Cayao | 33 | Male | Purok Mangingisda, Brgy. 4, Roxas, Palawan | Asphyxia due to drowning | Found 23 December 2021 at the vicinity of Stanlake Island, Roxas, Palawan, Wearing colored black/longsleeve t-shirt with trivial tatto on his right shoulder | Roxas Palawan MPS and Regional MDM Cluster | Yes |

| PROVINCE CITY /MUNICIPALITY BARANGAY | QTY | SURNAME | FIRST NAME | MIDDLE NAME | AGE | SEX | ADDRESS | CAUSE | REMARKS | SOURCE OF DATA | VALIDATED |
|---|-----|------------|------------|-------------|-----|--------|-----------------------------------|--------------------------------------|--|---|-----------|
| | | Eugenio | Joselito | A | 52 | Male | Brgy. Biton, Taytay, Palawan | Asphyxia due to drowning | Found cadaver on 26 December 2021 in the municipality of Roxas PalawanWearing colored green t- shirt with estimated height 5'3' - 5'4' . Claimed and brought by his relatives to Biton, Taytay, Palawan | Roxas Palawan MPS and Regional MDM Cluster | Yes |
| | | Valencia | Rodel | Flores | 44 | Male | Brgy. Biton, Taytay, Palawan | Asphyxia due to drowning | Previously reported missing due to the maritime incident in the vicinity waters of Roxas, Palawan on 19 December 2021 Claimed and brought by his relatives to Biton, Taytay, Palawan | Roxas Palawan MPS and Regional MDM Cluster | Yes |
| | | Villanueva | Cristy | Bantog | 20 | Female | Brgy Abaroan, Roxas, Palawan | Asphyxia Antecedent:Lan dslide | Found cadaver on 18 December 2021, 7:00 AM at the Sitio Bayugon, Brgy Tinitian, Roxas, Palawan, the victim was caught in landslide | Roxas Palawan MPS and Regional MDM Cluster | Yes |
| | | Valencia | Delmar | San Jose | 16 | Male | Brgy. Biton, Taytay, Palawan | Asphyxia by drowning | Cadaver floating at the seashore of Purok 2, Brgy New Barbacan, Roxas, Palawan. | Roxas Palawan MPS and Regional MDM Cluster | Yes |
| | | Molato | Nimuel | Alcasarin | 21 | Male | Brgy. Calawag, Taytay, Palawan | Asphyxia by drowning | Found cadaver at the vicinity waters of Purao Island, Roxas, Palawan wearing black shorts and black long sleeves | Roxas Palawan MPS and Regional MDM Cluster | Yes |
| REGION 6 | 46 | | | | | | | | | | |
| NEGROS OCCIDENTAL | 42 | | | | | | | | | | |
| San Carlos | 2 | | | | | | | | | | |

| PROVINCE CITY /MUNICIPALITY BARANGAY | QTY | SURNAME | FIRST NAME | MIDDLE NAME | AGE | SEX | ADDRESS | CAUSE | REMARKS | SOURCE OF DATA | VALIDATED |
|---|-----|------------|------------|-------------|-----|--------|--|---|------------|----------------|-----------|
| | | Desoyo | Candelario | | 64 | Male | Carmona St., Brgy 1 San Carlos City | Hit by falling tree | | DILG | Yes |
| | | Canete | Imelda | | 62 | Female | Remedio St., Brgy. 3 | T/C Traumatic Bone Injuries | | DILG | Yes |
| Moises Padilla (Magallon) | 3 | | | | | | | | | | |
| | | Valanzuela | Jose Ariel | Dela Torre | 57 | Male | San Julian Mapa, Brgy. Odiong, Moises Padilla, Negros Occidental | Strangulation by Accident | | DILG | Yes |
| | | Gloriba | Rogelio | Grajales | 77 | Male | Brgy. Crossing Magallon, Moises Padilla | Cotton Tree Fell to House of Victim | | DILG | Yes |
| | | Solteda | Clareiz | | 5 | Female | Sitio Agogolo, Brgy. Macagahay | Hit by falling debris | | DILG | Yes |
| Manapla | 1 | | | | | | | | | | |
| | | Lobaton | Fernando | Bermeo | 70 | Male | Sto Nino, Brgy. Tortosa | Drowning | | DILG | Yes |
| La Carlota | 1 | | | | | | | | | | |
| | | Sumiling | Joemar | T | 32 | Male | Along Cristina Road, Brgy. 1, La Carlota City, Negros Occidental | Hit by the falling branches of the mango tree on the road | | DILG | Yes |
| Kabankalan | 11 | | | | | | | | | | |
| | | Valdevieso | Arnel | Roquero | 43 | Male | Brgy Magballo | Drowning | | DILG | Yes |
| | | Omero | Zena | Amar | 33 | Female | Brgy. Linao | Drowning/Flash Flood | | DILG | Yes |
| | | Omero | Jhaneen | Amar | 19 | Female | Brgy. Bantayan | Drowning/Flashf lood | | DILG | Yes |
| | | Lindayao | Leony | B | 66 | Female | Sitio Hulugan, Brgy Carol-an | House was collapsed and was trapped inside | on process | DILG | Yes |
| | | Montecino | Amelia | | 78 | Female | Sitio Pagulaon, Brgy Carol-an | House collapsed and was trapped inside | on process | DILG | Yes |
| | | Billon | Teodora | Oblique | | Female | Park Palong Brgy Magballo | reported missing on previous report but found dead, half buried under the mud | | DILG | Yes |
| | | Florentino | Robina | Poblacion | 46 | Female | Brgy Locotan | declared dead due to drowning | | DILG | Yes |

| PROVINCE CITY /MUNICIPALITY BARANGAY | QTY | SURNAME | FIRST NAME | MIDDLE NAME | AGE | SEX | ADDRESS | CAUSE | REMARKS | SOURCE OF DATA | VALIDATED |
|--|-----|------------|-------------|-------------|-----|--------|---|--|-----------------------------|----------------|-----------|
| | | Florentino | John Paul | Poblacion | 17 | Male | Brgy Locotan | declared dead due to drowning | | DILG | Yes |
| | | Castro | Judith | Bahiyo | 43 | Female | Brgy Locotan | drowning | | DILG | Yes |
| | | Manalo | Nida | | 59 | Male | Brgy Magballo | Drowning | | DILG | Yes |
| | | Belsote | Leo James | L | 12 | Male | Brgy Hilamonan | hit by a fallen mango tree | on process | DILG | Yes |
| Ilog | 2 | | | | | | | | | | |
| | | Daguia | Michael | Bornes | 49 | Male | Prk Aguinaldo, Brgy Calubang | Drowning | | DILG | Yes |
| | | Sevilla | Ariel | Lacson | 22 | Male | Brgy. 1 | Sustained head injury | | DILG | Yes |
| Candoni | 2 | | | | | | | | | | |
| | | Sabio | Nemia | Banay | 47 | Female | Purok 1, Brgy Caningay, Candoni, | Hypothermia | | DILG | Yes |
| | | Baldelovar | Chad Rick | Sabio | 6 | Male | Purok 1, Brgy Caningay, Candoni, | Hypothermia | | DILG | Yes |
| Binalbagan | 1 | | | | | | | | | | |
| | | Nobleza | Virginia | Gardoles | 56 | Female | Brgy Amontay | Cause of Death: Strong winds destroyed house resulted to her death | | DILG | Yes |
| Cauayan | 2 | | | | | | | | | | |
| | | Dela Torre | Romulo | Castro | 66 | Male | Brgy Yao-Yao | | Still gathering information | DILG | Yes |
| | | Barluado | Cresenciano | Engahen | 66 | Male | Brgy. Basak, Cauayan, Negros Occidental | Severe Traumatic Brain Injury due to Falling object | | DILG | Yes |
| Sipalay | 16 | | | | | | | | | | |
| | | Ye | Genieve | | 38 | Female | Brgy Maricalum | Drowning | | DILG | Yes |
| | | Biasong | Maria Feves | | 66 | Female | Brgy. Mambaroto | Drowning | | DILG | Yes |
| | | Fadol | Lyca | | 13 | Female | Brgy. Mambaroto | Drowning | | DILG | Yes |
| | | Magbanua | Armando | | 70 | Male | Brgy. Cabadiangan | Trapped in his residence | | DILG | Yes |
| | | Amaro | Alex | | 38 | Male | Brgy. Cabadiangan | Drowning | | DILG | Yes |
| | | Saratan | Freddie | Lobaton | 17 | Male | Brgy. Gil Montilla | Drowning | | DILG | Yes |
| | | Colasisang | Carlos | | 57 | Male | Brgy. Maricalum | Falling Debris | | DILG | Yes |
| | | Colasisang | Genevive | | 58 | Female | Brgy. Maricalum | Falling Debris | | DILG | Yes |

| PROVINCE CITY /MUNICIPALITY BARANGAY | QTY | SURNAME | FIRST NAME | MIDDLE NAME | AGE | SEX | ADDRESS | CAUSE | REMARKS | SOURCE OF DATA | VALIDATED |
|--|----------|-----------|------------|-------------|-------|--------------|---|---|---|----------------|-----------|
| | | Vallejo | Rosalinda | Abendanio | 78 | Female | Brgy. Cabadiangan | Hypothermia | | DILG | Yes |
| | | Loresto | Vergie | | 72 | Female | Brgy. Cabadiangan | Still gathering information | | DILG | Yes |
| | | Canillo | Pedro | | 65 | Male | Brgy. Cartagena | Was hit by fallen wood | | DILG | Yes |
| | | Berandoy | Dominica | Caballero | | Unidentified | Brgy. Gil Montilla | Drowning | | DILG | Yes |
| | | Gonzales | Rolly | | 50 | Male | Zone 1, Brgy. Cabadiangan | To be determined | | DILG | Yes |
| | | Gilwano | Jealyn | | 13 | Female | Purok Calatong, Brgy. Cabadiangan | died due to flashflood | | DILG | Yes |
| | | Ginancial | Arlene | Chavez | 3 mos | Female | Brgy Mambaroto | Prolong Cold Exposure secondary to Flood | | DILG | Yes |
| | | Uyco | Pearly | Gumata | 18 | Female | Brgy. Gil Montilla | Drowning | | DILG | Yes |
| Bago | 1 | | | | | | | | | | |
| | | Pahilanga | Ma Luisa | Lipat | 67 | Female | Park Sierra Brgy Busay | being verified, on process | | DILG | Yes |
| ILOILO | 2 | | | | | | | | | | |
| Miagao | 1 | | | | | | | | | | |
| | | Fajurano | Antonio | Herivias | 58 | Male | Brgy. Malagyan, Miagao, Iloilo | | Guard House was crushed by a fallen tree where SG Fajurano was posted | DILG | Yes |
| Iloilo City | 1 | | | | | | | | | | |
| | | Caberte | Rosalyn | Canillo | 53 | Female | Zone 5, Brgy. Sambag, Jaro, Iloilo City | A bamboo tree fell on the ground and hit the victim's house | | DILG | Yes |
| GUIMARAS | 2 | | | | | | | | | | |
| Sibunag | 2 | | | | | | | | | | |
| | | Castro | Rudulfo | | 76 | Male | Brgy. Ravina, Sibunag, Guimaras | | Pinned inside their house by an uprooted tree | DILG | Yes |
| | | Palencia | Virginia | | 63 | Female | Brgy. Ravina, Sibunag, Guimaras | | Pinned inside their house by an uprooted tree | DILG | Yes |
| REGION 7 | 2 | | | | | | | | | | |
| BOHOL | 2 | | | | | | | | | | |
| Calape | 2 | | | | | | | | | | |

| PROVINCE CITY /MUNICIPALITY BARANGAY | QTY | SURNAME | FIRST NAME | MIDDLE NAME | AGE | SEX | ADDRESS | CAUSE | REMARKS | SOURCE OF DATA | VALIDATED |
|--|-----|------------|------------|-------------|-----|--------|--------------------|--|--|----------------|-----------|
| | | Laguera | Jessie | | 60 | Male | Aabucayan, Liboron | Drowning | | PNP Calape | Yes |
| | | Dano | Anastacio | | 78 | Male | Tultugan, Calape | Drowning | | PNP Calape | Yes |
| REGION 8 | 16 | | | | | | | | | | |
| SOUTHERN LEYTE | 16 | | | | | | | | | | |
| Malitbog | 5 | | | | | | | | | | |
| | | Manubay | Isabelo | Sibay | 49 | Male | Brgy. Iba | Brain injury secondary to head hit by fallen wall secondary to storm surge due to Typhoon Odette (Trapped in debris inside the house of Mr. Teodoro Lamoste) | With Spot Report and Death Certificate | DILG | Yes |
| | | Lamoste | Teodoro | Hibaya | 28 | Male | Brgy. Taliwa | Brain injury secondary to head hit by fallen wall due to storm surge (Trapped in a falling debris inside his house) | With Spot Report and Death Certificate | DILG | Yes |
| | | Manubay | Divina | Villamor | 59 | Female | Brgy. Iba | Brain injury secondary to head hit by fallen wall due to storm surge (Trapped in debris inside the house of Mr. Teodoro Lamoste) | With Spot Report and Death Certificate | DILG | Yes |
| | | Talisaysay | Ernesto | Agapay | 39 | Male | Brgy. Concepcion | Severe hypothermia secondary to body heavily soaked in rain (Found lifeless in the house of Jonas Ybanez after the typhoon) | With Spot Report and Death Certificate | DILG | Yes |

| PROVINCE CITY /MUNICIPALITY BARANGAY | QTY | SURNAME | FIRST NAME | MIDDLE NAME | AGE | SEX | ADDRESS | CAUSE | REMARKS | SOURCE OF DATA | VALIDATED |
|--|-----|------------|------------|-------------|-----|--------|-------------------|---|--|----------------|-----------|
| | | Miole | Francisco | Batas | 74 | Male | Brgy. Sta. Cruz | Hypoxia secondary to Asphyxia due to storm surge (Found lifeless after the typhoon near the basketball court of Brgy Sta. Cruz) | With Spot Report and Death Certificate | DILG | Yes |
| Maasin | 1 | | | | | | | | | | |
| | | Suganom | Illuminado | | 83 | Male | Brgy. Baugo | Hemorrhage, brain injury, head hit the floor secondary to a fall from sudden forceful contact of the chest by a big wooden post | With Police Report and Death Certificate | DILG | Yes |
| Tomas Oppus | 1 | | | | | | | | | | |
| | | Bernardino | Marcelo | | | Male | Brgy. Inguihan | Multiple traumatic injury from Falling Debris | With Police Report and Death Certificate | DILG | Yes |
| Saint Bernard | 3 | | | | | | | | | | |
| | | Razona | Marcial | Alatraka | 95 | Male | Brgy. Hindag-an | Asphyxia secondary to drowning | With Police Report and Death Certificate | DILG | Yes |
| | | Ayad | Premitiva | Deligero | 84 | Female | Brgy. Hindag-an | Hypothermia secondary to drowning | With Police Report and Death Certificate | DILG | Yes |
| | | Talaro | Leonida | Bungcaras | 76 | Female | Brgy. Hindag-an | Asphyxia from alleged drowning | With Police Report and Death Certificate | DILG | Yes |
| Macrohon | 1 | | | | | | | | | | |
| | | Eco | Ranie Boy | Mabilog | 49 | Male | Brgy. Upper Ichon | Drowning | With Police Report and Death Certificate | DILG | Yes |
| Sogod | 2 | | | | | | | | | | |
| | | Estoria | Rogelio | | 63 | Male | Brgy. Zone II | Found lifeless after the typhoon near the basketball court of Brgy Zone II | With Police Report and Death Certificate | DILG | Yes |
| | | Lora | Agustin | Modina | 84 | Male | Brgy. Mc Arthur | Found lifeless in the victim's house | With Police Report and Death Certificate | DILG | Yes |
| Limasawa | 1 | | | | | | | | | | |

| PROVINCE CITY /MUNICIPALITY BARANGAY | QTY | SURNAME | FIRST NAME | MIDDLE NAME | AGE | SEX | ADDRESS | CAUSE | REMARKS | SOURCE OF DATA | VALIDATED |
|--|-----|---------|------------|-------------|-----|--------|---|--|---|----------------|-----------|
| | | Gato | Sotero | | 72 | Male | Brgy. Magallanes | Multiple organ failure from Multiple physical injuries | With Police Report and Death certificate. | DILG | Yes |
| Padre Burgos | 1 | | | | | | | | | | |
| | | Ranes | Gregorio | Campilan | 68 | Male | Brgy. Laca | Hemorrhage secondary to multiple rib fracture secondary to fallen coconut tree | With Police Report and Death Certificate | DILG | Yes |
| Hinunangan | 1 | | | | | | | | | | |
| | | Acia | Illuminado | A. | 68 | Male | Brgy Bugho | Asphyxia from alleged drowning | With Police report and Death Certificate | DILG | Yes |
| REGION 9 | 1 | | | | | | | | | | |
| ZAMBOANGA DEL NORTE | 1 | | | | | | | | | | |
| Sibutad | 1 | | | | | | | | | | |
| Libay | | Montano | Rene | S | 40 | Male | Sitio Looc, Libay, Sibutad, Zamboanga del Norte | Hit by a falling branch | Died due to cardiopulmonary arrest | CDRRMO | Yes |
| REGION 10 | 4 | | | | | | | | | | |
| BUKIDNON | 2 | | | | | | | | | | |
| San Fernando | 1 | | | | | | | | | | |
| | | Sagubay | Jayson | | 14 | Male | Barangay Dao, San Fernando, Bukidnon | | | DOH | Yes |
| Malitbog | 1 | | | | | | | | | | |
| | | Pahay | Florante | | 44 | Male | Tagmaray, San Luis, Malitbog, Bukidnon | Drowning | | OCD REGION | Yes |
| MISAMIS ORIENTAL | 2 | | | | | | | | | | |
| Claveria | 1 | | | | | | | | | | |
| Sta. Cruz | | Abdece | Estrella | | 43 | Female | Sitio Dumagook, Sta. Cruz, Claveria, Misamis Oriental | Drowning | | DOH | Yes |
| Binuangan | 1 | | | | | | | | | | |
| Mosangot | | Salvaña | Nestor | | 52 | Male | Purok 2, Mosangot, Binuangan | Hit by a fallen Gmelina Tree | Dec. 16, 2021 | DOH | Yes |
| MISSING | 6 | | | | | | | | | | |

| PROVINCE CITY /MUNICIPALITY BARANGAY | QTY | SURNAME | FIRST NAME | MIDDLE NAME | AGE | SEX | ADDRESS | CAUSE | REMARKS | SOURCE OF DATA | VALIDATED |
|--|-----|----------|-------------|-------------|-----|--------|-----------------------------|-----------------------------------|---|----------------|-----------|
| REGION 6 | 2 | | | | | | | | | | |
| NEGROS OCCIDENTAL | 2 | | | | | | | | | | |
| Kabankalan | 2 | | | | | | | | | | |
| | | De Pedro | Albert | Alla | 54 | Male | Brgy Miranda | | Truckdriver driving his dumptruck in Brgy orong was still missing, dumptruck found near river at Brgy Tan-awan, Kabankalan/ with excerpts from Kabankalan PNP spot report | DILG | Yes |
| | | Billon | Teodora | O | 82 | Female | Brgy Magballo | | Found dead included in list of | DILG | Yes |
| REGION 8 | 4 | | | | | | | | | | |
| SOUTHERN LEYTE | 4 | | | | | | | | | | |
| San Juan (Cabalian) | 4 | | | | | | | | | | |
| | | Malubay | Bonifacio | Cagape | 65 | Male | Brgy. Osao | | Awaiting signed police report | DILG | Yes |
| | | Basa | Rolando | Lauson | 56 | Male | Brgy. Agay-ay | | Awaiting signed police report | DILG | Yes |
| | | Falcon | Narciso | Fegi | 60 | Male | Brgy. Agay-ay | | Awaiting signed police report | DILG | Yes |
| | | Alameda | Antonio | Perez | 74 | Male | Brgy. Agay-ay | | Awaiting signed police report | DILG | Yes |
| INJURED/ ILL | 188 | | | | | | | | | | |
| REGION 6 | 59 | | | | | | | | | | |
| NEGROS OCCIDENTAL | 59 | | | | | | | | | | |
| San Carlos | 1 | | | | | | | | | | |
| | | Abellana | Ma Cristina | | 9 | Female | Brgy Ermita | | | DILG | Yes |
| Moises Padilla (Magallon) | 2 | | | | | | | | | | |
| | | Soltida | Nonita | | 62 | Female | | lacerated wound at face area | | DILG | Yes |
| | | Magbanua | Aurelio | | 53 | Male | | lacerated wound at left leg | | DILG | Yes |
| Sipalay | 56 | | | | | | | | | | |
| | | Tingson | Xiane Nick | | 8 | Male | Brgy Canturay, Sipalay City | dogbite upper lip and nose bridge | | DILG | Yes |

| PROVINCE CITY /MUNICIPALITY BARANGAY | QTY | SURNAME | FIRST NAME | MIDDLE NAME | AGE | SEX | ADDRESS | CAUSE | REMARKS | SOURCE OF DATA | VALIDATED |
|---|-----|------------|-------------|-------------|-----|--------|---------------------------------|--|---------|----------------|-----------|
| | | Relado | Selwyn | | 17 | Female | Brgy 3 | lacerate wound left foot | | DILG | Yes |
| | | Deluna | Ma. Fe | | 48 | Female | Brgy 2 | punctured would left | | DILG | Yes |
| | | Labrador | Elsa | | 51 | Male | Brgy Gil Montilla, Sipalay City | lacerated wound left plantar area | | DILG | Yes |
| | | Caballero | Donald | | 32 | Male | Brgy Cabadiangan, Sipalay City | lacerated wound right foot | | DILG | Yes |
| | | Dela Cruz | Felizardo | | 67 | Male | Brgy Cabadiangan, Sipalay City | puncture wound right leg | | DILG | Yes |
| | | Gilwano | Pinky | | 43 | Female | Brgy Cabadiangan, Sipalay City | hematoma right foot,multiple abrasions | | DILG | Yes |
| | | Canona | Eddie | | 68 | Male | Brgy 5, Sipalay City | deformity left thigh | | DILG | Yes |
| | | Ballon | Tessie | | 32 | Female | Brgy Gil Montilla, Sipalay City | lacerated wound right wrist | | DILG | Yes |
| | | Oliverio | Monalisa | | 49 | Female | Brgy 3, Sipalay City | punctured wound right foot | | DILG | Yes |
| | | Lorca | Elizabeth | | 52 | Female | Brgy Mambaroto, Sipalay City | lacerated wound plantar area | | DILG | Yes |
| | | Belibestre | Shad | | 14 | Male | Brgy Gil Montilla, Sipalay City | punctured wound right foot | | DILG | Yes |
| | | Cordilla | Chilo | | 28 | Male | Brgy Cabadiangan, Sipalay City | punctured wound right foot | | DILG | Yes |
| | | Cajolo | Marowina | | 26 | Female | Brgy 3, Sipalay City | punctured wound left thumb | | DILG | Yes |
| | | Lorca | John Mark | | 26 | Male | Mambaroto, Sipalay City | punctured wound right big toe | | DILG | Yes |
| | | Saulda | Reymar | | 15 | Male | Manlucahoc, Sipalay City | lacerated wound left foot | | DILG | Yes |
| | | Maloto | Robert John | | 38 | Male | Brgy 5, Sipalay City | lacerated wound left foot | | DILG | Yes |
| | | Ligan | Michelle | | 38 | Female | Mambaroto, Sipalay City | punctured wound left buttocks | | DILG | Yes |
| | | Teodoro | Von | | 9 | Male | Brgy 5, Sipalay City | punctured wound right hand | | DILG | Yes |
| | | Bendersin | Warren | | 16 | Male | Cabadiangan, Sipalay | abrasions both knee and elbow sec v/a | | DILG | Yes |

| PROVINCE CITY /MUNICIPALITY BARANGAY | QTY | SURNAME | FIRST NAME | MIDDLE NAME | AGE | SEX | ADDRESS | CAUSE | REMARKS | SOURCE OF DATA | VALIDATED |
|---|-----|-----------|--------------|-------------|-----|--------|--------------------------|---------------------------------------|---------|----------------|-----------|
| | | Galabo | Arvin | | 16 | Male | Brgy 5, Sipalay City | abrasions both knee and elbow sec v/a | | DILG | Yes |
| | | Garcia | Michlyn | | 8 | Female | Brgy Maricalum, Sipalay | dogbite right leg | | DILG | Yes |
| | | Villarin | Mark | | 18 | Male | Cartagena, Sipalay | punctured wound left buttocks | | DILG | Yes |
| | | Nuniala | Gene Boy | | 30 | Male | Gil Montilla, Sipalay | punctured wound left foot | | DILG | Yes |
| | | Amandoron | Rizalde | | 60 | Male | Brgy 3, Sipalay City | hacked wound right foot | | DILG | Yes |
| | | Arellano | Ruben | | 60 | Male | Nabulao, Sipalay City | lacerated wound left foot | | DILG | Yes |
| | | Bao | Christian | | 28 | Male | Gil Montilla, Sipalay | abrasion right knee sec V/A | | DILG | Yes |
| | | Guillermo | Jojo | | 32 | Male | Manlucahoc, Sipalay City | lacerated wound right foot | | DILG | Yes |
| | | Parado | Elizabeth | | 44 | Female | Gil Montilla, Sipalay | lacerated wound left foot | | DILG | Yes |
| | | Ramirez | Acodencia | | 69 | Female | Mambaroto, Sipalay City | lacerated wound left foot | | DILG | Yes |
| | | Escuerdo | Antonio | | 50 | Male | Cayhadan, Sipalay | lacerated wound left leg and hand | | DILG | Yes |
| | | Patajo | Cris Anthony | | 24 | Male | Maricalum, Sipalay City | lacerated wound right foot | | DILG | Yes |
| | | Bandiola | Joesie | | 26 | Female | Gil Montilla, Sipalay | punctured wound left foot | | DILG | Yes |
| | | Gulmatico | Jester John | | 13 | Male | Brgy 2, Sipalay City | punctured wound left leg | | DILG | Yes |
| | | Flores | Joram | | 43 | Male | Gil Montilla, Sipalay | abrasions knee and hand | | DILG | Yes |
| | | Dela Cruz | Maria | | 80 | Female | Manlucahoc, Sipalay City | lacerated wound left foot | | DILG | Yes |
| | | Aurelio | Reynaldo | | 51 | Male | Brgy 2, Sipalay City | lacerated wound left forearm sec fall | | DILG | Yes |
| | | Bravo | Edjermil | | 20 | Male | San Jose, Sipalay City | punctured wound left foot | | DILG | Yes |
| | | Taybo | Marinel | | 8 | Female | Brgy 4, Sipalay City | dogbite left foot | | DILG | Yes |
| | | Esponilla | Severino | | 45 | Male | Gil Montilla, Sipalay | lacerated wound left foot | | DILG | Yes |
| | | Montano | Joie | | 51 | Male | Gil Montilla, Sipalay | punctured wound right | | DILG | Yes |

| PROVINCE CITY /MUNICIPALITY BARANGAY | QTY | SURNAME | FIRST NAME | MIDDLE NAME | AGE | SEX | ADDRESS | CAUSE | REMARKS | SOURCE OF DATA | VALIDATED |
|--|------------|-------------|-------------|-------------|-----|--------|----------------------------|---------------------------------|---------|----------------|-----------|
| | | Himarangan | Justine | | 10 | Male | Canturay, Sipalay City | swelling left knee | | DILG | Yes |
| | | Santisteban | Regio | | 49 | Female | Maricalum, Sipalay City | punctured wound right foot | | DILG | Yes |
| | | Tamayo | Analie | | 53 | Female | Mambaroto, Sipalay City | lacerated wound right foot | | DILG | Yes |
| | | Tanjian | Eduard | | 33 | Male | Brgy 5 Sipalay City | lacerated wound right foot | | DILG | Yes |
| | | Teodoro | Nina | | 61 | Female | Brgy 2, Sipalay City | swelling and abrasion forehead | | DILG | Yes |
| | | Sapio | Quintillano | | 59 | Male | Canturay, Sipalay City | lacerated wound right hand | | DILG | Yes |
| | | Garinga | Raymond | | 12 | Male | Maricalum, Sipalay City | punctured wound left foot | | DILG | Yes |
| | | Dy | Vicenta | | 83 | Female | Cayhagan, Sipalay City | punctured wound both feet | | DILG | Yes |
| | | Amolo | Ma. Nena | | 61 | Female | Maricalum, Sipalay City | punctured wound feet | | DILG | Yes |
| | | Postrado | Bernie | | 25 | Male | Mambaroto, Sipalay City | lacerated wound left foot | | DILG | Yes |
| | | Dayanan | Rainier | | 17 | Male | Gil Montilla, Sipalay | lacerated wound right foot | | DILG | Yes |
| | | Villafuerte | Ranilo | | 49 | Male | Manlucahoc, Sipalay City | lacerated wound left shoulder | | DILG | Yes |
| | | Acotanza | Jeremias | | 43 | Male | Gil Montilla, Sipalay City | abrasions right hand | | DILG | Yes |
| | | Ferrer | Japhet | | 24 | Male | Cayhagan, Sipalay City | lacerated wound both feet | | DILG | Yes |
| | | Satiniaman | Edmark | | 26 | Male | Brgy 4 | punctured wound right sole | | DILG | Yes |
| REGION 7 | 2 | | | | | | | | | | |
| BOHOL | 2 | | | | | | | | | | |
| Calape | 2 | | | | | | | | | | |
| | | Rulona | Bonifacio | | 75 | Male | | Hit by coconut and mango trees. | | PNP Calape | Yes |
| | | Corpuz | Juanario | | 92 | Female | | Hit by coconut and mango trees. | | PNP Calape | Yes |
| REGION 8 | 112 | | | | | | | | | | |
| SOUTHERN LEYTE | 94 | | | | | | | | | | |
| Macrohon | 47 | | | | | | | | | | |

| PROVINCE CITY /MUNICIPALITY BARANGAY | QTY | SURNAME | FIRST NAME | MIDDLE NAME | AGE | SEX | ADDRESS | CAUSE | REMARKS | SOURCE OF DATA | VALIDATED |
|---|-----|-----------|-------------------|-------------|-----|--------|-----------------------------------|---------|-----------------|-------------------|-----------|
| | | MADERA | FELIPE | | 42 | Male | Brgy. Sta. Cruz | Injured | Treated on site | HEARS - DOH | Yes |
| | | GULITIANO | JAY | | 40 | Male | Brgy. San Joaquin | Injured | Treated on site | HEARS - DOH | Yes |
| | | MAUREAL | JIMMY | | 56 | Male | Brgy. Molopolo | Injured | Treated on site | HEARS - DOH | Yes |
| | | MONTER | EDUARDO | | 52 | Male | Brgy. Sta. Cruz | Injured | Treated on site | HEARS - DOH | Yes |
| | | MAUREAL | CHARLES MATHEW | | 8 | Male | Brgy. Sta. Cruz | Injured | Treated on site | HEARS - DOH | Yes |
| | | MASPATOC | ARFIL | | 21 | Female | Brgy. Sta. Cruz | Injured | Treated on site | HEARS - DOH | Yes |
| | | FERNANDEZ | BELARMINO | | | Male | Brgy. Sta. Cruz | Injured | Treated on site | HEARS - DOH | Yes |
| | | LINGO | ROSALINA | | 51 | Female | Brgy. Sta. Cruz | Injured | Treated on site | HEARS - DOH | Yes |
| | | BILAD | ZANDER JAY | | 15 | Male | Brgy. Sta. Cruz | Injured | Treated on site | HEARS - DOH | Yes |
| | | AIRON | EBRADO | | 18 | Male | Brgy. San Joaquin | Injured | Treated on site | HEARS - DOH | Yes |
| | | AMANTE | REZALYN | | 7 | Female | Brgy. Sto. Rosario | Injured | Treated on site | HEARS - DOH | Yes |
| | | ANDO | BEJEME | | 20 | Male | Brgy. San Joaquin | Injured | Treated on site | HEARS - DOH | Yes |
| | | OSCAR | ESTELA | | 52 | Female | Brgy. San Vicente | Injured | Treated on site | HEARS - DOH | Yes |
| | | ISMA | MICHAEL | | 11 | Male | Brgy. San Joaquin | Injured | Treated on site | HEARS - DOH | Yes |
| | | GARCIA | JANE TREXIE | | 12 | Female | Brgy. Sta. Cruz | Injured | Treated on site | HEARS - DOH | Yes |
| | | ISMA | MICHAEL | | 11 | Male | Brgy. San Joaquin | Injured | Treated on site | HEARS - DOH | Yes |
| | | MAITEM | VICTORIANO | | 53 | Male | Brgy. Sta. Cruz | Injured | Treated on site | HEARS - DOH | Yes |
| | | VILLAMOR | ALON | | 52 | Female | Brgy. Sta. Cruz | Injured | Treated on site | HEARS -DOH | Yes |
| | | CANO | IAN | | 42 | Male | Brgy. Luhon | Injured | Treated on site | HEARS - DOH | Yes |
| | | MONTER | SOFRINO | | 46 | Male | | Injured | Treated on site | HEARS - DOH | Yes |
| | | MAUREAL | RENANTE | | 46 | Male | Brgy. Sta. Cruz | Injured | Treated on site | HEARS - DOH | Yes |
| | | MONTABON | JAYSON | | 10 | Male | Brgy. San Joaquin | Injured | Treated on site | HEARS -DOH | Yes |
| | | ISMA | JOHAMAS | | 19 | Male | Brgy. San Joaquin | Injured | Treated on site | HEARS - DOH | Yes |
| | | SOMBRADO | CONCHITA | | 60 | Female | Brgy. Sta. Cruz | Injured | Treated on site | HEARS - DOH | Yes |
| | | KINAZO | LUZVIMINDA | | 55 | Female | Brgy. Canlusay | Injured | Treated on site | HEARS - DOH | Yes |
| | | MAUCESA | LUDWICK LIAM | | 8 | Male | | Injured | Treated on site | HEARS - DOH | Yes |
| | | ENCLUNA | SABINA | | 57 | Female | Brgy. San Vicente Poblacion | Injured | Treated on site | HEARS - DOH | Yes |

| PROVINCE CITY /MUNICIPALITY BARANGAY | QTY | SURNAME | FIRST NAME | MIDDLE NAME | AGE | SEX | ADDRESS | CAUSE | REMARKS | SOURCE OF DATA | VALIDATED |
|---|-----|------------|-------------|-------------|-----|--------|----------------------------------|---------|-----------------|----------------|-----------|
| | | MARTINEZ | CARMELA | | 40 | Male | Brgy. San Joaquin | Injured | Treated on site | HEARS - DOH | Yes |
| | | BISAYA | CONDRADO | | 50 | Male | Brgy. Sta. Cruz | Injured | Treated on site | HEARS - DOH | Yes |
| | | MAGPATO JR | ISIDRO | | 46 | Male | Brgy. Sta. Cruz | Injured | Treated on site | HEARS - DOH | Yes |
| | | ARONG | ALJEVAN | | 16 | Male | Brgy. Canlusay | Injured | Treated on site | HEARS - DOH | Yes |
| | | LUQUINARIO | MARCELO | | 52 | Male | Brgy. Rizal | Injured | Treated on site | HEARS - DOH | Yes |
| | | MAGPATOC | JANA | | 36 | Female | Brgy. Sto. Rosario | Injured | Treated on site | HEARS - DOH | Yes |
| | | MACOTO | MARIE JANE | | 24 | Male | Brgy. Rizal | Injured | Treated on site | HEARS - DOH | Yes |
| | | MAUREAL | DARWIN | | 48 | Male | Brgy. Canlusay | Injured | Treated on site | HEARS - DOH | Yes |
| | | BERNADES | GILBERT | | 30 | Male | Brgy. Sta. Cruz | Injured | Treated on site | HEARS - DOH | Yes |
| | | AMPATIN | JOHN ALDRIN | | 32 | Male | Brgy. Sta. Rosario | Injured | Treated on site | HEARS - DOH | Yes |
| | | SALVAJAN | RUEL | | 45 | Male | Brgy. Sta. Cruz | Injured | Treated on site | HEARS - DOH | Yes |
| | | MAGPATO JR | ISIDRO | | 46 | Male | Brgy. Sta. Cruz | Injured | Treated on site | HEARS - DOH | Yes |
| | | ARONG | ALJEVAN | | 16 | Male | Brgy. Canlusay | Injured | Treated on site | HEARS - DOH | Yes |
| | | LUQUINARIO | MARCELO | | 52 | Male | Brgy. Rizal | Injured | Treated on site | HEARS - DOH | Yes |
| | | MAGPATOC | JANA | | 36 | Female | Brgy. Sto. Rosario | Injured | Treated on site | HEARS - DOH | Yes |
| | | MACOTO | MARIE JANE | | 24 | Male | Brgy. Rizal | Injured | Treated on site | HEARS - DOH | Yes |
| | | MAUREAL | DARWIN | | 48 | Male | Brgy. Canlusay | Injured | Treated on site | HEARS - DOH | Yes |
| | | BERNADES | GILBERT | | 30 | Male | Brgy. Sta. Cruz | Injured | Treated on site | HEARS - DOH | Yes |
| | | AMPATIN | JOHN ALDRIN | | 32 | Male | Brgy. Sta. Rosario | Injured | Treated on site | HEARS - DOH | Yes |
| | | SALVAJAN | RUEL | | 45 | Male | Brgy. Sta. Cruz | Injured | Treated on site | HEARS - DOH | Yes |
| San Juan (Cabalian) | 16 | | | | | | | | | | |
| | | LABAO | JESSIE | | | Male | BRGY GARRIDO, SAN JUAN, S LEYTE | INJURED | TREATED ON SITE | HEARS | Yes |
| | | BARETTO | EDGAR JOHN | | | Male | BRGY SAN JOSE, SAN JUAN, S LEYTE | INJURED | TREATED ON SITE | HEARS | Yes |
| | | CAONG | MATT | | | Male | BRGY SAN JOSE, SAN JUAN, S LEYTE | INJURED | TREATED ON SITE | HEARS | Yes |
| | | NUEZ | IVAN | | | Male | BRGY SAN JOSE, SAN JUAN, S LEYTE | INJURED | TREATED ON SITE | HEARS | Yes |
| | | BAHAN | ROMEO | | | Male | BRGY BASAK, SAN JUAN, S LEYTE | INJURED | TREATED ON SITE | HEARS | Yes |

| PROVINCE CITY /MUNICIPALITY BARANGAY | QTY | SURNAME | FIRST NAME | MIDDLE NAME | AGE | SEX | ADDRESS | CAUSE | REMARKS | SOURCE OF DATA | VALIDATED |
|---|-----|------------|---------------|-------------|-----|--------|--|--------------------|--------------------|-------------------|-----------|
| | | MARTINEZ | JUNREY | | | Male | BRGY GARRIDO, SAN JUAN, S LEYTE | INJURED | TREATED ON SITE | HEARS | Yes |
| | | CORDOVEZ | NOEME | | | Female | BRGY MINOYHO, SAN JUAN, S LEYTE | INJURED | TREATED ON SITE | HEARS | Yes |
| | | GOTIAY | MASLOWE | | | Male | BRGY STA CRUZ, SAN JUAN, S LEYTE | INJURED | TREATED ON SITE | HEARS | Yes |
| | | CELESTE | JEFF CLIFFORD | | | Male | BRGY STA CRUZ, SAN JUAN, S LEYTE | INJURED | TREATED ON SITE | HEARS | Yes |
| | | LAPLAP | DUSTINE | | | Male | BRGY STA CRUZ, SAN JUAN, S LEYTE | INJURED | TREATED ON SITE | HEARS | Yes |
| | | GETES | SOUTHLY | | | Male | BRGY STA CRUZ, SAN JUAN, S LEYTE | INJURED | TREATED ON SITE | HEARS | Yes |
| | | JAMOLO | HERACLEO | | | Male | BRGY SOMOJE, SAN JUAN, S LEYTE | INJURED | TREATED ON SITE | HEARS | Yes |
| | | TIMKANG | DEXTER | | | Male | BRGY SOMOJE, SAN JUAN, S LEYTE | INJURED | TREATED ON SITE | HEARS | Yes |
| | | FLORES | JOY | | | Male | BRGY SOMOJE, SAN JUAN, S LEYTE | INJURED | TREATED ON SITE | HEARS | Yes |
| | | TAMPUS | JOEL | | | Male | BRGY SOMOJE, SAN JUAN, S LEYTE | INJURED | TREATED ON SITE | HEARS | Yes |
| | | MERCADO | CORY | | | Female | BRGY STA CRUZ, SAN JUAN, S LEYTE | INJURED | TREATED ON SITE | HEARS | Yes |
| Pintuyan | 31 | | | | | | | | | | |
| | | TINOLA | MANUEL | | | Male | PINTUYAN, S. LEYTE | LACERATED WOUND | OPD | HEARS | Yes |
| | | NITUDA | JERLAN | | | Male | PINTUYAN, S. LEYTE | LACERATED WOUND | OPD | HEARS | Yes |
| | | DE LA VEGA | MARINO | | | Male | PINTUYAN, S. LEYTE | LACERATED WOUND | OPD | HEARS | Yes |
| | | PIAD | RICA MAE | | | Female | PINTUYAN, S. LEYTE | LACERATED WOUND | OPD | HEARS | Yes |
| | | OCLARIT | KHIMWILL | | | Male | PINTUYAN, S. LEYTE | LACERATED WOUND | OPD | HEARS | Yes |
| | | SAJOLGA | ANALIZA | | | Female | PINTUYAN, S. LEYTE | LACERATED WOUND | OPD | HEARS | Yes |

| PROVINCE CITY /MUNICIPALITY BARANGAY | QTY | SURNAME | FIRST NAME | MIDDLE NAME | AGE | SEX | ADDRESS | CAUSE | REMARKS | SOURCE OF DATA | VALIDATED |
|--|-----|-----------|-----------------|-------------|-----|--------|--------------------|-----------------|---------|----------------|-----------|
| | | GEALOGO | NESTOR | | | Male | PINTUYAN, S. LEYTE | LACERATED WOUND | OPD | HEARS | Yes |
| | | AMPER | JOHN PAUL | | | Male | PINTUYAN, S. LEYTE | LACERATED WOUND | OPD | HEARS | Yes |
| | | MARGA | JOHN MICHAEL | | | Male | PINTUYAN, S. LEYTE | LACERATED WOUND | OPD | HEARS | Yes |
| | | CASTOLO | ALVIN | | | Male | PINTUYAN, S. LEYTE | LACERATED WOUND | OPD | HEARS | Yes |
| | | TOBALADO | RYLENE | | | Male | PINTUYAN, S. LEYTE | LACERATED WOUND | OPD | HEARS | Yes |
| | | JASAY | JONATHAN | | | Male | PINTUYAN, S. LEYTE | LACERATED WOUND | OPD | HEARS | Yes |
| | | PERTIN | MEL JOHN | | | Male | PINTUYAN, S. LEYTE | LACERATED WOUND | OPD | HEARS | Yes |
| | | GANDA | REMELDA | | | Female | PINTUYAN, S. LEYTE | LACERATED WOUND | OPD | HEARS | Yes |
| | | MOSOT | MAXIMO JR | | | Male | PINTUYAN, S. LEYTE | LACERATED WOUND | OPD | HEARS | Yes |
| | | ASUNCION | BEINVENIDO | | | Male | PINTUYAN, S. LEYTE | LACERATED WOUND | OPD | HEARS | Yes |
| | | PELGIRO | MAGELLAN | | | Male | PINTUYAN, S. LEYTE | LACERATED WOUND | OPD | HEARS | Yes |
| | | MIGUELLAR | REMAR | | | Male | PINTUYAN, S. LEYTE | LACERATED WOUND | OPD | HEARS | Yes |
| | | MOSOT | LYNDON | | | Male | PINTUYAN, S. LEYTE | LACERATED WOUND | OPD | HEARS | Yes |
| | | ALAPAG | JULIUS | | | Male | PINTUYAN, S. LEYTE | LACERATED WOUND | OPD | HEARS | Yes |
| | | RANQUE | MARIA GERALDINE | | | Female | PINTUYAN, S. LEYTE | LACERATED WOUND | OPD | HEARS | Yes |
| | | ACASIO | JOSHUA DAVE | | | Male | PINTUYAN, S. LEYTE | LACERATED WOUND | OPD | HEARS | Yes |
| | | BONGCAYAO | HOWARD | | | Male | PINTUYAN, S. LEYTE | LACERATED WOUND | OPD | HEARS | Yes |
| | | LEGASPI | ALLIYAH NOVA | | | Female | PINTUYAN, S. LEYTE | LACERATED WOUND | OPD | HEARS | Yes |
| | | AMPER | HARTLEE | | | Male | PINTUYAN, S. LEYTE | LACERATED WOUND | OPD | HEARS | Yes |
| | | DAPAL | HARMEL | | | Male | PINTUYAN, S. LEYTE | LACERATED WOUND | OPD | HEARS | Yes |
| | | MORA | JOEL | | | Male | PINTUYAN, S. LEYTE | LACERATED WOUND | OPD | HEARS | Yes |
| | | TOLIBAS | NIMFA | | | Female | PINTUYAN, S. LEYTE | LACERATED WOUND | OPD | HEARS | Yes |

| PROVINCE CITY /MUNICIPALITY BARANGAY | QTY | SURNAME | FIRST NAME | MIDDLE NAME | AGE | SEX | ADDRESS | CAUSE | REMARKS | SOURCE OF DATA | VALIDATED |
|--|-----|----------|-----------------|-------------|-----|--------|-------------------------------|---|-----------------|----------------|-----------|
| | | GALAPIN | GIBSON | | | Male | PINTUYAN, S. LEYTE | LACERATED WOUND | OPD | HEARS | Yes |
| | | TORRES | JOHN HAVEN | | | Male | SANTA CRUZ, PINTUYAN, S LEYTE | Acute Gstroentiritis with moderate Moderate Dehydration | OPD | HEARS | Yes |
| | | BARNACIA | JIA | | | Female | LUBO, PINTUYAN, S LEYTE | Acute Gstroentiritis with moderate Moderate Dehydration | OPD | HEARS | Yes |
| LEYTE | 14 | | | | | | | | | | |
| Tacloban | 1 | | | | | | | | | | |
| | | SAGA | LAUREANA | | 67 | Female | Lower Villa, Tacloban | Injured | Treated on site | HEARS -DOH | Yes |
| Kananga | 3 | | | | | | | | | | |
| | | OLEDAN | AQUILINO | | 60 | Male | Brgy. San Isidro | Injured | Treated on site | HEARS - DOH | Yes |
| | | ALLANIC | JADE | | 6 | Male | Brgy. Tagaytay | Injured | Treated on site | HEARS - DOH | Yes |
| | | MOSQUITO | MAR | | 30 | Male | Brgy. Libongao | Injured | Treated on site | HEARS - DOH | Yes |
| Dulag | 10 | | | | | | | | | | |
| | | LERIOS | JERRY | | 47 | Male | Brgy. San Vicente | Injured | Treated on site | HEARS - DOH | Yes |
| | | BAUTISTA | MARLON ROY | | 22 | Male | Brgy. Market Site | Injured | Treated on site | HEARS - DOH | Yes |
| | | LUDO | DALE | | 11 | Male | Brgy. San Jose | Injured | Treated on site | HEARS - DOH | Yes |
| | | TEJOME | ALIQUE | | 51 | Male | Brgy. Buntay | Injured | Treated on site | HEARS - DOH | Yes |
| | | MARTIN | JAYMAR | | 30 | Male | Brgy. Buntay | Injured | Treated on site | HEARS - DOH | Yes |
| | | PACO | MICKO | | 23 | Male | Brgy. Sungi | Injured | Treated on site | HEARS - DOH | Yes |
| | | LUSADIO | EDGAR | | 60 | Male | Brgy. Romualdez | Injured | Treated on site | HEARS - DOH | Yes |
| | | DE PAZ | DARYL | | 45 | Male | Brgy. Luan | Injured | Treated on site | HEARS - DOH | Yes |
| | | PITOGO | ARLO | | 53 | Male | Brgy. Luan | Injured | Treated on site | HEARS - DOH | Yes |
| | | ACOSTA | BRIAN | | 19 | Male | Brgy. Barbo | Injured | Treated on site | HEARS - DOH | Yes |
| EASTERN SAMAR | 4 | | | | | | | | | | |
| Hernani | 1 | | | | | | | | | | |
| | | AVON | RICKY | | 29 | Male | Brgy. Poblacion | Injured | Treated on site | HEARS - DOH | Yes |
| Jipapad | 2 | | | | | | | | | | |
| | | BERNAS | JOSEPHINE KLINT | | 10 | Male | Brgy. 1 | Injured | Treated on site | HEARS - DOH | Yes |
| | | RIVERA | JOSEPHINE | | 35 | Female | Brgy/ 4 | Injured | Treated on site | HEARS- DOH | Yes |
| Lawaan | 1 | | | | | | | | | | |

| PROVINCE CITY /MUNICIPALITY BARANGAY | QTY | SURNAME | FIRST NAME | MIDDLE NAME | AGE | SEX | ADDRESS | CAUSE | REMARKS | SOURCE OF DATA | VALIDATED |
|--|-----------|--------------|------------|-------------|-----|--------|-----------------------|---|--|-----------------------|-----------|
| | | SUMALLO | MARK | | 30 | Male | Brgy. Bulusao, Lawaan | Injured | Treated on site | HEARS - DOH | Yes |
| REGION 9 | 2 | | | | | | | | | | |
| ZAMBOANGA DEL NORTE | 2 | | | | | | | | | | |
| Dapitan | 2 | | | | | | | | | | |
| | | Andag | Geramay | | 19 | Female | | | Sustained injury from being hit by uprooted tree | CDRRMO | Yes |
| | | Fernandez | Cyril | | 42 | Female | | | Sustained injury from being hit by uprooted tree | CDRRMO | Yes |
| REGION 10 | 13 | | | | | | | | | | |
| MISAMIS ORIENTAL | 13 | | | | | | | | | | |
| Cagayan de Oro | 1 | | | | | | | | | | |
| | | Moralde | Angelito | | 35 | Male | Purok 1, Gusa, CDO | Commuter hit by rocks at Sumilao during rockfall incident | | OCD REGION | Yes |
| Gingog | 12 | | | | | | | | | | |
| | | Montesclaro | Jenny | | 16 | Male | Zone 7 Brgy 19 | puncture wound (nail) | treated | CDRRMO Gingog City | Yes |
| | | Eastanol | Remar | | 18 | Male | Zone 3 brgy 19 | trauma - stainless steel fell on back | treated | CDRRMO Gingog City | Yes |
| | | gaborno | francisco | | 22 | Male | p1 brgy santiago | laceration - iron roofing | treated | CDRRMO Gingog City | Yes |
| | | nalia | romnick | | 30 | Male | p6 brgy santiago | trauma - tree fell on back | treated | CDRRMO Gingog City | Yes |
| | | magsacay jr. | cardinal | | 51 | Male | p1 brgy 25 | laceration - iron roofing | treated | CDRRMO Gingog City | Yes |
| | | magsacay | clarence | | 7 | Male | p1 brgy 25 | laceration - iron roofing | treated | CDRRMO Gingog City | Yes |
| | | magalzo | leonardo | | 55 | Male | zone 9 brgy 19 | cuts by debris | treated | CDRRMO Gingog City | Yes |
| | | zarate | catherine | | 27 | Female | zone 4 brgy 19 | s?all cuts caused by floatong debris | treated | CDRRMO Gingog City | Yes |
| | | zarate | ricardo | | 66 | Male | zone 4 brgy 19 | s?all cuts caused by floatong debris | treated | CDRRMO Gingog City | Yes |
| | | zarate | renante | | 23 | Male | zone 4 brgy 19 | s?all cuts caused by floatong debris | treated | CDRRMO Gingog City | Yes |

| PROVINCE CITY /MUNICIPALITY BARANGAY | QTY | SURNAME | FIRST NAME | MIDDLE NAME | AGE | SEX | ADDRESS | CAUSE | REMARKS | SOURCE OF DATA | VALIDATED |
|--|-----|----------|------------|-------------|-----|------|----------------|--------------------------------------|---------|-----------------------|-----------|
| | | balatero | welbert | | 35 | Male | zone 4 brgy 19 | puncture wound - nail | treated | CDRRMO Gingog City | Yes |
| | | lumbab | leonel | | 28 | Male | zone 4 brgy 19 | s?all cuts caused by floatong debris | treated | CDRRMO Gingog City | Yes |

ROADS AND BRIDGES

| REGION PROVINCE CITY /MUNICIPALITY BARANGAY | | TYPE | CLASSIFICATION | ROAD SECTION/BRIDGE | STATUS | DATE REPORTED (passable) | TIME REPORTED (passable) | DATE REPORTED (not passable) | TIME REPORTED (not passable) | REMARKS |
|---|-----|--------|--------------------|---|------------------------------------|--------------------------|--------------------------|------------------------------|------------------------------|--|
| GRAND TOTAL | 268 | | | | | | | | | |
| MIMAROPA | 31 | | | | | | | | | |
| PALAWAN | 31 | | | | | | | | | |
| Puerto Princesa | 26 | | | | | | | | | |
| Langogan | | Bridge | National (primary) | Puerto Princesa North Road (S00030PW) Langogan Bridge K0081+223 | PATV - PASSABLE ALL TYPES VEHICLES | 23 December 2021 | 06:26 pm | 19 December 2021 | | Newly constructed Langogan Bridge is now passable to traffic |
| Langogan | | Road | National (primary) | Puerto Princesa North Road (S00030PW) K0081+300 | PATV - PASSABLE ALL TYPES VEHICLES | 22 December 2021 | | 18 December 2021 | | -Soil collapsed 20m width and approximately 70 cu.m. -Two lane passable to all types of vehicles. -Clearing operations completed, |
| Langogan | | Road | National (primary) | Puerto Princesa North Road (S00030PW) K0082+100 | PATV - PASSABLE ALL TYPES VEHICLES | 22 December 2021 | | 18 December 2021 | | -Soil collapsed 20m width and approximately 100 cu.m. -Two lane passable to all types of vehicles. -Clearing operations completed, |

| REGION PROVINCE CITY /MUNICIPALITY BARANGAY | | TYPE | CLASSIFICATION | ROAD SECTION/BRIDGE | STATUS | DATE REPORTED (passable) | TIME REPORTED (passable) | DATE REPORTED (not passable) | TIME REPORTED (not passable) | REMARKS |
|---|--|------|--------------------|--|------------------------------------|--------------------------|--------------------------|------------------------------|------------------------------|--|
| Langogan | | Road | National (primary) | Puerto Princesa North Road (S00030PW) K0082+150 | PATV - PASSABLE ALL TYPES VEHICLES | 22 December 2021 | | 18 December 2021 | | -Soil collapse 40m width and approximately 90cu.m. -Two lane passable to all types of vehicles. -Clearing operations completed |
| Langogan | | Road | National (primary) | Puerto Princesa North Road (S00030PW) K0082+800 | PTLV - PASSABLE TO LIGHT VEHICLES | 27 December 2021 | | 18 December 2021 | | Two lanes passable to all types of vehicles. |
| Langogan | | Road | National (primary) | Puerto Princesa North Road (S00030PW) K0082+860 | PATV - PASSABLE ALL TYPES VEHICLES | 22 December 2021 | | 18 December 2021 | | Two lanes passable to all types of vehicles. |
| Langogan | | Road | National (primary) | Puerto Princesa North Road (S00030PW) K0082+600 | PTLV - PASSABLE TO LIGHT VEHICLES | | | 18 December 2021 | | -Roadslip (5m) -One lane passable to all types of vehicles -Installed warning signs. |
| Langogan | | Road | National (primary) | Puerto Princesa North Road (S00030PW) K0082+300 | PTLV - PASSABLE TO LIGHT VEHICLES | | | 18 December 2021 | | -Roadslip (30m) -One lane passable to all types of vehicles. -Installed warning devices. |
| | | Road | National (primary) | Puerto Princesa North Road (S00030PW) Bantay Gubat Staff House Area KM0083+500 | PATV - PASSABLE ALL TYPES VEHICLES | 22 December 2021 | | 18 December 2021 | | -Two lane passable to all types of vehicles. -Clearing operations completed |
| Binduyan | | Road | National (primary) | Puerto Princesa North Road (S00025PW) Babuyan Bridge K0053+354 | PATV - PASSABLE ALL TYPES VEHICLES | 21 December 2021 | 08:00 am | 18 December 2021 | | -Open to traffic on 21 December 2021, 8:00 AM -Filling of aggregates at bridge approach A. -Delivery of steel sheet pile. |

| REGION PROVINCE CITY /MUNICIPALITY BARANGAY | | TYPE | CLASSIFICATION | ROAD SECTION/BRIDGE | STATUS | DATE REPORTED (passable) | TIME REPORTED (passable) | DATE REPORTED (not passable) | TIME REPORTED (not passable) | REMARKS |
|---|--|--------|--------------------|--|------------------------------------|--------------------------|--------------------------|------------------------------|------------------------------|---|
| San Rafael | | Bridge | National (primary) | San Rafael Bridge, Station Limits KM0062+731 | PATV - PASSABLE ALL TYPES VEHICLES | 21 December 2021 | 04:00 pm | 18 December 2021 | | -Open to traffic 21 December 2021, 4:00 PM. -Clearing of bridge deck, back filling of aggregates at approach A. -Warning signs already installed. |
| Tanabag | | Bridge | National (primary) | Tanabag Bridge II, Station Limits KM0065+179 | PATV - PASSABLE ALL TYPES VEHICLES | 21 December 2021 | | 18 December 2021 | | Repair of railing and abutment A |
| Concepcion | | Bridge | National (primary) | Concepcion Bridge, Station Limits KM0066+715 | PATV - PASSABLE ALL TYPES VEHICLES | 21 December 2021 | 08:00 am | 18 December 2021 | | All lanes passable to traffic |
| | | Bridge | National (primary) | Tarabanan Bridge, Station Limits KM0068+650 | PATV - PASSABLE ALL TYPES VEHICLES | 21 December 2021 | 06:00 pm | 18 December 2021 | | Open to traffic on 22 December 2021, 6:00 PM. |
| | | Bridge | National (primary) | Irawan-Tagburos Road Section (S00026PW) Tagburos Bridge IK0016+587 | PATV - PASSABLE ALL TYPES VEHICLES | 29 December 2021 | 06:00 am | 18 December 2021 | | -Opened to two lane traffic on 29 December 2021, 6:00 AM. -Clearing operations are still ongoing. |
| Binduyan | | Road | National (primary) | Puerto Princesa North Road (S00025PW) K0072+200-K0072+400 | PATV - PASSABLE ALL TYPES VEHICLES | 22 December 2021 | | 18 December 2021 | | -Open to two lane traffic on December 24, 2021 at 6:00 PM -Clearing operations are still ongoing. |
| Binduyan | | Road | National (primary) | Puerto Princesa North Road (S00025PW) K0078+600-K0078+900 | PATV - PASSABLE ALL TYPES VEHICLES | 22 December 2021 | | 18 December 2021 | | -Opened to two lane traffic on 24 December 2021, 6:00 P.M -Clearing operations are still ongoing. |
| Langogan | | Road | National (primary) | Puerto Princesa North Road (S00025PW) K0079+200-K0079+500 | PATV - PASSABLE ALL TYPES VEHICLES | 22 December 2021 | | 18 December 2021 | | Opened to two lane traffic on 24 December 2021, 6:00 P.M |
| Maoyon | | Bridge | National (primary) | Puerto Princesa North Road (S00025PW) Maoyon Bridge K0054+335 | PATV - PASSABLE ALL TYPES VEHICLES | 21 December 2021 | 08:00 am | 18 December 2021 | | -Opened to traffic 21 December 2021 8:00AM. -Partial damaged at Abutment A. |

| REGION PROVINCE CITY /MUNICIPALITY BARANGAY | | TYPE | CLASSIFICATION | ROAD SECTION/BRIDGE | STATUS | DATE REPORTED (passable) | TIME REPORTED (passable) | DATE REPORTED (not passable) | TIME REPORTED (not passable) | REMARKS |
|---|--|--------|--------------------|---|------------------------------------|--------------------------|--------------------------|------------------------------|------------------------------|---|
| | | Bridge | National (primary) | Puerto Princesa North Road (S00025PW) Olangan Bridge K0072+008 | PATV - PASSABLE ALL TYPES VEHICLES | 21 December 2021 | 08:00 am | 18 December 2021 | | Opened to traffic 21 December 2021, 8:00AM. |
| Concepcion | | Road | National (primary) | Puerto Princesa North Road (S00025PW) K0068+800-K0068+900 | PATV - PASSABLE ALL TYPES VEHICLES | 22 December 2021 | | 18 December 2021 | | Passable to traffic |
| Napsan | | Road | National (primary) | PPSR-JCT Napsan-Apurawan Road (S00033PW) K0045+850-K0046+000 | PATV - PASSABLE ALL TYPES VEHICLES | 22 December 2021 | | 18 December 2021 | | Passable to one lane traffic only |
| | | Road | National (primary) | Section ID: S00025PW Station Limits: K0014+200 - K0014+210 Station Limits: K0020+850 - K0020+870 Station Limits: K0027+374 - K0027+390 Station Limits: K0027+800 - K0027+810 Station Limits: K0034+100 - K0034+120 Station Limits: K0060+900 - K0060+915 Station Limits: K0066+650 - K0066+700 Station Limits: K0080+900 - K0080+920 Brgy. Bacungan to Brgy. Langogan | PATV - PASSABLE ALL TYPES VEHICLES | 22 December 2021 | | 18 December 2021 | | Passable to traffic |

| REGION PROVINCE CITY /MUNICIPALITY BARANGAY | | TYPE | CLASSIFICATION | ROAD SECTION/BRIDGE | STATUS | DATE REPORTED (passable) | TIME REPORTED (passable) | DATE REPORTED (not passable) | TIME REPORTED (not passable) | REMARKS |
|--|---|------|--------------------|---|---|--------------------------------|-----------------------------|------------------------------------|---------------------------------|---------------------|
| Napsan | | Road | National (primary) | PPSR-Jct. Napsan- Apurawan Road Section Section ID: S00033PW Station Limits: K0035+500 - K0035+530 Station Limits: K0045+800 - K0045+815 Station Limits: K0045+850 - K0045+865 Station Limits: K0048+500 - K0048+540 Station Limits: K0048+600 - K0048+640 Brgy. Montible to Brgy. Bagong Bayan | PATV - PASSABLE ALL TYPES VEHICLES | 22 December 2021 | | 18 December 2021 | | Passable to traffic |
| Sicsican | | Road | National (primary) | Puerto Princesa South Road Section Section ID: S00032PW Station Limits: K0010+350 - K0010+500 Brgy. Sicsican | PATV - PASSABLE ALL TYPES VEHICLES | 22 December 2021 | | 18 December 2021 | | Passable to traffic |
| | | Road | National (primary) | Puerto Princesa North Road Section Section ID: S00025PW Station Limits: K0066+900 - K0066+940 Station Limits: K0070+000 - K0070+045 Station Limits: K0072+200 - K0072+230 Station Limits: K0081+050 - K0081+120 Brgy. Concepcion to Brgy. Langogan | PATV - PASSABLE ALL TYPES VEHICLES | 22 December 2021 | | 18 December 2021 | | Passable to traffic |
| Roxas | 5 | | | | | | | | | |

| REGION PROVINCE CITY /MUNICIPALITY BARANGAY | | TYPE | CLASSIFICATION | ROAD SECTION/BRIDGE | STATUS | DATE REPORTED (passable) | TIME REPORTED (passable) | DATE REPORTED (not passable) | TIME REPORTED (not passable) | REMARKS |
|---|----|------|--------------------|---|------------------------------------|--------------------------|--------------------------|------------------------------|------------------------------|--|
| Tinitian | | Road | National (primary) | Puerto Princesa North Road (S00030PW) K0083+700 | PATV - PASSABLE ALL TYPES VEHICLES | | | 18 December 2021 | | -Soil collapsed 20m width and approximately 60cu.m. -Two lane passable to all types of vehicles. -Clearing operations completed. |
| | | Road | National (primary) | Roxas Diversion Road (S00002PW) | PATV - PASSABLE ALL TYPES VEHICLES | 27 December 2021 | | 18 December 2021 | | Two lanes passable to all types of vehicles. |
| Tinitian | | Road | National (primary) | Puerto Princesa North Road (S00030PW) K0084+250 | PATV - PASSABLE ALL TYPES VEHICLES | 27 December 2021 | | 18 December 2021 | | Two lanes passable to all types of vehicles |
| Tinitian | | Road | National (primary) | Puerto Princesa North Road (S00030PW) K0084+800 | PATV - PASSABLE ALL TYPES VEHICLES | 27 December 2021 | | 18 December 2021 | | Two lanes passable to all types of vehicles. |
| Tinitian | | Road | National (primary) | Puerto Princesa North Road (S00030PW) K0086+450 | PATV - PASSABLE ALL TYPES VEHICLES | 27 December 2021 | | 18 December 2021 | | Two lanes passable to all types of vehicles. |
| REGION 6 | 44 | | | | | | | | | |
| ANTIQUE | 5 | | | | | | | | | |
| Anini-y | 1 | | | | | | | | | |
| | | Road | National (primary) | Anini-y - T. Fornier - Hamtic Road, K0075 + (-1009) - K0115+394 | PATV - PASSABLE ALL TYPES VEHICLES | 23 December 2021 | | | | fallen and leaning electrical posts; clearing operation completed Dec. 23, 2021 |
| Tobias Fornier (Dao) | 1 | | | | | | | | | |
| | | Road | National (primary) | Anini-y - T. Fornier - Hamtic Road, K0075 + (-1009) - K0115+394 | PATV - PASSABLE ALL TYPES VEHICLES | 23 December 2021 | | | | fallen and leaning electrical posts; clearing operation completed Dec. 23, 2021 |
| Hamtic | 1 | | | | | | | | | |
| | | Road | National (primary) | Anini-y - T. Fornier - Hamtic Road, K0075 + (-1009) - K0115+394 | PATV - PASSABLE ALL TYPES VEHICLES | 23 December 2021 | | | | fallen and leaning electrical posts; clearing operation completed Dec. 23, 2021 |
| Bugasong | 2 | | | | | | | | | |

| REGION PROVINCE CITY /MUNICIPALITY BARANGAY | | TYPE | CLASSIFICATION | ROAD SECTION/BRIDGE | STATUS | DATE REPORTED (passable) | TIME REPORTED (passable) | DATE REPORTED (not passable) | TIME REPORTED (not passable) | REMARKS |
|---|---|--------|--------------------|---|------------------------------------|--------------------------|--------------------------|------------------------------|------------------------------|--|
| | | Bridge | National (primary) | Sabang Bridge (Bridge Abutment B) | PATV - PASSABLE ALL TYPES VEHICLES | | | | | 10m damaged grouted riprap and scouring; on-going repair/maintenance |
| | | Road | National (primary) | BUGASONG-VALDERRAMA ROAD K0141+200 | PATV - PASSABLE ALL TYPES VEHICLES | | | | | damaged slope protection at left side; on-going delivery of materials; warning signs installed |
| AKLAN | 1 | | | | | | | | | |
| No breakdown | 1 | | | | | | | | | |
| | | Road | National (primary) | | PATV - PASSABLE ALL TYPES VEHICLES | 19 December 2021 | | | | 100% cleared of debris along carriageway and shoulders |
| CAPIZ | 5 | | | | | | | | | |
| Tapaz | 1 | | | | | | | | | |
| | | Road | National (primary) | Tapaz-Jamindan-Altavas Rd. K0094+500 - K0094+550 | PATV - PASSABLE ALL TYPES VEHICLES | | | | | fallen branches of trees and bunch of leaves on one side of the roads |
| Jamindan | 1 | | | | | | | | | |
| | | Road | National (primary) | Tapaz-Jamindan-Altavas Rd. K0094+500 - K0094+550 | PATV - PASSABLE ALL TYPES VEHICLES | | | | | fallen branches of trees and bunch of leaves on one side of the roads |
| No breakdown | 3 | | | | | | | | | |
| | | Road | National (primary) | Iloilo-Capiz Rd.(New Route) K0065+100 - K0065+150 | PATV - PASSABLE ALL TYPES VEHICLES | | | | | fallen branches of trees and bunch of leaves on one side of the roads |
| | | Road | National (primary) | Iloilo-Capiz Rd.(New Route) K0068+900 - K0069+000 | PATV - PASSABLE ALL TYPES VEHICLES | | | | | fallen branches of trees and bunch of leaves on one side of the roads |
| | | Road | National (primary) | Iloilo-Capiz Rd.(New Route) K0103+200 - K0103+250 | PATV - PASSABLE ALL TYPES VEHICLES | | | | | fallen branches of trees and bunch of leaves on one side of the roads |
| GUIMARAS | 1 | | | | | | | | | |
| No breakdown | 1 | | | | | | | | | |

| REGION PROVINCE CITY /MUNICIPALITY BARANGAY | | TYPE | CLASSIFICATION | ROAD SECTION/BRIDGE | STATUS | DATE REPORTED (passable) | TIME REPORTED (passable) | DATE REPORTED (not passable) | TIME REPORTED (not passable) | REMARKS |
|---|----|------|--------------------|---|------------------------------------|--------------------------|--------------------------|------------------------------|------------------------------|---|
| | | Road | National (primary) | All national roads and bridges | PATV - PASSABLE ALL TYPES VEHICLES | 19 December 2021 | | | | 100% CLEARED OF DEBRIS ALONG CARRIAGEWAY AND SHOULDERS |
| ILOILO | 17 | | | | | | | | | |
| No breakdown | 5 | | | | | | | | | |
| | | Road | National (primary) | All national roads and bridges along 1st DEO | PATV - PASSABLE ALL TYPES VEHICLES | 19 December 2021 | | | | 100% CLEARED OF DEBRIS ALONG CARRIAGEWAY AND SHOULDERS |
| | | Road | National (primary) | ILOILO EAST COAST CAPIZ ROAD K0172+(-251) - K0200+000 | PATV - PASSABLE ALL TYPES VEHICLES | | | | | fallen branches of trees and bunch of leaves on one side of the roads |
| | | Road | National (primary) | ILOILO EAST COAST CAPIZ ROAD(K0201+000 - K0250+669) | PATV - PASSABLE ALL TYPES VEHICLES | | | | | fallen branches of trees and bunch of leaves on one side of the roads |
| | | Road | National (primary) | ILOILO EAST COAST CAPIZ ROAD(K0201+000 - K0250+669) | PATV - PASSABLE ALL TYPES VEHICLES | | | | | fallen branches of trees and bunch of leaves on one side of the roads |
| | | Road | National (primary) | ILOILO EAST COAST CAPIZ ROAD | PATV - PASSABLE ALL TYPES VEHICLES | | | | | fallen branches of trees and bunch of leaves on one side of the roads |
| Balasan | 1 | | | | | | | | | |
| | | Road | National (primary) | BALASAN - CARLES ROAD | PATV - PASSABLE ALL TYPES VEHICLES | | | | | fallen branches of trees and bunch of leaves on one side of the roads |
| Carles | 1 | | | | | | | | | |
| | | Road | National (primary) | BALASAN - CARLES ROAD | PATV - PASSABLE ALL TYPES VEHICLES | | | | | fallen branches of trees and bunch of leaves on one side of the roads |
| Passi | 1 | | | | | | | | | |
| | | Road | National (primary) | PASSI - SAN RAFAEL - LEMERY - SARA RD. | PATV - PASSABLE ALL TYPES VEHICLES | | | | | fallen branches of trees and bunch of leaves on one side of the roads |
| San Rafael | 1 | | | | | | | | | |

| REGION PROVINCE CITY /MUNICIPALITY BARANGAY | | TYPE | CLASSIFICATION | ROAD SECTION/BRIDGE | STATUS | DATE REPORTED (passable) | TIME REPORTED (passable) | DATE REPORTED (not passable) | TIME REPORTED (not passable) | REMARKS |
|---|----|------|--------------------|---|------------------------------------|--------------------------|--------------------------|------------------------------|------------------------------|---|
| | | Road | National (primary) | PASSI - SAN RAFAEL - LEMERY - SARA RD. | PATV - PASSABLE ALL TYPES VEHICLES | | | | | fallen branches of trees and bunch of leaves on one side of the roads |
| Lemery | 1 | | | | | | | | | |
| | | Road | National (primary) | PASSI - SAN RAFAEL - LEMERY - SARA RD. | PATV - PASSABLE ALL TYPES VEHICLES | | | | | fallen branches of trees and bunch of leaves on one side of the roads |
| Sara | 1 | | | | | | | | | |
| | | Road | National (primary) | SARA - CONCEPCION RD. | PATV - PASSABLE ALL TYPES VEHICLES | | | | | fallen branches of trees and bunch of leaves on one side of the roads |
| Concepcion | 2 | | | | | | | | | |
| | | Road | National (primary) | SARA - CONCEPCION RD. | PATV - PASSABLE ALL TYPES VEHICLES | | | | | fallen branches of trees and bunch of leaves on one side of the roads |
| | | Road | National (primary) | CONCEPCION - SAN DIONISIO RD. | PATV - PASSABLE ALL TYPES VEHICLES | | | | | fallen branches of trees and bunch of leaves on one side of the roads |
| San Dionisio | 1 | | | | | | | | | |
| | | Road | National (primary) | CONCEPCION - SAN DIONISIO RD. | PATV - PASSABLE ALL TYPES VEHICLES | | | | | fallen branches of trees and bunch of leaves on one side of the roads |
| Santa Barbara | 1 | | | | | | | | | |
| | | Road | National (primary) | STA. BARBARA-NEW LUCENA ROAD | PATV - PASSABLE ALL TYPES VEHICLES | | | | | fallen branches of trees and bunch of leaves on one side of the roads |
| New Lucena | 1 | | | | | | | | | |
| | | Road | National (primary) | STA. BARBARA-NEW LUCENA ROAD | PATV - PASSABLE ALL TYPES VEHICLES | | | | | fallen branches of trees and bunch of leaves on one side of the roads |
| Leganes | 1 | | | | | | | | | |
| | | Road | National (primary) | ILOILO CITY-LEGANES-DUMANGAS COASTAL ROAD | PATV - PASSABLE ALL TYPES VEHICLES | | | | | fallen branches of trees and bunch of leaves on one side of the roads |
| NEGROS OCCIDENTAL | 15 | | | | | | | | | |
| No breakdown | 3 | | | | | | | | | |

| REGION PROVINCE CITY /MUNICIPALITY BARANGAY | | TYPE | CLASSIFICATION | ROAD SECTION/BRIDGE | STATUS | DATE REPORTED (passable) | TIME REPORTED (passable) | DATE REPORTED (not passable) | TIME REPORTED (not passable) | REMARKS |
|---|---|------|--------------------|--|------------------------------------|--------------------------|--------------------------|------------------------------|------------------------------|---|
| | | Road | National (primary) | Bacolod North Road (S00024NR) K0005+000 - K0006+000, Center Island with exception | PATV - PASSABLE ALL TYPES VEHICLES | | | | | fallen branches of trees and bunch of leaves on one side of the roads |
| | | Road | National (primary) | Bacolod South Road, K0046+(-910) – K0083+798 | PATV - PASSABLE ALL TYPES VEHICLES | | | | | fallen branches of trees and bunch of leaves on one side of the roads |
| | | Road | National (primary) | BACOLOD SOUTH ROAD K0084+(-179) - K0211+845 | PATV - PASSABLE ALL TYPES VEHICLES | | | | | fallen branches of trees and bunch of leaves on one side of the roads |
| Silay | 1 | | | | | | | | | |
| | | Road | National (primary) | Lantawan, Silay City, Negros Occidental K0037+624 - K0037+650 RS Silay - Lantawan Road (S00028NR) | PATV - PASSABLE ALL TYPES VEHICLES | | | | | fallen branches of trees and bunch of leaves on one side of the roads |
| San Carlos | 1 | | | | | | | | | |
| | | Road | National (primary) | Bacolod North Road (S00425NR) Clearing Operations at San Carlos City, Calatrava, Toboso and Escalante City | PATV - PASSABLE ALL TYPES VEHICLES | | | | | fallen branches of trees and bunch of leaves on one side of the roads |
| Calatrava | 3 | | | | | | | | | |
| | | Road | National (primary) | Bacolod North Road (S00425NR) Clearing Operations at San Carlos City, Calatrava, Toboso and Escalante City | PATV - PASSABLE ALL TYPES VEHICLES | | | | | fallen branches of trees and bunch of leaves on one side of the roads |
| | | Road | National (primary) | Stop Aguinaldo - Bug-ang Road (S00395NR) | PATV - PASSABLE ALL TYPES VEHICLES | | | | | fallen branches of trees and bunch of leaves on one side of the roads |
| | | Road | National (primary) | Jct DS Benedicto-Spur 16-Calatrava Road (S00001NR) | PATV - PASSABLE ALL TYPES VEHICLES | | | | | fallen branches of trees and bunch of leaves on one side of the roads |
| Toboso | 2 | | | | | | | | | |

| REGION PROVINCE CITY /MUNICIPALITY BARANGAY | | TYPE | CLASSIFICATION | ROAD SECTION/BRIDGE | STATUS | DATE REPORTED (passable) | TIME REPORTED (passable) | DATE REPORTED (not passable) | TIME REPORTED (not passable) | REMARKS |
|---|-----------|------|--------------------|--|------------------------------------|--------------------------|--------------------------|------------------------------|------------------------------|---|
| | | Road | National (primary) | Bacolod North Road (S00425NR) Clearing Operations at San Carlos City, Calatrava, Toboso and Escalante City | PATV - PASSABLE ALL TYPES VEHICLES | | | | | fallen branches of trees and bunch of leaves on one side of the roads |
| | | Road | National (primary) | Stop Aguinaldo - Bug-ang Road (S00395NR) | PATV - PASSABLE ALL TYPES VEHICLES | | | | | fallen branches of trees and bunch of leaves on one side of the roads |
| Escalante | 2 | | | | | | | | | |
| | | Road | National (primary) | Bacolod North Road (S00425NR) Clearing Operations at San Carlos City, Calatrava, Toboso and Escalante City | PATV - PASSABLE ALL TYPES VEHICLES | | | | | fallen branches of trees and bunch of leaves on one side of the roads |
| | | Road | National (primary) | Stop Aguinaldo - Bug-ang Road (S00395NR) | PATV - PASSABLE ALL TYPES VEHICLES | | | | | fallen branches of trees and bunch of leaves on one side of the roads |
| Salvador Benedicto | 2 | | | | | | | | | |
| | | Road | National (primary) | Bacolod Murcia-DS Benedicto-San Carlos City Road (S00427NR) | PATV - PASSABLE ALL TYPES VEHICLES | | | | | fallen branches of trees and bunch of leaves on one side of the roads |
| | | Road | National (primary) | Jct DS Benedicto-Spur 16-Calatrava Road (S00001NR) | PATV - PASSABLE ALL TYPES VEHICLES | | | | | fallen branches of trees and bunch of leaves on one side of the roads |
| Bacolod | 1 | | | | | | | | | |
| | | Road | National (primary) | All national roads | PATV - PASSABLE ALL TYPES VEHICLES | 19 December 2021 | | | | 100% CLEARED OF DEBRIS ALONG CARRIAGEWAY AND SHOULDERS |
| REGION 7 | 78 | | | | | | | | | |
| BOHOL | 56 | | | | | | | | | |
| No breakdown | 14 | | | | | | | | | |

| REGION PROVINCE CITY /MUNICIPALITY BARANGAY | | TYPE | CLASSIFICATION | ROAD SECTION/BRIDGE | STATUS | DATE REPORTED (passable) | TIME REPORTED (passable) | DATE REPORTED (not passable) | TIME REPORTED (not passable) | REMARKS |
|---|--|--------|----------------|--|---|--------------------------|--------------------------|------------------------------|------------------------------|--|
| | | Bridge | | K0031+779, Sinakayan Bridge, Approach A | PTLV - PASSABLE TO LIGHT VEHICLES | 18 December 2021 | 09:00 pm | 18 December 2021 | | - Damaged road slope protection; roadcut; sinking or collapsed pavement - One lane passable as per report received thru Viber on 18 December 2021, 9:00 PM. |
| | | Road | | Tagbilaran City – Corella - Sikatuna Rd. K0008+807 | PATV - PASSABLE ALL TYPES VEHICLES | 18 December 2021 | 09:00 pm | 18 December 2021 | | - Damaged drainage facility. - Passable as per report received thru Viber on 18 December 2021, 9:00 PM. |
| | | Bridge | | Sampilangon Bridge, Jct (TNR), CotesBalilihan-Catigbian Rd | PTLV - PASSABLE TO LIGHT VEHICLES | 21 December 2021 | 12:39 pm | 19 December 2021 | | - Damaged abutment, cracks on approach, damaged guardrails. - One lane passable as per email received on 21 December 2021, 12:39 PM. |
| | | Road | | Balilihan-Hanopol-Bayuan Road | NPATV - NOT PASSABLE ALL TYPES VEHICLES | | | 22 December 2021 | | - Flooding - Not passable as per email received on 22 December 2021, 05:16 PM. |
| | | Road | | K0155+(-669) - K0159+290, JCT Loay Interior Rd, Buenavista-Carmen-Danao-Jetafe Rd. | PTLV - PASSABLE TO LIGHT VEHICLES | | | 20 December 2021 | | - Fallen trees and electrical posts. - One lane passable |
| | | Road | | Chainage 0 - Chainage 5621, JCT Loay Interior Rd, Buenavista-Carmen-Danao-Jetafe Rd. | PTLV - PASSABLE TO LIGHT VEHICLES | | | 20 December 2021 | | - Fallen trees and electrical posts. - One lane passable |
| | | Road | | K0161+(-231) - K0173+988, Jct loay Interior Rd, Carmen-Sagbayan-Bacani Rd. | PTLV - PASSABLE TO LIGHT VEHICLES | | | 20 December 2021 | | - Fallen trees and electrical posts. - One lane passable |

| REGION PROVINCE CITY /MUNICIPALITY BARANGAY | | TYPE | CLASSIFICATION | ROAD SECTION/BRIDGE | STATUS | DATE REPORTED (passable) | TIME REPORTED (passable) | DATE REPORTED (not passable) | TIME REPORTED (not passable) | REMARKS |
|---|---|--------|----------------|--|------------------------------------|--------------------------|--------------------------|------------------------------|------------------------------|--|
| | | Road | | K0078+540 - K0078+620, Jct Tagbilaran East Rd, Jagna-Sierra Bullones Rd. | PTLV - PASSABLE TO LIGHT VEHICLES | | | 20 December 2021 | | - Major road slip and ground settlement of road base and shoulder; scouring of concrete pavement base; estimated length = 80m ; estimated depth = 15m - One lane passable |
| | | Road | | K0088+340 - K0088+400, Jct Tagbilaran East Rd, Jagna-Sierra Bullones Rd | PTLV - PASSABLE TO LIGHT VEHICLES | | | 20 December 2021 | | - Fallen trees and electrical post; soil erosion, estimated length = 200m, estimated height = 10m - One lane passable |
| | | Road | | K0082+613 - K0082+643, Jct Tagbilaran East Rd, Jagna-Sierra Bullones Rd | PTLV - PASSABLE TO LIGHT VEHICLES | | | 20 December 2021 | | - Fallen trees; soil erosion, estimated length = 30m, estimated height =25m - One lane passable |
| | | Road | | K0062+(-304) - K0071+037, Jct Dat-an Carmen-Sierra Bullones-Pilar-Alicia Rd. | PTLV - PASSABLE TO LIGHT VEHICLES | | | 20 December 2021 | | - Fallen trees and electrical posts - One lane passable |
| | | Road | | K0072+(-908) - K0093+610, Jct D at-anCarmen-Sierra Bullones-Pilar-Alicia Rd | PTLV - PASSABLE TO LIGHT VEHICLES | | | 20 December 2021 | | - Fallen trees and electrical posts - One lane passable |
| | | Road | | K0022+(-175) - K0027+706, Tagbilaran City-Corella-Sikatuna-Loboc Rd | PTLV - PASSABLE TO LIGHT VEHICLES | | | 20 December 2021 | | - Fallen trees and electrical posts - One lane passable |
| | | Bridge | | Loboc Bridge, Tagbilaran City-CorellaSikatuna-Loboc Road | PATV - PASSABLE ALL TYPES VEHICLES | | | 20 December 2021 | | - Damaged slope protection at both bridge abutments - Passable |
| Catigbian | 1 | | | | | | | | | |

| REGION PROVINCE CITY /MUNICIPALITY BARANGAY | | TYPE | CLASSIFICATION | ROAD SECTION/BRIDGE | STATUS | DATE REPORTED (passable) | TIME REPORTED (passable) | DATE REPORTED (not passable) | TIME REPORTED (not passable) | REMARKS |
|--|---|--------|----------------|---|--|--------------------------------|-----------------------------|------------------------------------|---------------------------------|--|
| Haguilanan | | Bridge | | Sampilangon bridge K0039+084 | PTLV - PASSABLE TO LIGHT VEHICLES | 18 December 2021 | 09:00 pm | 18 December 2021 | | - Damaged abutment, cracked approach, damaged guardrails - One lane passable as per report received thru Viber on 18 December 2021, 9:00 PM. |
| Maribojoc | 7 | | | | | | | | | |
| Guiwanon | | Road | | Tagbilaran North Road (TNR) (Tagbilaran-Jetafe Sect) - (S00030BH)K0018+278 | NPATV - NOT PASSABLE ALL TYPES VEHICLES | | | 18 December 2021 | | - Not Passable due to soil erosion and fallen trees. - Still not passable as per email report received on 21 December 2021, 12:38 PM. |
| Dipalong | | Road | | K0015+260 | PTLV - PASSABLE TO LIGHT VEHICLES | 18 December 2021 | 05:55 pm | 18 December 2021 | | - Fallen trees and debris - One lane passable as per email received 18 December 2021, 5:55 PM. |
| Bood | | Road | | K0015+500 -K0015+520 | PTLV - PASSABLE TO LIGHT VEHICLES | 18 December 2021 | 05:55 pm | 18 December 2021 | | - Fallen trees and debris - One lane passable as per email received 18 December 2021, 5:55 PM. |
| Bood | | Road | | K0016+080 | PTLV - PASSABLE TO LIGHT VEHICLES | 18 December 2021 | 05:55 pm | 18 December 2021 | | - Fallen trees and debris - One lane passable as per email received 18 December 2021, 5:55 PM. |
| Guiwanon | | Road | | K0016+610 - K0016+660 | PTLV - PASSABLE TO LIGHT VEHICLES | 18 December 2021 | 05:55 pm | 18 December 2021 | | - Fallen trees and debris - One lane passable as per email received 18 December 2021, 5:55 PM. |

| REGION PROVINCE CITY /MUNICIPALITY BARANGAY | | TYPE | CLASSIFICATION | ROAD SECTION/BRIDGE | STATUS | DATE REPORTED (passable) | TIME REPORTED (passable) | DATE REPORTED (not passable) | TIME REPORTED (not passable) | REMARKS |
|---|---|------|----------------|----------------------------------|-----------------------------------|--------------------------|--------------------------|------------------------------|------------------------------|--|
| Punta Cruz | | Road | | K0018+500 - K0019+000 | PTLV - PASSABLE TO LIGHT VEHICLES | 18 December 2021 | 05:55 pm | 18 December 2021 | | - Fallen trees and debris - One lane passable as per email received 18 December 2021, 5:55 PM. |
| Punta Cruz | | Road | | K0020+400, Tagbilaran North Road | PTLV - PASSABLE TO LIGHT VEHICLES | 21 December 2021 | 12:39 pm | 18 December 2021 | | - Fallen trees and debris. - One lane passable as per email received on 21 December 2021, 12:39 PM. |
| Calape | 5 | | | | | | | | | |
| Looc-Bisu | | Road | | K0042+400 - K0042+700 | PTLV - PASSABLE TO LIGHT VEHICLES | 18 December 2021 | 05:55 pm | 18 December 2021 | | - Fallen trees and debris - One lane passable as per email received 18 December 2021, 5:55 PM. |
| Loccalunasan | | Road | | K0043+000 - K0045+000 | PTLV - PASSABLE TO LIGHT VEHICLES | 18 December 2021 | 05:55 pm | 18 December 2021 | | - Fallen trees and debris - One lane passable as per email received 18 December 2021, 5:55 PM. |
| Abucayan Sur | | Road | | K0045+298 | PTLV - PASSABLE TO LIGHT VEHICLES | 18 December 2021 | 05:55 pm | 18 December 2021 | | - Fallen trees and debris - One lane passable as per email received 18 December 2021, 5:55 PM. |
| Abucayan Sur, Tucob | | Road | | K0045+298, K0046+500, K0046+823 | PTLV - PASSABLE TO LIGHT VEHICLES | 18 December 2021 | 05:55 pm | 18 December 2021 | | - Fallen trees and debris - One lane passable as per email received 18 December 2021, 5:55 PM. |
| Tultugan | | Road | | K0039+000, Tagbilaran North Road | PTLV - PASSABLE TO LIGHT VEHICLES | 21 December 2021 | 12:39 pm | 18 December 2021 | | - Fallen trees and debris. - One lane passable as per email received on 21 December 2021, 12:39 PM. |
| Tubigon | 3 | | | | | | | | | |

| REGION PROVINCE CITY /MUNICIPALITY BARANGAY | | TYPE | CLASSIFICATION | ROAD SECTION/BRIDGE | STATUS | DATE REPORTED (passable) | TIME REPORTED (passable) | DATE REPORTED (not passable) | TIME REPORTED (not passable) | REMARKS |
|---|---|------|----------------|--|-----------------------------------|--------------------------|--------------------------|------------------------------|------------------------------|--|
| Mandaug | | Road | | K0047+383, K0047+388 | PTLV - PASSABLE TO LIGHT VEHICLES | 18 December 2021 | 05:55 pm | 18 December 2021 | | - Fallen trees and debris - One lane passable as per email received 18 December 2021, 5:55 PM. |
| Cahayag | | Road | | K0047+880, Tagbilaran North Road | PTLV - PASSABLE TO LIGHT VEHICLES | 21 December 2021 | 12:39 pm | 18 December 2021 | | - Fallen trees and debris. - One lane passable as per email received on 21 December 2021, 12:39 PM. |
| Ilihan Norte | | Road | | Ilihan Norte | PTLV - PASSABLE TO LIGHT VEHICLES | 21 December 2021 | 12:39 pm | 18 December 2021 | | - Fallen trees and debris. - One lane passable as per email received on 21 December 2021, 12:39 PM. |
| Loon | 6 | | | | | | | | | |
| Pig-ot | | Road | | K0024+200 - K0024+400, Tagbilaran North Road | PTLV - PASSABLE TO LIGHT VEHICLES | 21 December 2021 | 12:39 pm | 18 December 2021 | | - Fallen trees and debris. - One lane passable as per email received on 21 December 2021, 12:39 PM. |
| Lintuan | | Road | | K0026+490, Tagbilaran North Road | PTLV - PASSABLE TO LIGHT VEHICLES | 21 December 2021 | 12:39 pm | 18 December 2021 | | - Fallen trees and debris. - One lane passable as per email received on 21 December 2021, 12:39 PM. |
| Cogon Norte | | Road | | K0028+800, Tagbilaran North Road | PTLV - PASSABLE TO LIGHT VEHICLES | 21 December 2021 | 12:39 pm | 18 December 2021 | | - Fallen trees and debris. - One lane passable as per email received on 21 December 2021, 12:39 PM. |
| Cogon Norte | | Road | | K0028+800, Tagbilaran North Road | PTLV - PASSABLE TO LIGHT VEHICLES | 21 December 2021 | 12:39 pm | 18 December 2021 | | - Fallen trees and debris. - One lane passable as per email received on 21 December 2021, 12:39 PM. |

| REGION PROVINCE CITY /MUNICIPALITY BARANGAY | | TYPE | CLASSIFICATION | ROAD SECTION/BRIDGE | STATUS | DATE REPORTED (passable) | TIME REPORTED (passable) | DATE REPORTED (not passable) | TIME REPORTED (not passable) | REMARKS |
|---|---|------|----------------|---|-----------------------------------|--------------------------|--------------------------|------------------------------|------------------------------|--|
| Basak | | Road | | K0030+547-K0030+700, Tagbilaran North Road | PTLV - PASSABLE TO LIGHT VEHICLES | 21 December 2021 | 12:39 pm | 18 December 2021 | | - Fallen trees and debris. - One lane passable as per email received on 21 December 2021, 12:39 PM. |
| Catagbacan Norte | | Road | | K0034+600-K0034+800, Tagbilaran North Road | PTLV - PASSABLE TO LIGHT VEHICLES | 21 December 2021 | 12:39 pm | 18 December 2021 | | - Fallen trees and debris. - One lane passable as per email received on 21 December 2021, 12:39 PM. |
| Carmen | 1 | | | | | | | | | |
| | | Road | | Jct (LIR) Buenavista-Carmen-Danao-Jetafe Rd., K0153+050 - K0153+060 | PTLV - PASSABLE TO LIGHT VEHICLES | 19 December 2021 | 05:47 pm | 16 December 2021 | 07:00 pm | - Fallen tree - Not passable as per email received 16 December 2021, 7:00 PM. - One lane passable as per email received on 19 December 2021, 5:47 PM. |
| Alicia | 1 | | | | | | | | | |
| Poblacion | | Road | | Tagbilaran East Road, K0156+400 - K0156+410 | PTLV - PASSABLE TO LIGHT VEHICLES | 19 December 2021 | 05:47 pm | 16 December 2021 | 07:00 pm | - Fallen tree - Not passable as per email received 16 December 2021, 7:00 PM. - One lane passable as per email received on 19 December 2021, 5:47 PM. |
| Batuan | 1 | | | | | | | | | |
| Makapiko | | Road | | Balilihan-Hanopol-Batuan Rd. | PTLV - PASSABLE TO LIGHT VEHICLES | | | 20 December 2021 | | - Damaged slope protection and road slips; scouring of unpaved shoulder - One lane passable, needs repair/rehabilitation of road slope stabilization control. |
| Jagna | 7 | | | | | | | | | |

| REGION PROVINCE CITY /MUNICIPALITY BARANGAY | | TYPE | CLASSIFICATION | ROAD SECTION/BRIDGE | STATUS | DATE REPORTED (passable) | TIME REPORTED (passable) | DATE REPORTED (not passable) | TIME REPORTED (not passable) | REMARKS |
|--|---|------|----------------|---|---|--------------------------------|-----------------------------|------------------------------------|---------------------------------|---|
| Tubod Monte | | Road | | K0065+100 - K0065+200, Jct Tagbilaran East Rd, Jagna-Sierra Bullones Rd. | PTLV - PASSABLE TO LIGHT VEHICLES | | | 20 December 2021 | | - Fallen trees and electrical posts; soil erosion, estimated length = 100m, estimated height = 15m - One lane passable |
| Tubod Monte | | Road | | K0066+800 - K0066+850, Jct Tagbilaran East Rd., Jagna-Sierra Bullones Rd. | PTLV - PASSABLE TO LIGHT VEHICLES | | | 20 December 2021 | | - Fallen trees and electrical posts; soil erosion, estimated length = 100m, estimated height = 15m - One lane passable |
| Can-ipol | | Road | | K0070+050 - K0070+080, Jct Tagbilaran East Rd, Jagna-Sierra Bullones Rd | PTLV - PASSABLE TO LIGHT VEHICLES | | | 20 December 2021 | | - rock collapse; estimated length = 30m; estimated height = 20m - One lane passable |
| Lonoy | | Road | | K0071+500 - K0070+080, Jct Tagbilaran East Rd, Jagna-Sierra Bullones Rd | PTLV - PASSABLE TO LIGHT VEHICLES | | | 20 December 2021 | | - fallen trees and electrical post; soil erosion, estimated length = 200m, estimated height = 10m - One lane passable |
| Mayana | | Road | | K0076+700 - K0076+780, Jct Tagbilaran East Rd, Jagna-Sierra Bullones Rd, | PATV - PASSABLE ALL TYPES VEHICLES | | | 20 December 2021 | | - Fallen trees and electrical post; soil erosion, estimated length = 200m, estimated height = 10m - Passable |
| Tubod Monte | | Road | | K0068+700 - K0068+850, Jct Tagbilaran East Rd, Jagna-Sierra Bullones Rd | PTLV - PASSABLE TO LIGHT VEHICLES | | | 20 December 2021 | | - Fallen trees and electrical post; soil erosion, estimated length = 200m, estimated height = 10m - One lane passable |
| Brgy. Can-uba | | Road | | Tagbilaran East Road | PATV - PASSABLE ALL TYPES VEHICLES | | | 20 December 2021 | | - Road slip due to scouring of shore line. - Passable |
| Bilar | 1 | | | | | | | | | |

| REGION PROVINCE CITY /MUNICIPALITY BARANGAY | | TYPE | CLASSIFICATION | ROAD SECTION/BRIDGE | STATUS | DATE REPORTED (passable) | TIME REPORTED (passable) | DATE REPORTED (not passable) | TIME REPORTED (not passable) | REMARKS |
|---|---|------|----------------|--|------------------------------------|--------------------------|--------------------------|------------------------------|------------------------------|--|
| Villa Aurora | | Road | | K0182+350 - K0182+450, Loay Interior Road | PTLV - PASSABLE TO LIGHT VEHICLES | | | 20 December 2021 | | - Damaged existing slope protection; road slip and scouring of unpaved shoulder, estimated length = 100m; estimated depth = 30m - One lane passable |
| Candijay | 1 | | | | | | | | | |
| Gabayan | | Road | | Tagbilaran East Road | PATV - PASSABLE ALL TYPES VEHICLES | | | 20 December 2021 | | - Change in river flow causing scouring of unpaved shoulder - Passable |
| Guindulman | 1 | | | | | | | | | |
| Tabajan | | Road | | K0175+000 - K0175+300, Tagbilaran East Road | PATV - PASSABLE ALL TYPES VEHICLES | | | 20 December 2021 | | - Flash floods from Tabajan river; estimated length of flood waters = 300m; estimated depth of flood waters = 0.6m - Passable |
| Loay | 2 | | | | | | | | | |
| | | Road | | K0244+000, Tagbilaran East Road, boundary between brgy. Palo and Hinawanan | PATV - PASSABLE ALL TYPES VEHICLES | | | 20 December 2021 | | - Soil erosion - Passable |
| Tocdog | | Road | | Tagbilaran East Road | PATV - PASSABLE ALL TYPES VEHICLES | | | 20 December 2021 | | - Road slip due to scouring of shore line. - Passable |
| Lila | 1 | | | | | | | | | |
| | | Road | | Tagbilaran East Road | PATV - PASSABLE ALL TYPES VEHICLES | | | 20 December 2021 | | - Road slip due to scouring and collapse of existing slope protection foundation - Passable |
| Garcia Hernandez | 4 | | | | | | | | | |

| REGION PROVINCE CITY /MUNICIPALITY BARANGAY | | TYPE | CLASSIFICATION | ROAD SECTION/BRIDGE | STATUS | DATE REPORTED (passable) | TIME REPORTED (passable) | DATE REPORTED (not passable) | TIME REPORTED (not passable) | REMARKS |
|---|----|--------|----------------|---|---|--------------------------|--------------------------|------------------------------|------------------------------|---|
| Brgy. East Ulbujan | | Road | | Tagbilaran East Road | PATV - PASSABLE ALL TYPES VEHICLES | | | 20 December 2021 | | - Scouring of existing grouted riprap shore protection - Passable |
| Brgy. Malinao | | Road | | Tagbilaran East Road | PATV - PASSABLE ALL TYPES VEHICLES | | | 20 December 2021 | | - Scouring of existing grouted riprap shore protection from the Bohol Circumferential Road concreting project - Passable |
| West Ulbujan | | Road | | Tagbilaran East Road | PATV - PASSABLE ALL TYPES VEHICLES | | | 20 December 2021 | | - Road slip due to scouring of shore line. - Passable |
| Brgy. Manaba | | Bridge | | Cuenco Bridge, Tagbilaran East Road | PATV - PASSABLE ALL TYPES VEHICLES | | | 20 December 2021 | | - Scouring of foundations at Pier 1 and Pier 5 - Passable |
| CEBU | 13 | | | | | | | | | |
| Talisay | 1 | | | | | | | | | |
| | | Road | | Cebu-Toledo Wharf Road, K0017+000-K0018+000 | NPATV - NOT PASSABLE ALL TYPES VEHICLES | | | 20 December 2021 | | - Not passable due to fallen trees and electric posts and debris as per email received on 21 December 2021, 12:39 PM. - Alternate route: Naga-Uling Road |
| No breakdown | 7 | | | | | | | | | |
| | | Road | | Cebu South Coastal Road | PATV - PASSABLE ALL TYPES VEHICLES | 21 December 2021 | 12:39 pm | 16 December 2021 | | - Fallen trees and electric posts and debris. - Passable as per email received on 21 December 2021, 12:39 PM. |
| | | Road | | Natalio Bacalso Ave. | PATV - PASSABLE ALL TYPES VEHICLES | 21 December 2021 | 12:39 pm | 16 December 2021 | | - Fallen trees and electric posts and debris. - Passable as per email received on 21 December 2021, 12:39 PM. |

| REGION PROVINCE CITY /MUNICIPALITY BARANGAY | | TYPE | CLASSIFICATION | ROAD SECTION/BRIDGE | STATUS | DATE REPORTED (passable) | TIME REPORTED (passable) | DATE REPORTED (not passable) | TIME REPORTED (not passable) | REMARKS |
|---|---|------|----------------|--|---|--------------------------|--------------------------|------------------------------|------------------------------|--|
| | | Road | | K0081+900, Natalio Bacalso Ave. | PTLV - PASSABLE TO LIGHT VEHICLES | | | 18 December 2021 | | - Rock collapse - One lane passable |
| | | Road | | K0082+600, Natalio Bacalso Ave. | PTLV - PASSABLE TO LIGHT VEHICLES | | | 18 December 2021 | | - Damaged slope protection (stone masonry) - One lane passable |
| | | Road | | K0085+800, Dalagute-Mantalongon-Badian Road, Dalagute Side | PTLV - PASSABLE TO LIGHT VEHICLES | | | 18 December 2021 | | - Road slip - One lane passable |
| | | Road | | K0146+509, Santander-Barili-Toldeo Rd | PTLV - PASSABLE TO LIGHT VEHICLES | | | 18 December 2021 | | - Damaged seawall - One lane passable |
| | | Road | | Santander-Barili-Toledo Road | NPATV - NOT PASSABLE ALL TYPES VEHICLES | | | 20 December 2021 | | - Not passable due to damaged/collapsed bridge abutment A and revetment washed-out as per email received on 22 December 2021, 5:16 PM. |
| Toledo | 2 | | | | | | | | | |
| Brgy. Cabitoonan | | Road | | Toledo-Pinamungajan Aloguinsan-Mantalongon Road | NPATV - NOT PASSABLE ALL TYPES VEHICLES | | | 20 December 2021 | | - Not passable due to fallen electrical posts as per email received on 21 December 2021, 12:39 PM. - Detour provided at K0053+950 |
| Brgy. Matabang | | Road | | Toledo-Tabuelan-San Remegio Road | PATV - PASSABLE ALL TYPES VEHICLES | 21 December 2021 | 12:39 pm | 20 December 2021 | | - Fallen acacia tree - Passable as per email received on 21 December 2021, 12:39 PM. |
| Dalaguete | 1 | | | | | | | | | |
| Obong | | Road | | K0087+800 | PATV - PASSABLE ALL TYPES VEHICLES | | | 18 December 2021 | | - Damaged box culvert by flash flood, length = 16m, depth = 4m - Passable |
| Malabuyoc | 1 | | | | | | | | | |

| REGION PROVINCE CITY /MUNICIPALITY BARANGAY | | TYPE | CLASSIFICATION | ROAD SECTION/BRIDGE | STATUS | DATE REPORTED (passable) | TIME REPORTED (passable) | DATE REPORTED (not passable) | TIME REPORTED (not passable) | REMARKS |
|---|----------|--------|----------------|--|---|--------------------------|--------------------------|------------------------------|------------------------------|--|
| | | Bridge | | Sariling Bridge | NPATV - NOT PASSABLE ALL TYPES VEHICLES | | | 20 December 2021 | | - Not passable due to damaged/collapsed bridge abutment A and revetment washed-out as per email received on 22 December 2021, 5:16 PM. |
| Alegria | 1 | | | | | | | | | |
| Brgy. Madridejos | | Road | | SK00178+800 - K0180+000, Intermittent sections, Santander-Barili-Toledo Road | NPATV - NOT PASSABLE ALL TYPES VEHICLES | | | 20 December 2021 | | - Not passable due to damaged/collapsed pavement at intermittent sections due to scouring and damaged seawall from strong waves, fallen trees, electric posts, and other debris, as per email received on 22 December 2021, 5:16 PM. - Alternate route: Sitio Anongan to Alangasil (local road) |
| NEGROS ORIENTAL | 9 | | | | | | | | | |
| Manjuyod | 7 | | | | | | | | | |
| Brgy. Suba | | Road | | K0056+700 | PTLV - PASSABLE TO LIGHT VEHICLES | | | 18 December 2021 | | - Fallen trees - One lane passable as per email received on 20 December 2021, 12:39 PM. |
| Brgy. Suba | | Road | | K0057+400 | PTLV - PASSABLE TO LIGHT VEHICLES | | | 18 December 2021 | | - Mud/debris on roadway from flash flood; estimated volume of debris = 80 cu.m - One lane passable as per email received on 20 December 2021, 12:39 PM. |

| REGION PROVINCE CITY /MUNICIPALITY BARANGAY | | TYPE | CLASSIFICATION | ROAD SECTION/BRIDGE | STATUS | DATE REPORTED (passable) | TIME REPORTED (passable) | DATE REPORTED (not passable) | TIME REPORTED (not passable) | REMARKS |
|---|---|------|----------------|---------------------|---|--------------------------|--------------------------|------------------------------|------------------------------|---|
| Brgy. Poblacion | | Road | | K0058+450 | PTLV - PASSABLE TO LIGHT VEHICLES | | | 18 December 2021 | | - Mud/debris on roadway from flash flood; estimated volume of debris = 5 cu.m - One lane passable as per email received on 20 December 2021, 12:39 PM. |
| Brgy. Sundo-an | | Road | | K0059+100 | PTLV - PASSABLE TO LIGHT VEHICLES | | | 18 December 2021 | | - Fallen trees - One lane passable as per email received on 20 December 2021, 12:39 PM. |
| Brgy. Bala-as | | Road | | . K0062+100 | PTLV - PASSABLE TO LIGHT VEHICLES | | | 18 December 2021 | | - Fallen trees - One lane passable as per email received on 20 December 2021, 12:39 PM. |
| Brgy. Bala-as | | Road | | K0063+300-K0063+500 | PTLV - PASSABLE TO LIGHT VEHICLES | | | 18 December 2021 | | - Fallen trees - One lane passable as per email received on 20 December 2021, 12:39 PM. |
| Brgy. Bala-as | | Road | | K0063+450 | PTLV - PASSABLE TO LIGHT VEHICLES | | | 18 December 2021 | | - Fallen trees - One lane passable as per email received on 20 December 2021, 12:39 PM. |
| Bais | 2 | | | | | | | | | |
| Brgy. Manipac | | Road | | K0059+100 | NPATV - NOT PASSABLE ALL TYPES VEHICLES | | | 20 December 2021 | | - Not Passable due to soil collapse as per email received on 21 December 2021, 12:39 PM. - Alternate route: Mabinay-Ayungon Road |

| REGION PROVINCE CITY /MUNICIPALITY BARANGAY | | TYPE | CLASSIFICATION | ROAD SECTION/BRIDGE | STATUS | DATE REPORTED (passable) | TIME REPORTED (passable) | DATE REPORTED (not passable) | TIME REPORTED (not passable) | REMARKS |
|---|----|------|--------------------|---|---|--------------------------|--------------------------|------------------------------|------------------------------|---|
| Brgy. Manlipac | | Road | | K0061+150 | NPATV - NOT PASSABLE ALL TYPES VEHICLES | | | 20 December 2021 | | - Not Passable due to soil collapse as per email received on 21 December 2021, 12:39 PM. - Alternate route: Mabinay-Ayungon Road |
| REGION 8 | 63 | | | | | | | | | |
| EASTERN SAMAR | 1 | | | | | | | | | |
| Taft | 1 | | | | | | | | | |
| Binaloan | | Road | National (primary) | WRIGHT-TAFT-BORONGAN ROAD Camp.5 Bndry-Jct. Taft K0861+(-439) - K0890+176 | PATV - PASSABLE ALL TYPES VEHICLES | 16 December 2021 | 05:56 pm | 16 December 2021 | 12:00 pm | Temporarily closed to traffic last 16 December 2021, 12:00 PM |
| LEYTE | 22 | | | | | | | | | |
| Mahaplag | 4 | | | | | | | | | |
| Pinamono-an | | Road | National (primary) | K1002+450 | PATV - PASSABLE ALL TYPES VEHICLES | 18 December 2021 | 04:00 pm | 18 December 2021 | 06:00 am | Temporarily closed to traffic last 16 December 2021, 12:00 PM |
| Pinamono-an | | Road | National (primary) | K1002+850 | PATV - PASSABLE ALL TYPES VEHICLES | 18 December 2021 | 01:00 pm | 18 December 2021 | 06:00 am | Temporarily closed to traffic last 16 December 2021, 12:00 PM |
| Polahongon | | Road | National (primary) | K1000+950 | PATV - PASSABLE ALL TYPES VEHICLES | 19 December 2021 | 02:00 pm | 18 December 2021 | 06:00 am | One lane was temporarily closed last 18 December 2021. |
| Polangohon | | Road | National (primary) | Daang Maharlika K0999+950 | PATV - PASSABLE ALL TYPES VEHICLES | 19 December 2021 | 02:00 pm | 18 December 2021 | 06:00 am | Not passable as of 06AM of December 18, 2021 |
| Tolosa | 1 | | | | | | | | | |
| San Roque | | Road | National (primary) | K0933+850 - K933+870Daang Maharlika Road | PATV - PASSABLE ALL TYPES VEHICLES | 24 December 2021 | 06:48 pm | | | - All maintenance crew, ooperators and equipment were deployed for inspection of major roads and bridges |
| Dulag | 3 | | | | | | | | | |

| REGION PROVINCE CITY /MUNICIPALITY BARANGAY | | TYPE | CLASSIFICATION | ROAD SECTION/BRIDGE | STATUS | DATE REPORTED (passable) | TIME REPORTED (passable) | DATE REPORTED (not passable) | TIME REPORTED (not passable) | REMARKS |
|---|---|--------|--------------------|---|------------------------------------|--------------------------|--------------------------|------------------------------|------------------------------|---|
| Luan | | Road | National (primary) | Daang Maharlika K0936+680-K936+830 | PATV - PASSABLE ALL TYPES VEHICLES | 24 December 2021 | 06:00 pm | | | - All maintenance crew, operators, and equipment were deployed for inspection of major roads and bridges. |
| San Jose | | Road | National (primary) | Daang Maharlika K0935+(-150) | PATV - PASSABLE ALL TYPES VEHICLES | 24 December 2021 | 06:00 pm | | | - All maintenance crew, operators, and equipment were deployed for inspection of major roads and bridges. |
| San Jose | | Road | National (primary) | Daang Maharlika K0935+585 | PATV - PASSABLE ALL TYPES VEHICLES | 24 December 2021 | 06:00 pm | | | All maintenance crew, operators, and equipment were deployed for inspection of major roads and bridges. |
| Kananga | 2 | | | | | | | | | |
| Natubgan | | Road | National (primary) | Palo-Carigara-Ormoc Road | PATV - PASSABLE ALL TYPES VEHICLES | 24 December 2021 | 06:00 pm | | | All maintenance crew, operators, and equipment were deployed for inspection of major roads and bridges. |
| Rizal | | Road | National (primary) | Kananga-Tongonan Hotspring Road K0998+522-K0998+522 (left side) | PATV - PASSABLE ALL TYPES VEHICLES | 24 December 2021 | 06:00 pm | | | All maintenance crew, operators, and equipment were deployed for inspection of major roads and bridges. |
| Albuera | 6 | | | | | | | | | |
| Malitbug | | Road | National (primary) | Ormoc-Baybay-So. Leyte, Bdry Road K1024+713.60 (left side) | PATV - PASSABLE ALL TYPES VEHICLES | 24 December 2021 | 06:00 pm | | | All maintenance crew, operators, and equipment were deployed for inspection of major roads and bridges. |
| Cambalading | | Road | National (primary) | Ormoc-Baybay-So. Leyte Bdry Road K1023+300 (Right side) | PATV - PASSABLE ALL TYPES VEHICLES | 24 December 2021 | 06:00 pm | | | All maintenance crew, operators, and equipment were deployed for inspection of major roads and bridges. |
| Benolho | | Bridge | National (primary) | Ormoc-Baybay-So. Leyte K1021+484, Benolho Flood Control Structure (left side) | PATV - PASSABLE ALL TYPES VEHICLES | 24 December 2021 | 06:00 pm | | | All maintenance crew, operators, and equipment were deployed for inspection of major roads and bridges. |

| REGION PROVINCE CITY /MUNICIPALITY BARANGAY | | TYPE | CLASSIFICATION | ROAD SECTION/BRIDGE | STATUS | DATE REPORTED (passable) | TIME REPORTED (passable) | DATE REPORTED (not passable) | TIME REPORTED (not passable) | REMARKS |
|---|----|--------|--------------------|--|------------------------------------|--------------------------|--------------------------|------------------------------|------------------------------|---|
| Calingatnan | | Bridge | National (primary) | Ormoc-Baybay-So. Leyte K1028+118, Abutment B, Flood control Structure | PATV - PASSABLE ALL TYPES VEHICLES | 24 December 2021 | 06:00 pm | | | All maintenance crew, operators, and equipment were deployed for inspection of major roads and bridges. |
| Tabgas | | Bridge | National (primary) | Ormoc-Baybay-So. Leyte K1029+409, Tabgas (right side)Flood Control | PATV - PASSABLE ALL TYPES VEHICLES | 24 December 2021 | 06:00 pm | | | |
| Tabgas | | Bridge | National (primary) | Ormoc -Baybay-So. Leyte Bdry Road K1029 | PATV - PASSABLE ALL TYPES VEHICLES | 24 December 2021 | 06:00 pm | | | |
| Ormoc | 4 | | | | | | | | | |
| Ipil | | Bridge | National (primary) | Ormoc-Baybay-So. Leyte K1015+503 PanalianBridge 1, Flood Control Structure (left and right side) | PATV - PASSABLE ALL TYPES VEHICLES | 24 December 2021 | 06:00 pm | | | All maintenance crew, operators, and equipment were deployed for inspection of major roads and bridges. |
| Campdownes | | Road | National (primary) | Ormoc Cadre By-Pass Road, (Camp Downes) S00163LT | PATV - PASSABLE ALL TYPES VEHICLES | 24 December 2021 | 06:00 pm | | | |
| Bagongbong | | Bridge | National (primary) | Ormoc-Baybay-So. Leyte Bdry Road, Bagongbong Flood Control Structure | PATV - PASSABLE ALL TYPES VEHICLES | 24 December 2021 | 06:00 pm | | | |
| Mahayahay | | Bridge | National (primary) | Ormoc-Baybay-So. Leyte Bdry Road MAyahayay Flood Control structure | PATV - PASSABLE ALL TYPES VEHICLES | 24 December 2021 | 06:00 pm | | | |
| Inopacan | 1 | | | | | | | | | |
| Esperanza | | Road | National (primary) | Ormoc-Baybay-So. Leyte Bdry Road K1082+000-K1123+000 | PATV - PASSABLE ALL TYPES VEHICLES | 19 December 2021 | 02:00 pm | 18 December 2021 | 06:00 am | Not passable as of 06AM of December 18, 2021 |
| Bato | 1 | | | | | | | | | |
| Tagaytay | | Road | National (primary) | Bato-Bontoc Road K1110+870 | PATV - PASSABLE ALL TYPES VEHICLES | 24 December 2021 | 06:00 pm | 18 December 2021 | 06:00 am | |
| SOUTHERN LEYTE | 40 | | | | | | | | | |

| REGION PROVINCE CITY /MUNICIPALITY BARANGAY | | TYPE | CLASSIFICATION | ROAD SECTION/BRIDGE | STATUS | DATE REPORTED (passable) | TIME REPORTED (passable) | DATE REPORTED (not passable) | TIME REPORTED (not passable) | REMARKS |
|---|----|------|--------------------|---|------------------------------------|--------------------------|--------------------------|------------------------------|------------------------------|--|
| Bontoc | 1 | | | | | | | | | |
| | | Road | National (primary) | Bato-Bontoc Road | PATV - PASSABLE ALL TYPES VEHICLES | 22 December 2021 | 06:00 pm | | | - One lane passable. - Clearing operations are ongoing. |
| Sogod | 17 | | | | | | | | | |
| | | Road | National (primary) | Daang Maharlika - Bdry. Mahaplag-Sogod Road | PATV - PASSABLE ALL TYPES VEHICLES | 21 December 2021 | 10:00 am | | | - One lane passable. - Clearing operations are ongoing. |
| | | Road | National (primary) | Daang Maharlika - Sogod-Libagon Road | PATV - PASSABLE ALL TYPES VEHICLES | | | | | - Passable (with intermittent sections with one lane passable) - Clearing operations are ongoing. |
| Salvacion | | Road | National (primary) | Bdry Mahaplag-Sogod Road K1023+250 | PATV - PASSABLE ALL TYPES VEHICLES | 24 December 2021 | 06:00 pm | | | Clearing operations are ongoing |
| Panchovilla | | Road | National (primary) | K1015+420-K1015+580 | PATV - PASSABLE ALL TYPES VEHICLES | 24 December 2021 | 06:00 pm | | | Clearing operations are ongoing |
| Panchovilla | | Road | National (primary) | K1015+620 | PATV - PASSABLE ALL TYPES VEHICLES | 24 December 2021 | 06:00 pm | | | Clearing operations are ongoing |
| Olisihan | | Road | National (primary) | K1017+100 | PATV - PASSABLE ALL TYPES VEHICLES | 24 December 2021 | 06:00 pm | | | Clearing operations are ongoing |
| Panchovilla | | Road | National (primary) | K1015+200 | PATV - PASSABLE ALL TYPES VEHICLES | 24 December 2021 | 06:00 pm | | | Clearing operations are ongoing |
| Olisihan | | Road | National (primary) | K1018+880 | PATV - PASSABLE ALL TYPES VEHICLES | 24 December 2021 | 06:00 pm | | | Clearing operations are ongoing |
| Panchovilla | | Road | National (primary) | K1016+750 | PATV - PASSABLE ALL TYPES VEHICLES | 24 December 2021 | 06:00 pm | | | Clearing operations are ongoing |

| REGION PROVINCE CITY /MUNICIPALITY BARANGAY | | TYPE | CLASSIFICATION | ROAD SECTION/BRIDGE | STATUS | DATE REPORTED (passable) | TIME REPORTED (passable) | DATE REPORTED (not passable) | TIME REPORTED (not passable) | REMARKS |
|---|---|--------|--------------------|---|------------------------------------|--------------------------|--------------------------|------------------------------|------------------------------|---|
| Panchovilla | | Road | National (primary) | K1015+100 | PATV - PASSABLE ALL TYPES VEHICLES | 24 December 2021 | 06:00 pm | | | Clearing operations are on-going |
| Kahupian | | Road | National (primary) | K1010+089(RS) | PATV - PASSABLE ALL TYPES VEHICLES | 24 December 2021 | 06:00 pm | | | Clearing operations are on-going |
| Kahupian | | Road | National (primary) | K1010+000 | PATV - PASSABLE ALL TYPES VEHICLES | 24 December 2021 | 06:00 pm | | | Clearing operations are on-going |
| Kahupian | | Road | National (primary) | K1010+130 | PATV - PASSABLE ALL TYPES VEHICLES | 24 December 2021 | 06:00 pm | | | |
| Kahupian | | Road | National (primary) | K1010+200 | PATV - PASSABLE ALL TYPES VEHICLES | 24 December 2021 | 06:00 pm | | | |
| Kahupian | | Road | National (primary) | K1010+600 | PATV - PASSABLE ALL TYPES VEHICLES | 24 December 2021 | 06:00 pm | | | |
| Kahupian | | Road | National (primary) | K1008+290 | PATV - PASSABLE ALL TYPES VEHICLES | 24 December 2021 | 06:00 pm | | | |
| | | Bridge | National (primary) | K1004+(-031)-K1019+000 | PATV - PASSABLE ALL TYPES VEHICLES | 24 December 2021 | 06:00 pm | | | |
| Libagon | 1 | | | | | | | | | |
| | | Road | National (primary) | Daang Maharlika - (Libagon-Liloan Section) S00223LT K1025+000-K1050+000 | PATV - PASSABLE ALL TYPES VEHICLES | | | | | - Passable (with intermittent sections with one lane passable) - Clearing operations are on-going. |
| Liloan | 3 | | | | | | | | | |
| | | Road | National (primary) | Daang Maharlika - (Liloan Section) S00223LT K1050+000-K1055+134 | PATV - PASSABLE ALL TYPES VEHICLES | | | | | - Passable (with intermittent sections with one lane passable) - Clearing operations are on-going. |

| REGION PROVINCE CITY /MUNICIPALITY BARANGAY | | TYPE | CLASSIFICATION | ROAD SECTION/BRIDGE | STATUS | DATE REPORTED (passable) | TIME REPORTED (passable) | DATE REPORTED (not passable) | TIME REPORTED (not passable) | REMARKS |
|---|---|------|--------------------|--|------------------------------------|--------------------------|--------------------------|------------------------------|------------------------------|---|
| | | Road | National (primary) | Liloan-San Ricardo Road - (Liloan-San Francisco Section) S00218LT K1056+(-896)-K1064+000 | PATV - PASSABLE ALL TYPES VEHICLES | | | | | - Passable (with intermittent sections with one lane passable) - Clearing operations are completed as of 19 December 2021, 9:30PM. |
| | | Road | National (primary) | Liloan-San Ricardo Road - b.San Francisco-San Ricardo Section (S00218LT) K1064+000 - K1096+195 | PATV - PASSABLE ALL TYPES VEHICLES | | | | | - Passable (with intermittent sections with one lane passable) - Clearing operations are ongoing. |
| San Ricardo | 1 | | | | | | | | | |
| | | Road | National (primary) | San Ricardo-Bilatan Road - San Ricardo-Bil-atan Road (S00219LT) K1097+000 - K1102+000 | PATV - PASSABLE ALL TYPES VEHICLES | | | | | - One lane passable - Clearing operations are ongoing. |
| Silago | 3 | | | | | | | | | |
| | | Road | National (primary) | Jct. Himay-angan-Silago-Abuyog Bdry. Road - Jct. Himay-angan-Liloan-St. Bernard-San Juan Section (S00228LT) K1050+(-319) - K1071+000 | PATV - PASSABLE ALL TYPES VEHICLES | | | | | Passable (with intermittent sections with one lane passable) |
| | | Road | National (primary) | Jct. Himay-angan-Silago-Abuyog Bdry. Road - Jct. Himay-angan-Silago-Abuyog Bdry. Road (S00228LT) K1120+(-723) - K1132+000 | PATV - PASSABLE ALL TYPES VEHICLES | | | | | - Passable (with intermittent sections with one lane passable) - Clearing operations are ongoing. |
| | | Road | National (primary) | Abuyog-Silago Road - Abuyog-Silago Road (S00195LT) K0996+(-651) - K1011+931 | PATV - PASSABLE ALL TYPES VEHICLES | | | | | - Passable (with intermittent sections with one lane passable) - Clearing operations are ongoing. |
| San Juan (Cabalian) | 1 | | | | | | | | | |

| REGION PROVINCE CITY /MUNICIPALITY BARANGAY | | TYPE | CLASSIFICATION | ROAD SECTION/BRIDGE | STATUS | DATE REPORTED (passable) | TIME REPORTED (passable) | DATE REPORTED (not passable) | TIME REPORTED (not passable) | REMARKS |
|---|----|------|--------------------|---|------------------------------------|--------------------------|--------------------------|------------------------------|------------------------------|---|
| | | Road | National (primary) | Jct. Himay-angan-Silago-Abuyog Bdry. Road - San Juan-Hinunangan Section (S00228LT) K1071+000 - K1109+000 | PATV - PASSABLE ALL TYPES VEHICLES | | | | | - Passable (with intermittent sections with one lane passable) - Clearing operations are on-going. |
| Hinunangan | 1 | | | | | | | | | |
| | | Road | National (primary) | Jct. Himay-angan-Silago-Abuyog Bdry. Road - Hinunangan-Silago Section (S00228LT) K1109+000 - K1119+019 | PATV - PASSABLE ALL TYPES VEHICLES | | | | | - Passable (with intermittent sections with one lane passable) - Clearing operations are on-going. |
| No breakdown | 12 | | | | | | | | | |
| | | Road | National (primary) | a. Maasin-Macrohon Area (S00194LT)K1124+(-325)-K1157+000 b. Tomas Oppus Street (S00222LT) K1137+(-911)-K1138+400 c. Jct Panan-awan Airport (S00226LT) K1125+(-321)-K1126+000 d. Macrohon-Bontoc Area (S00134LT) K1157+000-K1193+000 | PATV - PASSABLE ALL TYPES VEHICLES | 24 December 2021 | 06:00 pm | | | Clearing operations are on-going |
| | | Road | National (primary) | Bato-Bontoc Road K1121+(-832)-K1128+609 | PATV - PASSABLE ALL TYPES VEHICLES | 24 December 2021 | 06:00 pm | | | Clearing operations are on-going |
| | | Road | National (primary) | Sogod-Libagon Road | PATV - PASSABLE ALL TYPES VEHICLES | 24 December 2021 | 06:00 pm | | | Clearing operations are on-going |
| | | Road | National (primary) | Libagon-Liloan Section S00223LT K1025+000-K1050+000 | PATV - PASSABLE ALL TYPES VEHICLES | 24 December 2021 | 06:00 pm | | | Clearing operations are on-going |
| | | Road | National (primary) | Liloan-San ricardo Road a. (Liloan-San Francisco Section S00218LT K1056+(-836)-K1064+000 | PATV - PASSABLE ALL TYPES VEHICLES | 24 December 2021 | 06:00 pm | | | Clearing operations are completed as of 9:30 PM of Dec19, 2021 |

| REGION PROVINCE CITY /MUNICIPALITY BARANGAY | | TYPE | CLASSIFICATION | ROAD SECTION/BRIDGE | STATUS | DATE REPORTED (passable) | TIME REPORTED (passable) | DATE REPORTED (not passable) | TIME REPORTED (not passable) | REMARKS |
|---|----|------|-------------------------------|---|------------------------------------|--------------------------|--------------------------|------------------------------|------------------------------|--|
| | | Road | National (primary) | San Francisco-San Ricardo Section (S00218LT) K1064+000-K1036+135 | PATV - PASSABLE ALL TYPES VEHICLES | 24 December 2021 | 06:00 pm | | | -Passable (with intermittent section with one lane passable) |
| | | Road | National (primary) | San Ricardo- Bilatan Road (S00219LT) K1097+000-K1102+000 | PATV - PASSABLE ALL TYPES VEHICLES | 24 December 2021 | 06:00 pm | | | -Passable (with intermittent section with one lane passable) |
| | | Road | National (primary) | Jct Himay-angan-Liloan-St. Bernard-San Juan section (S00228LT) K1050+(-319)-K1071+000 | PATV - PASSABLE ALL TYPES VEHICLES | 24 December 2021 | 06:00 pm | | | Clearing operations ongoing |
| | | Road | National (primary) | San Juan-Hinunangan Section(S00228LT) K1071+000-K1103+000 | PATV - PASSABLE ALL TYPES VEHICLES | 24 December 2021 | 06:00 pm | | | Clearing operations ongoing |
| | | Road | National (primary) | Hinunangan-Silago Section (S00228LT) K1103+000-K1113+019 | PATV - PASSABLE ALL TYPES VEHICLES | 24 December 2021 | 06:00 pm | | | Clearing operations ongoing |
| | | Road | National (primary) | Jct Himay-angan-Silago-Abuyog Bdry Road (S00228LT) K1120+(-723) - K1132+000 | PATV - PASSABLE ALL TYPES VEHICLES | 24 December 2021 | 06:00 pm | | | Clearing operations ongoing |
| | | Road | National (primary) | Abuyog-Silago road (S00195LT) K0996+(-651)-K1011+931 | PATV - PASSABLE ALL TYPES VEHICLES | 24 December 2021 | 06:00 pm | | | Clearing operations ongoing |
| REGION 10 | 30 | | | | | | | | | |
| MISAMIS ORIENTAL | 10 | | | | | | | | | |
| Cagayan de Oro | 4 | | | | | | | | | |
| Indahag | | Road | City/Municipality (secondary) | Road Section Landslide | PATV - PASSABLE ALL TYPES VEHICLES | | | 16 December 2021 | | |
| Carmen | | Road | City/Municipality (secondary) | Road Section Rock fall | PATV - PASSABLE ALL TYPES VEHICLES | 16 December 2021 | | 16 December 2021 | | |
| Lapasan(k1436+0800) | | Road | City/Municipality (secondary) | Flooding | PATV - PASSABLE ALL TYPES VEHICLES | 16 December 2021 | | 16 December 2021 | | |

| REGION PROVINCE CITY /MUNICIPALITY BARANGAY | | TYPE | CLASSIFICATION | ROAD SECTION/BRIDGE | STATUS | DATE REPORTED (passable) | TIME REPORTED (passable) | DATE REPORTED (not passable) | TIME REPORTED (not passable) | REMARKS |
|---|-----------|--------|-------------------------------|---------------------|---|--------------------------|--------------------------|------------------------------|------------------------------|---|
| Puntod (K1439+0050) | | Road | City/Municipality (secondary) | Flooding | PATV - PASSABLE ALL TYPES VEHICLES | 16 December 2021 | | 16 December 2021 | | |
| Gingoog | 1 | | | | | | | | | |
| Samay | | Road | City/Municipality (secondary) | Landslide | NPATV - NOT PASSABLE ALL TYPES VEHICLES | | | 16 December 2021 | | |
| Claveria | 1 | | | | | | | | | |
| Aposkahoy | | Road | National (primary) | Solid Collapse | PATV - PASSABLE ALL TYPES VEHICLES | | | 16 December 2021 | | |
| Sugbongcogon | 2 | | | | | | | | | |
| Brgy. Kiraging | | Road | National (primary) | Road Section | PATV - PASSABLE ALL TYPES VEHICLES | 22 December 2021 | | | | One lane passable due to landslide |
| K1392 + 0800 – K1392 + 0815 | | Road | National (primary) | Road Section | PATV - PASSABLE ALL TYPES VEHICLES | 22 December 2021 | | | | One lane passable due to fallen trees |
| Tagoloan | 2 | | | | | | | | | |
| Sta. Ana | | Bridge | City/Municipality (secondary) | Old and New Bridge | PTLV - PASSABLE TO LIGHT VEHICLES | 20 December 2021 | | 16 December 2021 | | currently requesting assistance from Regional level |
| Rosario | | Road | Barangay (secondary) | road section | PTLV - PASSABLE TO LIGHT VEHICLES | 20 December 2021 | | 17 December 2021 | | Passable to Motorcycles |
| BUKIDNON | 11 | | | | | | | | | |
| Talakag | 5 | | | | | | | | | |
| Lirongan | | Road | National (primary) | Solid Collapse | PATV - PASSABLE ALL TYPES VEHICLES | 18 December 2021 | 04:00 pm | 16 December 2021 | | |
| Sitio Batang, Cosina | | Road | Barangay (secondary) | Road Section | PATV - PASSABLE ALL TYPES VEHICLES | 17 December 2021 | | | | |
| P3, Tikalaan | | Road | Barangay (secondary) | | PATV - PASSABLE ALL TYPES VEHICLES | 19 December 2021 | | | | |

| REGION PROVINCE CITY /MUNICIPALITY BARANGAY | | TYPE | CLASSIFICATION | ROAD SECTION/BRIDGE | STATUS | DATE REPORTED (passable) | TIME REPORTED (passable) | DATE REPORTED (not passable) | TIME REPORTED (not passable) | REMARKS |
|---|---|--------|----------------------|---------------------|------------------------------------|--------------------------|--------------------------|------------------------------|------------------------------|-----------------------------|
| Sitio Salawagan, Lerongan | | Road | Barangay (secondary) | | PATV - PASSABLE ALL TYPES VEHICLES | 20 December 2021 | | | | |
| Sitio Tankulan, Lerongan | | Road | Barangay (secondary) | | PATV - PASSABLE ALL TYPES VEHICLES | 19 December 2021 | | | | |
| Sumilao | 2 | | | | | | | | | |
| San Vicente | | Road | National (primary) | Road section | PATV - PASSABLE ALL TYPES VEHICLES | | | 16 December 2021 | | |
| San Vicente | | Road | National (primary) | road section | PATV - PASSABLE ALL TYPES VEHICLES | 16 December 2021 | | | | Soil Collapse with rockfall |
| Valencia | 1 | | | | | | | | | |
| (S00641MN) K1610+397 (New Batangan Bridge) | | Bridge | National (primary) | | PATV - PASSABLE ALL TYPES VEHICLES | 18 December 2021 | | | | |
| Malaybalay | 1 | | | | | | | | | |
| K1518+000-K1566+000 (S00631MN) | | Road | National (primary) | | PATV - PASSABLE ALL TYPES VEHICLES | 18 December 2021 | | | | |
| Malitbog | 1 | | | | | | | | | |

| REGION PROVINCE CITY /MUNICIPALITY BARANGAY | | TYPE | CLASSIFICATION | ROAD SECTION/BRIDGE | STATUS | DATE REPORTED (passable) | TIME REPORTED (passable) | DATE REPORTED (not passable) | TIME REPORTED (not passable) | REMARKS |
|--|----------|--------|----------------------------------|---------------------|---|--------------------------|--------------------------|------------------------------|------------------------------|---|
| Brgy Siloo, Malitbog, Bukidnon K1463+503-K1463+528 | | Road | National (primary) | road section | PATV - PASSABLE ALL TYPES VEHICLES | 23 December 2021 | | 16 December 2021 | | - Damaged Newly Constructed Spillway at Siloo Bridge - DPWH maintenance crew and heavy equipment cannot proceed with the clearing operation due to damage on the approach of the Sta. Ana bridge, which is the only access to San Luis, Malitbog, Bukidnon. - Repair of damaged approach of Sta. Ana Bridge is on- going. |
| Impasugong | 1 | | | | | | | | | |
| K1484+550-K1484+555 | | Road | National (primary) | Road Section | PTLV - PASSABLE TO LIGHT VEHICLES | 22 December 2021 | | | | Soil Erosion |
| LANAO DEL NORTE | 8 | | | | | | | | | |
| Iligan | 3 | | | | | | | | | |
| Digkilaan | | Road | National (primary) | Solid Collapse | PATV - PASSABLE ALL TYPES VEHICLES | | | 16 December 2021 | | |
| K1552 + 300, Sitio salinsing, Brgy. Rogongon, Iligan City | | Road | National (primary) | Road Section | PATV - PASSABLE ALL TYPES VEHICLES | 22 December 2021 | | | | One lane passable due to landslide |
| K1557 +290, Purok Lindaban, rogongon, Iligan City | | Road | National (primary) | Road Section | PATV - PASSABLE ALL TYPES VEHICLES | | | 22 December 2021 | | Soil collapse |
| Kauswagan | 1 | | | | | | | | | |
| Libertad | | Bridge | City/Municipality (secondary) | | PATV - PASSABLE ALL TYPES VEHICLES | | | | | Ongoing repair of partially damaged submarine bridge |
| Matungao | 4 | | | | | | | | | |

| REGION PROVINCE CITY /MUNICIPALITY BARANGAY | | TYPE | CLASSIFICATION | ROAD SECTION/BRIDGE | STATUS | DATE REPORTED (passable) | TIME REPORTED (passable) | DATE REPORTED (not passable) | TIME REPORTED (not passable) | REMARKS |
|---|----|------|-------------------------------|----------------------------|------------------------------------|--------------------------|--------------------------|------------------------------|------------------------------|---|
| Pangi | | Road | City/Municipality (secondary) | | PATV - PASSABLE ALL TYPES VEHICLES | 20 December 2021 | | 17 December 2021 | | - Blocked by a fallen tree - |
| Poblacion | | Road | City/Municipality (secondary) | | PATV - PASSABLE ALL TYPES VEHICLES | 20 December 2021 | | 17 December 2021 | | - Blocked by a fallen tree - |
| Batangan | | Road | City/Municipality (secondary) | | PATV - PASSABLE ALL TYPES VEHICLES | 20 December 2021 | | 17 December 2021 | | - Blocked by a fallen tree - |
| • Rupagan to Pagayawan Provincial road, Bacolod, LDN | | Road | Provincial (secondary) | | PATV - PASSABLE ALL TYPES VEHICLES | 20 December 2021 | | 17 December 2021 | | - Half lane of the carriageway of the concrete pavement was covered by the trunk and branches of the fallen gemelina tree. - Cutting and clearing of the branches that covered the roadway |
| MISAMIS OCCIDENTAL | 1 | | | | | | | | | |
| Oroquieta | 1 | | | | | | | | | |
| K1747+0780-K1747+0800 Brgy. Tuyabang Bajo, Oroquieta City | | Road | National (primary) | road section | PATV - PASSABLE ALL TYPES VEHICLES | 20 December 2021 | | | | One lane passable to all types of vehicles |
| CARAGA | 22 | | | | | | | | | |
| DINAGAT ISLANDS | 1 | | | | | | | | | |
| San Jose | 1 | | | | | | | | | |
| Mahayahay | | Road | National (primary) | S00007DG-Dinagat-Loreto Rd | PTLV - PASSABLE TO LIGHT VEHICLES | | | 15 December 2021 | 03:27 pm | -One Lane Passable to Light Vehicles Only due to road slip, Installed warning signs and barricades. |
| SURIGAO DEL SUR | 3 | | | | | | | | | |
| Cortes | 1 | | | | | | | | | |

| REGION PROVINCE CITY /MUNICIPALITY BARANGAY | | TYPE | CLASSIFICATION | ROAD SECTION/BRIDGE | STATUS | DATE REPORTED (passable) | TIME REPORTED (passable) | DATE REPORTED (not passable) | TIME REPORTED (not passable) | REMARKS |
|---|----------|------|--------------------|--|------------------------------------|--------------------------|--------------------------|------------------------------|------------------------------|---|
| Poblacion | | Road | National (primary) | S00313MN-Surigao-Davao Coastal Rd | PATV - PASSABLE ALL TYPES VEHICLES | 16 December 2021 | 10:40 am | 16 December 2021 | | Fallen Trees Fallen Utility. Posts clearing operations is completed |
| Lianga | 1 | | | | | | | | | |
| Poblacion | | Road | National (primary) | S00313MN-Surigao-Davao Coastal Rd | PATV - PASSABLE ALL TYPES VEHICLES | 16 December 2021 | 10:41 am | | | Clearing operations is completed |
| Lanuza | 1 | | | | | | | | | |
| Nurcia | | Road | National (primary) | K1269+0800 to K1269+0850 | PATV - PASSABLE ALL TYPES VEHICLES | 16 December 2021 | 11:20 am | 18 December 2021 | 08:47 am | Fallen Trees. Passable to all types of vehicles. |
| SURIGAO DEL NORTE | 3 | | | | | | | | | |
| Tubod | 1 | | | | | | | | | |
| Marga | | Road | National (primary) | S00358MN-Surigao-Davao Coastal Rd | PATV - PASSABLE ALL TYPES VEHICLES | 16 December 2021 | 11:00 am | 16 December 2021 | | Soil Erosion. Cleared |
| San Benito | 1 | | | | | | | | | |
| San Juan | | Road | National (primary) | S00009SG- Jct Del Carmen-Sta Monica-Sn Isidro Rd | PTLV - PASSABLE TO LIGHT VEHICLES | | | | 11:06 pm | - Rock or Slope Collapse. Limited Access - At least 1 lane for all types of vehicles |
| Surigao City | 1 | | | | | | | | | |
| Capalayan, | | Road | National (primary) | S00009SG – Jct. Del Carmen-Sta. Monica-Sn. Isidro Rd | PATV - PASSABLE ALL TYPES VEHICLES | 16 December 2021 | | | | Soil Erosion. One lane passable |
| AGUSAN DEL NORTE | 2 | | | | | | | | | |
| Cabadbaran | 1 | | | | | | | | | |
| Mabini | | Road | National (primary) | S00399MN-Daang Maharlika Surigao Agusan Sect | PATV - PASSABLE ALL TYPES VEHICLES | 16 December 2021 | 04:00 pm | 16 December 2021 | 11:57 am | Fallen Trees. Passable (All Lanes & All Types of Vehicles) Clearing operation completed |
| Remedios T. Romualdez | 1 | | | | | | | | | |

| REGION PROVINCE CITY /MUNICIPALITY BARANGAY | | TYPE | CLASSIFICATION | ROAD SECTION/BRIDGE | STATUS | DATE REPORTED (passable) | TIME REPORTED (passable) | DATE REPORTED (not passable) | TIME REPORTED (not passable) | REMARKS |
|---|----------|------|--------------------|--|------------------------------------|--------------------------|--------------------------|------------------------------|------------------------------|--|
| Poblacion | | Road | National (primary) | S00433MN-Butuan City-Malaybalay Rd | PATV - PASSABLE ALL TYPES VEHICLES | 16 December 2021 | | 18 December 2021 | 08:47 am | Flooded. Passable (All Lanes & All Types of Vehicles) Clearing operation completed |
| AGUSAN DEL SUR | 6 | | | | | | | | | |
| San Francisco | 1 | | | | | | | | | |
| Alegria | | Road | National (primary) | S00444MN-Daang Maharlika San Francisco Rotunda | PATV - PASSABLE ALL TYPES VEHICLES | 16 December 2021 | 12:33 pm | 16 December 2021 | 12:00 pm | Passable (All Lanes & All Types of Vehicles) Clearing operation completed. |
| Bayugan | 2 | | | | | | | | | |
| Sto. Nino | | Road | National (primary) | a. K1285 + 600, | PATV - PASSABLE ALL TYPES VEHICLES | 18 December 2021 | 03:00 pm | 18 December 2021 | 11:32 am | Landslide. Continuous monitoring and installation of signages. |
| Berseba | | Road | National (primary) | NRJ Bayugan-Calaitan-Tandag | PTLV - PASSABLE TO LIGHT VEHICLES | 18 December 2021 | | 22 December 2021 | 05:06 pm | Limited access. One Lane Passable to Light Vehicles Only due to road cut and sinking/collapsed pavement |
| Prosperidad | 1 | | | | | | | | | |
| Lucena | | Road | National (primary) | NJR Bah-Bah-Talacogon Rd. | PTLV - PASSABLE TO LIGHT VEHICLES | 18 December 2021 | 06:00 am | 16 December 2021 | 01:22 pm | Flooded. Limited Access. One Lane Passable to Light Vehicles Only due to damaged Detour Road, Damaged Bailey Bridge, Flooding, and Soil Slope Collapse |
| Sibagat | 1 | | | | | | | | | |
| San Vicente | | Road | National (primary) | K1257+0150 to K1257+0300 | PATV - PASSABLE ALL TYPES VEHICLES | 18 December 2021 | 06:00 am | 16 December 2021 | 05:05 am | Flooded. Passable to all types of vehicles. |

| REGION PROVINCE CITY /MUNICIPALITY BARANGAY | | TYPE | CLASSIFICATION | ROAD SECTION/BRIDGE | STATUS | DATE REPORTED (passable) | TIME REPORTED (passable) | DATE REPORTED (not passable) | TIME REPORTED (not passable) | REMARKS |
|---|---|--------|--------------------|---|------------------------------------|--------------------------|--------------------------|------------------------------|------------------------------|--|
| Esperanza | 1 | | | | | | | | | |
| Nato | | Road | National (primary) | K1282+0300 | PATV - PASSABLE ALL TYPES VEHICLES | 21 December 2021 | | 20 December 2021 | 08:42 am | Flooded. Passable to all types of vehicles. |
| BUTUAN CITY | 7 | | | | | | | | | |
| Butuan | 7 | | | | | | | | | |
| Pianing | | Bridge | National (primary) | K1235+0380 to K1235+0395 | PTLV - PASSABLE TO LIGHT VEHICLES | 16 December 2021 | | 18 December 2021 | 03:40 pm | Damaged Bridge. One lane passable |
| De Oro, | | Road | National (primary) | S00414MN- Mayor Democrito D. Plaza II Ave | PATV - PASSABLE ALL TYPES VEHICLES | 20 December 2021 | 03:20 pm | 16 December 2021 | 01:31 pm | Soil Erosion. Passable (All Lanes & All Types of Vehicles) |
| Masao | | Road | National (primary) | S00434MN- Butuan City- Masao Port Rd | PATV - PASSABLE ALL TYPES VEHICLES | 16 December 2021 | | 16 December 2021 | 01:02 pm | Fallen Trees. Passable (All Lanes & All Types of Vehicles) Clearing operation completed. |
| San Mateo, | | Road | National (primary) | S00433MN- Butuan City- Malaybalay Rd | PATV - PASSABLE ALL TYPES VEHICLES | 20 December 2021 | 02:37 pm | 16 December 2021 | 10:04 am | Landslide. Passable (All Lanes & All Types of Vehicles)Landslide cleared |
| Anticala | | Road | National (primary) | K1245+0950 to K1246+0250 | PATV - PASSABLE ALL TYPES VEHICLES | 21 December 2021 | | 16 December 2021 | 05:30 pm | Slope collapsed. Passable to all types of vehicles. Cleared |
| Lemon | | Road | National (primary) | K1238+0000 to K1238+0500 | PATV - PASSABLE ALL TYPES VEHICLES | 18 December 2021 | | 16 December 2021 | 08:47 am | Flooded. Passable to all types of vehicles. |
| Mahay | | Road | National (primary) | K1238+0500 to K1240+0000 | PATV - PASSABLE ALL TYPES VEHICLES | 18 December 2021 | | 16 December 2021 | 08:47 am | Flooded. Passable to all types of vehicles. |

POWER

| REGION PROVINCE CITY /MUNICIPALITY BARANGAY | | TYPE | SERVICE PROVIDER | DATE OF INTERRUPTION/ OUTAGE | TIME OF INTERRUPTION/ OUTAGE | DATE RESTORED | TIME RESTORED | REMARKS |
|---|-----|--------------|------------------|------------------------------|------------------------------|------------------|---------------|--|
| GRAND TOTAL | 357 | | | | | | | |
| MIMAROPA | 29 | | | | | | | |
| MARINDUQUE | 6 | | | | | | | |
| Province-Wide | 6 | | | | | | | |
| | | Interruption | MARELCO | 16 December 2021 | 22:45 | 16 December 2021 | 23:12 | |
| OCCIDENTAL MINDORO | 2 | | | | | | | |
| Mamburao | 1 | | | | | | | |
| | | Interruption | OMEKO | 17 December 2021 | 08:00 | 17 December 2021 | | |
| Rizal | 1 | | | | | | | |
| | | Interruption | OMEKO | 17 December 2021 | 06:00 | 18 December 2021 | | |
| PALAWAN | 21 | | | | | | | |
| Cagayancillo | 1 | | | | | | | |
| | | Outage | PALECO | 16 December 2021 | 20:30 | 28 December 2021 | 17:00 | |
| Agutaya | 1 | | | | | | | |
| | | Outage | PALECO | 17 December 2021 | 05:20 | 18 December 2021 | 01:00 | |
| Araceli | 1 | | | | | | | |
| | | Outage | PALECO | 17 December 2021 | 06:10 | | | |
| San Vicente | 1 | | | | | | | |
| | | Interruption | PALECO | 17 December 2021 | 07:00 | 31 December 2021 | | As of December 31, 2021, Brgy Poblacion is now at 80% operational other barangay still ongoing constructing of electrical post |
| El Nido (Bacuit) | 1 | | | | | | | |
| | | Interruption | PALECO | 17 December 2021 | 07:45 | 23 December 2021 | 10:00 | 36.36% power supply restored |
| Cuyo | 1 | | | | | | | |
| | | Outage | PALECO | 17 December 2021 | 05:00 | 23 December 2021 | | |
| Magsaysay | 1 | | | | | | | |
| | | Outage | PALECO | 17 December 2021 | 04:00 | 23 December 2021 | | power supply is 90% functional |
| Dumaran | 1 | | | | | | | |
| | | Outage | PALECO | 17 December 2021 | 06:23 | | | 30% power supply restored |
| Puerto Princesa | 1 | | | | | | | |

| REGION PROVINCE CITY /MUNICIPALITY BARANGAY | | TYPE | SERVICE PROVIDER | DATE OF INTERRUPTION/ OUTAGE | TIME OF INTERRUPTION/ OUTAGE | DATE RESTORED | TIME RESTORED | REMARKS |
|---|----------|--------|------------------|------------------------------|------------------------------|------------------|---------------|---|
| | | Outage | PALECO | 17 December 2021 | 10:30 | 29 December 2021 | | -As of 04 January 2022, there are 45 out of 62 Barangays (72.58%) power already restored and 49,253 out of 56, 571 (87.15%) household power connection restored. -Target date of full restoration by February 2022 |
| Linapacan | 1 | | | | | | | |
| | | Outage | PALECO | 17 December 2021 | | | | |
| Aborlan | 1 | | | | | | | |
| | | Outage | PALECO | 17 December 2021 | | 19 December 2021 | 11:00 | |
| Brookes Point | 1 | | | | | | | |
| | | Outage | PALECO | 17 December 2021 | | 19 December 2021 | 11:00 | |
| Sofronio Española | 1 | | | | | | | |
| | | Outage | PALECO | 17 December 2021 | | 19 December 2021 | 11:00 | |
| Quezon | 1 | | | | | | | |
| | | Outage | PALECO | 17 December 2021 | | 19 December 2021 | 11:00 | |
| Rizal (Marcos) | 1 | | | | | | | |
| | | Outage | PALECO | 17 December 2021 | 14:57 | 18 December 2021 | 06:00 | |
| Balabac | 1 | | | | | | | |
| | | Outage | PALECO | 17 December 2021 | | 19 December 2021 | 11:00 | |
| Bataraza | 1 | | | | | | | |
| | | Outage | PALECO | 17 December 2021 | | 19 December 2021 | 11:00 | |
| Narra | 1 | | | | | | | |
| | | Outage | PALECO | | | 23 December 2021 | | |
| Taytay | 1 | | | | | | | |
| | | Outage | PALECO | 17 December 2021 | | 23 December 2021 | 10:00 | 7.14% power supply restored |
| Roxas | 1 | | | | | | | |
| | | Outage | PALECO | 17 December 2021 | | | | |
| Kalayaan | 1 | | | | | | | |
| | | Outage | PALECO | 17 December 2021 | | | | |
| REGION 6 | 6 | | | | | | | |
| ANTIQUE | 6 | | | | | | | |

| REGION PROVINCE CITY /MUNICIPALITY BARANGAY | | TYPE | SERVICE PROVIDER | DATE OF INTERRUPTION/ OUTAGE | TIME OF INTERRUPTION/ OUTAGE | DATE RESTORED | TIME RESTORED | REMARKS |
|---|-----------|--------------|------------------|------------------------------|------------------------------|-----------------|---------------|---|
| San Remigio | 1 | | | | | | | |
| | | Interruption | | 16 December 2021 | | | | Evening of December 16, Transmission line from Culasi-Nabas was tripped. Feeder 2 Sibalom Substation tripped. |
| Patnongon | 1 | | | | | | | |
| | | Interruption | | 16 December 2021 | | | | Evening of December 16, Transmission line from Culasi-Nabas was tripped. Feeder 2 Sibalom Substation tripped. |
| Belison | 1 | | | | | | | |
| | | Interruption | | 16 December 2021 | | | | Evening of December 16, Transmission line from Culasi-Nabas was tripped. Feeder 2 Sibalom Substation tripped. |
| Barbaza | 1 | | | | | | | |
| | | Interruption | | 17 December 2021 | 14:30 | | | Transmission line from San Jose-Bugasong was tripped. |
| Tobias Fornier (Dao) | 1 | | | | | | | |
| | | Interruption | | 16 December 2021 | | | | Due to fallen electrical post along the national road going to Anini-y. |
| Libertad | 1 | | | | | | | |
| | | Interruption | | 16 December 2021 | 22:00 | | | A transformer located in Brgy. Pajo exploded. |
| REGION 7 | 76 | | | | | | | |
| BOHOL | 21 | | | | | | | |
| Valencia | 1 | | | | | | | |
| | | Outage | BOHECO II | 16 December 2021 | | 03 January 2022 | | 11.43% energized |
| Garcia Hernandez | 1 | | | | | | | |
| | | Outage | BOHECO II | 16 December 2021 | | 03 January 2022 | | 30% energized |
| Jagna | 1 | | | | | | | |
| | | Outage | BOHECO II | 16 December 2021 | | 03 January 2022 | | 36.36% energized |

| REGION PROVINCE CITY /MUNICIPALITY BARANGAY | | TYPE | SERVICE PROVIDER | DATE OF INTERRUPTION/ OUTAGE | TIME OF INTERRUPTION/ OUTAGE | DATE RESTORED | TIME RESTORED | REMARKS |
|---|---|--------|------------------|---------------------------------|---------------------------------|-----------------|---------------|------------------|
| Duero | 1 | | | | | | | |
| | | Outage | BOHECO II | 16 December 2021 | | 03 January 2022 | | 23.81% energized |
| Guindulman | 1 | | | | | | | |
| | | Outage | BOHECO II | 16 December 2021 | | 03 January 2022 | | 36.84% energized |
| Anda | 1 | | | | | | | |
| | | Outage | BOHECO II | 16 December 2021 | | 03 January 2022 | | 18.75% energized |
| Candijay | 1 | | | | | | | |
| | | Outage | BOHECO II | 16 December 2021 | | | | |
| Mabini | 1 | | | | | | | |
| | | Outage | BOHECO II | 16 December 2021 | | | | |
| Alicia | 1 | | | | | | | |
| | | Outage | BOHECO II | 16 December 2021 | | 03 January 2022 | | 13.33% energized |
| Pilar | 1 | | | | | | | |
| | | Outage | BOHECO II | 16 December 2021 | | | | |
| Sierra Bullones | 1 | | | | | | | |
| | | Outage | BOHECO II | 16 December 2021 | | | | |
| Ubay | 1 | | | | | | | |
| | | Outage | BOHECO II | 16 January 2022 | | 03 January 2022 | | 4.55% energized |
| President Carlos P. Garcia (Pitogo) | 1 | | | | | | | |
| | | Outage | BOHECO II | 16 December 2021 | | | | |
| Trinidad | 1 | | | | | | | |
| | | Outage | BOHECO II | 16 December 2021 | | | | |
| Bien Unido | 1 | | | | | | | |
| | | Outage | BOHECO II | 16 December 2021 | | | | |
| San Miguel | 1 | | | | | | | |
| | | Outage | BOHECO II | 16 December 2021 | | | | |
| Dagohoy | 1 | | | | | | | |
| | | Outage | BOHECO II | 16 December 2021 | | | | |
| Danao | 1 | | | | | | | |
| | | Outage | BOHECO II | 16 December 2021 | | | | |
| Talibon | 1 | | | | | | | |
| | | Outage | BOHECO II | 16 December 2021 | | | | |
| Getafe | 1 | | | | | | | |
| | | Outage | BOHECO II | 16 December 2021 | | | | |

| REGION PROVINCE CITY /MUNICIPALITY BARANGAY | | TYPE | SERVICE PROVIDER | DATE OF INTERRUPTION/ OUTAGE | TIME OF INTERRUPTION/ OUTAGE | DATE RESTORED | TIME RESTORED | REMARKS |
|---|-----------|--------|------------------|------------------------------|------------------------------|-----------------|---------------|---------------|
| Buenavista | 1 | | | | | | | |
| | | Outage | BOHECO II | 16 December 2021 | | | | |
| CEBU | 26 | | | | | | | |
| Carcar | 1 | | | | | | | |
| | | Outage | CEBECO I | 16 December 2021 | | 03 January 2022 | | 73% energized |
| Sibonga | 1 | | | | | | | |
| | | Outage | CEBECO I | 16 December 2021 | | 03 January 2022 | | 24% energized |
| Argao | 1 | | | | | | | |
| | | Outage | CEBECO I | 16 December 2021 | | 03 January 2022 | | 7% energized |
| Dalaguete | 1 | | | | | | | |
| | | Outage | CEBECO I | 16 December 2021 | | 03 January 2022 | | 6% energized |
| Alcoy | 1 | | | | | | | |
| | | Outage | CEBECO I | 16 December 2021 | | 03 January 2022 | | 13% energized |
| Boljoon | 1 | | | | | | | |
| | | Outage | CEBECO I | 16 December 2021 | | 03 January 2022 | | 27% energized |
| Oslob | 1 | | | | | | | |
| | | Outage | CEBECO I | 16 December 2021 | | 03 January 2022 | | 90% energized |
| Santander | 1 | | | | | | | |
| | | Outage | CEBECO I | 16 December 2021 | | 03 January 2022 | | 47% energized |
| Ginatilan | 1 | | | | | | | |
| | | Outage | CEBECO I | 16 December 2021 | | 03 January 2022 | | 36% energized |
| Malabuyoc | 1 | | | | | | | |
| | | Outage | CEBECO I | 16 December 2021 | | 03 January 2022 | | 43% energized |
| Alegria | 1 | | | | | | | |
| | | Outage | CEBECO I | 16 December 2021 | | 03 January 2022 | | 33% energized |
| Badian | 1 | | | | | | | |
| | | Outage | CEBECO I | 16 December 2021 | | 03 January 2022 | | 10% energized |
| Moalboal | 1 | | | | | | | |
| | | Outage | CEBECO I | 16 December 2021 | | 03 January 2022 | | 40% energized |
| Alcantara | 1 | | | | | | | |
| | | Outage | CEBECO I | 16 December 2021 | | 03 January 2022 | | 33% energized |
| Ronda | 1 | | | | | | | |
| | | Outage | CEBECO I | 16 December 2021 | | 03 January 2022 | | 29% energized |
| Dumanjug | 1 | | | | | | | |

| REGION PROVINCE CITY /MUNICIPALITY BARANGAY | | TYPE | SERVICE PROVIDER | DATE OF INTERRUPTION/ OUTAGE | TIME OF INTERRUPTION/ OUTAGE | DATE RESTORED | TIME RESTORED | REMARKS |
|---|-----------|--------|------------------|------------------------------|------------------------------|-----------------|---------------|---|
| | | Outage | CEBECO I | 16 December 2021 | | 03 January 2022 | | 30% energized |
| Barili | 1 | | | | | | | |
| | | Outage | CEBECO I | 16 December 2021 | | 03 January 2022 | | 21% energized |
| Catmon | 1 | | | | | | | |
| | | Outage | CEBECO II | 16 December 2021 | | 04 January 2022 | | 95% energized |
| Compostela | 1 | | | | | | | |
| | | Outage | CEBECO II | 16 December 2021 | | 04 January 2022 | | 41% energized |
| Danao | 1 | | | | | | | |
| | | Outage | CEBECO II | 16 December 2021 | | 04 January 2022 | | 57% energized |
| Toledo | 1 | | | | | | | |
| | | Outage | CEBECO III | 16 December 2021 | | 04 January 2022 | | 39.47% energized |
| Pinamungajan | 1 | | | | | | | |
| | | Outage | CEBECO III | 16 December 2021 | | 04 January 2022 | | 23.08% energized |
| Aloguinsan | 1 | | | | | | | |
| | | Outage | CEBECO III | 16 December 2021 | | 04 January 2022 | | 20% energized |
| Balamban | 1 | | | | | | | |
| | | Outage | CEBECO III | 16 December 2021 | | 04 January 2022 | | 60.71% energized |
| Asturias | 1 | | | | | | | |
| | | Outage | CEBECO III | 16 December 2021 | | 04 January 2022 | | 62.96% energized |
| Cebu City | 1 | | | | | | | |
| | | Outage | CEBECO III | 16 December 2021 | | 04 January 2022 | | Cebu City (outside franchised area): 0% on-going line restoration |
| NEGROS ORIENTAL | 23 | | | | | | | |
| Ayungon | 1 | | | | | | | |
| | | Outage | NORECO I | 16 December 2021 | | 03 January 2022 | | 33.33% energized |
| Bais | 1 | | | | | | | |
| | | Outage | NORECO I | 16 December 2021 | | 03 January 2022 | | 22.73% energized |
| Canlaon | 1 | | | | | | | |
| | | Outage | NORECO I | 16 December 2021 | | 03 January 2022 | | 25% energized |
| Guihulngan | 1 | | | | | | | |
| | | Outage | NORECO I | 16 December 2021 | | 03 January 2022 | | 12.12% energized |
| Jimalalud | 1 | | | | | | | |
| | | Outage | NORECO I | 16 December 2021 | | | | |

| REGION PROVINCE CITY /MUNICIPALITY BARANGAY | | TYPE | SERVICE PROVIDER | DATE OF INTERRUPTION/ OUTAGE | TIME OF INTERRUPTION/ OUTAGE | DATE RESTORED | TIME RESTORED | REMARKS |
|---|---|--------|------------------|------------------------------|------------------------------|-----------------|---------------|------------------|
| La Libertad | 1 | | | | | | | |
| | | Outage | NORECO I | 16 December 2021 | | | | |
| Mabinay | 1 | | | | | | | |
| | | Outage | NORECO I | 16 December 2021 | | 03 January 2022 | | 28.13% energized |
| Tayasan | 1 | | | | | | | |
| | | Outage | NORECO I | 16 December 2021 | | 03 January 2022 | | 14.29% energized |
| Vallehermoso | 1 | | | | | | | |
| | | Outage | NORECO I | 16 December 2021 | | 03 January 2022 | | 60% energized |
| Dumaguete | 1 | | | | | | | |
| | | Outage | NORECO II | 16 December 2021 | | 04 January 2022 | | 100% energized |
| Valencia (Luzurriaga) | 1 | | | | | | | |
| | | Outage | NORECO II | 16 December 2021 | | 04 January 2022 | | 100% energized |
| Bacong | 1 | | | | | | | |
| | | Outage | NORECO II | 16 December 2021 | | 04 January 2022 | | 90.91% energized |
| Dauin | 1 | | | | | | | |
| | | Outage | NORECO II | 16 December 2021 | | 04 January 2022 | | 86.96% energized |
| San Jose | 1 | | | | | | | |
| | | Outage | NORECO II | 16 December 2021 | | 04 January 2022 | | 85.71% energized |
| Sibulan | 1 | | | | | | | |
| | | Outage | NORECO II | 16 December 2021 | | 04 January 2022 | | 100% energized |
| Tanjay | 1 | | | | | | | |
| | | Outage | NORECO II | 16 December 2021 | | 04 January 2022 | | 83.3% energized |
| Amlan (Ayuqitan) | 1 | | | | | | | |
| | | Outage | NORECO II | 16 December 2021 | | 04 January 2022 | | 75% energized |
| Pamplona | 1 | | | | | | | |
| | | Outage | NORECO II | 16 December 2021 | | 04 January 2022 | | 25% energized |
| Siaton | 1 | | | | | | | |
| | | Outage | NORECO II | 16 December 2021 | | 04 January 2022 | | 88.46% energized |
| Zamboangita | 1 | | | | | | | |
| | | Outage | NORECO II | 16 December 2021 | | 04 January 2022 | | 70% energized |
| Bayawan (Tulong) | 1 | | | | | | | |
| | | Outage | NORECO II | 16 December 2021 | | 04 January 2022 | | 39.29% energized |
| Santa Catalina | 1 | | | | | | | |
| | | Outage | NORECO II | 16 December 2021 | | 04 January 2022 | | 36.36% energized |

| REGION PROVINCE CITY /MUNICIPALITY BARANGAY | | TYPE | SERVICE PROVIDER | DATE OF INTERRUPTION/ OUTAGE | TIME OF INTERRUPTION/ OUTAGE | DATE RESTORED | TIME RESTORED | REMARKS |
|---|-----------|--------------|------------------|------------------------------|------------------------------|------------------|---------------|------------------|
| Basay | 1 | | | | | | | |
| | | Outage | NORECO II | 16 December 2021 | | 04 January 2022 | | 30% energized |
| SIQUIJOR | 6 | | | | | | | |
| Larena | 1 | | | | | | | |
| | | Outage | PROSIELCO | 16 December 2021 | | 04 January 2022 | | 95.65% energized |
| Siquijor | 1 | | | | | | | |
| | | Outage | PROSIELCO | 16 December 2021 | | 04 January 2022 | | 95.24% energized |
| San Juan | 1 | | | | | | | |
| | | Outage | PROSIELCO | 16 December 2021 | | 04 January 2022 | | 100% energized |
| Maria | 1 | | | | | | | |
| | | Outage | PROSIELCO | 16 December 2021 | | 04 January 2022 | | 86.36% energized |
| Lazi | 1 | | | | | | | |
| | | Outage | PROSIELCO | 16 December 2021 | | 04 January 2022 | | 83.33% energized |
| Enrique Villanueva | 1 | | | | | | | |
| | | Outage | PROSIELCO | 16 December 2021 | | 04 January 2022 | | 100% energized |
| REGION 8 | 62 | | | | | | | |
| LEYTE | 35 | | | | | | | |
| Santa Fe | 1 | | | | | | | |
| | | Interruption | LEYECO III | 16 December 2021 | 07:35 | 20 December 2021 | | |
| Alangalang | 1 | | | | | | | |
| | | Interruption | LEYECO III | 16 December 2021 | 07:35 | 20 December 2021 | | |
| Pastrana | 1 | | | | | | | |
| | | Interruption | LEYECO III | 16 December 2021 | 07:35 | 20 December 2021 | | |
| San Miguel | 1 | | | | | | | |
| | | Interruption | LEYECO III | 16 December 2021 | 07:35 | 20 December 2021 | | |
| Jaro | 1 | | | | | | | |
| | | Interruption | LEYECO III | 16 December 2021 | 07:35 | 20 December 2021 | | |
| Tunga | 1 | | | | | | | |
| | | Interruption | LEYECO III | 16 December 2021 | 07:35 | 20 December 2021 | | |
| Barugo | 1 | | | | | | | |
| | | Interruption | LEYECO III | 16 December 2021 | 07:35 | 20 December 2021 | | |
| Carigara | 1 | | | | | | | |
| | | Interruption | LEYECO III | 16 December 2021 | 07:35 | 20 December 2021 | | |
| Capoocan | 1 | | | | | | | |

| REGION PROVINCE CITY /MUNICIPALITY BARANGAY | | TYPE | SERVICE PROVIDER | DATE OF INTERRUPTION/ OUTAGE | TIME OF INTERRUPTION/ OUTAGE | DATE RESTORED | TIME RESTORED | REMARKS |
|---|---|--------------|------------------|------------------------------|------------------------------|------------------|---------------|---------|
| | | Interruption | LEYECO III | 16 December 2021 | 07:35 | 20 December 2021 | | |
| Baybay | 1 | | | | | | | |
| | | Interruption | LEYECO IV | 16 December 2021 | 11:55 | 21 December 2021 | | |
| Inopacan | 1 | | | | | | | |
| | | Interruption | LEYECO IV | 16 December 2021 | 11:55 | 21 December 2021 | | |
| Hindang | 1 | | | | | | | |
| | | Interruption | LEYECO IV | 16 December 2021 | 11:55 | 21 December 2021 | | |
| Hilongos | 1 | | | | | | | |
| | | Interruption | LEYECO IV | 16 December 2021 | 11:55 | 25 December 2021 | | |
| Bato | 1 | | | | | | | |
| | | Interruption | LEYECO IV | 16 December 2021 | 11:55 | 21 December 2021 | | |
| Matalom | 1 | | | | | | | |
| | | Interruption | LEYECO IV | 16 December 2021 | 11:55 | 21 December 2021 | | |
| Ormoc | 1 | | | | | | | |
| | | Interruption | LEYECO V | 16 December 2021 | 07:35 | 20 December 2021 | | |
| Albuera | 1 | | | | | | | |
| | | Interruption | LEYECO V | 16 December 2021 | 07:35 | 20 December 2021 | | |
| Kananga | 1 | | | | | | | |
| | | Interruption | LEYECO V | 16 December 2021 | 07:35 | 20 December 2021 | | |
| Matag-ob | 1 | | | | | | | |
| | | Interruption | LEYECO V | 16 December 2021 | 07:35 | 20 December 2021 | | |
| Merida | 1 | | | | | | | |
| | | Interruption | LEYECO V | 16 December 2021 | 07:35 | 20 December 2021 | | |
| Isabel | 1 | | | | | | | |
| | | Interruption | LEYECO V | 16 December 2021 | 07:35 | 20 December 2021 | | |
| Palompon | 1 | | | | | | | |
| | | Interruption | LEYECO V | 16 December 2021 | 07:35 | 20 December 2021 | | |
| Villaba | 1 | | | | | | | |
| | | Interruption | LEYECO V | 16 December 2021 | 07:35 | 20 December 2021 | | |
| Tabango | 1 | | | | | | | |
| | | Interruption | LEYECO V | 16 December 2021 | 07:35 | 20 December 2021 | | |
| San Isidro | 1 | | | | | | | |
| | | Interruption | LEYECO V | 16 December 2021 | 07:35 | 20 December 2021 | | |
| Calubian | 1 | | | | | | | |

| REGION PROVINCE CITY /MUNICIPALITY BARANGAY | | TYPE | SERVICE PROVIDER | DATE OF INTERRUPTION/ OUTAGE | TIME OF INTERRUPTION/ OUTAGE | DATE RESTORED | TIME RESTORED | REMARKS |
|---|----------|--------------|------------------|---------------------------------|---------------------------------|------------------|---------------|---------|
| | | Interruption | LEYECO V | 16 December 2021 | 07:35 | 20 December 2021 | | |
| Leyte | 1 | | | | | | | |
| | | Interruption | LEYECO V | 16 December 2021 | 07:35 | 20 December 2021 | | |
| Burauen | 1 | | | | | | | |
| | | Interruption | DORELCO | 16 December 2021 | 11:16 | 20 December 2021 | | |
| Dagami | 1 | | | | | | | |
| | | Interruption | DORELCO | 16 December 2021 | 11:16 | 20 December 2021 | | |
| Dulag | 1 | | | | | | | |
| | | Interruption | DORELCO | 16 December 2021 | 11:16 | 20 December 2021 | | |
| Julita | 1 | | | | | | | |
| | | Interruption | DORELCO | 16 December 2021 | 11:16 | 20 December 2021 | | |
| La Paz | 1 | | | | | | | |
| | | Interruption | DORELCO | 16 December 2021 | 11:16 | 20 December 2021 | | |
| Mayorga | 1 | | | | | | | |
| | | Interruption | DORELCO | 16 December 2021 | 11:16 | 20 December 2021 | | |
| Tabontabon | 1 | | | | | | | |
| | | Interruption | DORELCO | 16 December 2021 | 11:16 | 20 December 2021 | | |
| Tolosa | 1 | | | | | | | |
| | | Interruption | DORELCO | 16 December 2021 | 11:16 | 20 December 2021 | | |
| BILIRAN | 8 | | | | | | | |
| Almeria | 1 | | | | | | | |
| | | Interruption | BILECO | 16 December 2021 | 07:35 | 17 December 2021 | | |
| Biliran | 1 | | | | | | | |
| | | Interruption | BILECO | 16 December 2021 | 07:35 | 17 December 2021 | | |
| Cabucgayan | 1 | | | | | | | |
| | | Interruption | BILECO | 16 December 2021 | 07:35 | 17 December 2021 | | |
| Caibiran | 1 | | | | | | | |
| | | Interruption | BILECO | 16 December 2021 | 07:35 | 17 December 2021 | | |
| Culaba | 1 | | | | | | | |
| | | Interruption | BILECO | 16 December 2021 | 07:35 | 17 December 2021 | | |
| Kawayan | 1 | | | | | | | |
| | | Interruption | BILECO | 16 December 2021 | 07:35 | 17 December 2021 | | |
| Maripipi | 1 | | | | | | | |
| | | Interruption | BILECO | 16 December 2021 | 07:35 | 17 December 2021 | | |

| REGION PROVINCE CITY /MUNICIPALITY BARANGAY | | TYPE | SERVICE PROVIDER | DATE OF INTERRUPTION/ OUTAGE | TIME OF INTERRUPTION/ OUTAGE | DATE RESTORED | TIME RESTORED | REMARKS |
|---|----|--------------|------------------|------------------------------|------------------------------|------------------|---------------|---------|
| Naval | 1 | | | | | | | |
| | | Interruption | BILECO | 16 December 2021 | 07:35 | 17 December 2021 | | |
| SOUTHERN LEYTE | 19 | | | | | | | |
| Anahawan | 1 | | | | | | | |
| | | Outage | SOLECO | 16 December 2021 | 11:35 | | | |
| Bontoc | 1 | | | | | | | |
| | | Outage | SOLECO | 16 December 2021 | 11:35 | | | |
| Hinunangan | 1 | | | | | | | |
| | | Outage | SOLECO | 16 December 2021 | 11:35 | | | |
| Hinundayan | 1 | | | | | | | |
| | | Outage | SOLECO | 16 December 2021 | 11:35 | | | |
| Libagon | 1 | | | | | | | |
| | | Outage | SOLECO | 16 December 2021 | 11:35 | | | |
| Liloan | 1 | | | | | | | |
| | | Outage | SOLECO | 16 December 2021 | 11:35 | | | |
| Limasawa | 1 | | | | | | | |
| | | Outage | SOLECO | 16 December 2021 | 11:35 | | | |
| Maasin | 1 | | | | | | | |
| | | Outage | SOLECO | 16 December 2021 | 11:35 | | | |
| Macrohon | 1 | | | | | | | |
| | | Outage | SOLECO | 16 December 2021 | 11:35 | | | |
| Malitbog | 1 | | | | | | | |
| | | Outage | SOLECO | 16 December 2021 | 11:35 | | | |
| Padre Burgos | 1 | | | | | | | |
| | | Outage | SOLECO | 16 December 2021 | 11:35 | | | |
| Pintuyan | 1 | | | | | | | |
| | | Outage | SOLECO | 16 December 2021 | 11:35 | | | |
| Saint Bernard | 1 | | | | | | | |
| | | Outage | SOLECO | 16 December 2021 | 11:35 | | | |
| San Francisco | 1 | | | | | | | |
| | | Outage | SOLECO | 16 December 2021 | 11:35 | | | |
| San Juan (Cabalian) | 1 | | | | | | | |
| | | Outage | SOLECO | 16 December 2021 | 11:35 | | | |
| San Ricardo | 1 | | | | | | | |

| REGION PROVINCE CITY /MUNICIPALITY BARANGAY | | TYPE | SERVICE PROVIDER | DATE OF INTERRUPTION/ OUTAGE | TIME OF INTERRUPTION/ OUTAGE | DATE RESTORED | TIME RESTORED | REMARKS |
|---|-----------|--------------|------------------|------------------------------|------------------------------|------------------|---------------|-------------------------|
| | | Outage | SOLECO | 16 December 2021 | 11:35 | | | |
| Silago | 1 | | | | | | | |
| | | Outage | SOLECO | 16 December 2021 | 11:35 | | | |
| Sogod | 1 | | | | | | | |
| | | Outage | SOLECO | 16 December 2021 | 11:35 | 24 December 2021 | | |
| Tomas Oppus | 1 | | | | | | | |
| | | Outage | SOLECO | 16 December 2021 | 11:35 | | | |
| REGION 9 | 40 | | | | | | | |
| ZAMBOANGA DEL NORTE | 5 | | | | | | | |
| Sibutad | 1 | | | | | | | |
| | | Outage | ZANECO | 16 December 2021 | 06:00 | 16 December 2021 | 15:00 | |
| Tampilisan | 1 | | | | | | | |
| | | Outage | ZANECO | 16 December 2021 | 06:00 | 16 December 2021 | 18:00 | |
| Sindangan | 1 | | | | | | | |
| | | Interruption | ZANECO | 16 December 2021 | | 16 December 2021 | | |
| Dipolog | 1 | | | | | | | |
| | | Outage | ZANECO | 16 December 2021 | | 16 December 2021 | | Occasional power outage |
| Polanco | 1 | | | | | | | |
| | | Interruption | ZANECO | 16 December 2021 | | | | |
| ZAMBOANGA DEL SUR | 35 | | | | | | | |
| Province-Wide | 28 | | | | | | | |
| | | Outage | ZAMSURECO I | 16 December 2021 | 18:59 | 16 December 2021 | 20:05 | |
| Dumingag | 1 | | | | | | | |
| | | Outage | ZAMSURECO I | 16 December 2021 | 15:30 | 16 December 2021 | 20:05 | |
| San Miguel | 1 | | | | | | | |
| | | Outage | ZAMSURECO I | 16 December 2021 | 17:40 | 16 December 2021 | 20:05 | |
| Pagadian | 1 | | | | | | | |
| | | Outage | ZAMSURECO I | 16 December 2021 | | 16 December 2021 | 20:05 | |
| Lakewood | 1 | | | | | | | |
| | | Outage | ZAMSURECO I | 16 December 2021 | 19:00 | 16 December 2021 | 21:00 | |
| Labangan | 1 | | | | | | | |
| | | Outage | ZAMSURECO I | 17 December 2021 | 09:00 | 17 December 2021 | 12:00 | |
| San Pablo | 1 | | | | | | | |

| REGION PROVINCE CITY /MUNICIPALITY BARANGAY | | TYPE | SERVICE PROVIDER | DATE OF INTERRUPTION/ OUTAGE | TIME OF INTERRUPTION/ OUTAGE | DATE RESTORED | TIME RESTORED | REMARKS |
|---|-----------|--------------|------------------|------------------------------|------------------------------|------------------|---------------|--|
| | | Outage | ZAMSURECO I | 17 December 2021 | 08:00 | 17 December 2021 | 13:00 | |
| Dumalinao | 1 | | | | | | | |
| | | Outage | ZAMSURECO I | 17 December 2021 | 09:00 | 17 December 2021 | 17:00 | |
| REGION 10 | 41 | | | | | | | |
| MISAMIS ORIENTAL | 40 | | | | | | | |
| Cagayan de Oro | 1 | | | | | | | |
| | | Interruption | Cepalco | 16 December 2021 | | 21 December 2021 | | Intermittent power interruption |
| Province-Wide | 26 | | | | | | | |
| | | Interruption | MORESCO II | 16 December 2021 | | 21 December 2021 | | - No power - Ongoing repair |
| Balingoan | 1 | | | | | | | |
| | | Outage | | 16 December 2021 | | 26 December 2021 | | fully restored |
| Jasaan | 1 | | | | | | | |
| | | Outage | | 16 December 2021 | | 26 December 2021 | | fully restored |
| Talisayan | 1 | | | | | | | |
| | | Outage | | 16 December 2021 | | 26 December 2021 | | Partially restored - internal areas awaiting restoration of electric power |
| Magsaysay (Linugos) | 1 | | | | | | | |
| | | Interruption | | | | 26 December 2021 | | fully restored |
| Medina | 1 | | | | | | | |
| | | Interruption | | | | 26 December 2021 | | fully restored |
| Gingog | 1 | | | | | | | |
| | | Interruption | | | | 26 December 2021 | | fully restored |
| Lagonglong | 1 | | | | | | | |
| | | Interruption | | | | 26 December 2021 | | fully restored |
| Balingasag | 1 | | | | | | | |
| | | Interruption | | | | 26 December 2021 | | fully restored |
| Claveria | 1 | | | | | | | |
| | | Interruption | | | | 26 December 2021 | | fully restored |
| Binuangan | 1 | | | | | | | |
| | | Outage | | 16 December 2021 | | 26 December 2021 | | fully restored |
| Kinoguitan | 1 | | | | | | | |
| | | Outage | | 16 December 2021 | | 26 December 2021 | | fully restored |

| REGION PROVINCE CITY /MUNICIPALITY BARANGAY | | TYPE | SERVICE PROVIDER | DATE OF INTERRUPTION/ OUTAGE | TIME OF INTERRUPTION/ OUTAGE | DATE RESTORED | TIME RESTORED | REMARKS |
|---|-----------|--------------|------------------|---------------------------------|---------------------------------|------------------|---------------|--|
| Salay | 1 | | | | | | | |
| | | Outage | | 21 December 2021 | | 26 December 2021 | | fully restored |
| Sugbongcogon | 1 | | | | | | | |
| | | Outage | | 21 December 2021 | | 26 December 2021 | | fully restored |
| CAMIGUIN | 1 | | | | | | | |
| Mambajao | 1 | | | | | | | |
| | | Outage | | 16 December 2021 | | 24 December 2021 | | Partially Restored (Portions of Brgy. Poblacion, Mambajao) |
| REGION 11 | 5 | | | | | | | |
| DAVAO ORIENTAL | 5 | | | | | | | |
| Boston | 1 | | | | | | | |
| | | Interruption | DORECO | 16 December 2021 | 12:45 | 20 December 2021 | | Restored |
| Cateel | 1 | | | | | | | |
| | | Interruption | DORECO | 16 December 2021 | 12:45 | 20 December 2021 | | Restored |
| Caraga | 1 | | | | | | | |
| | | Interruption | DORECO | 16 December 2021 | 12:45 | 20 December 2021 | | Restored |
| Baganga | 1 | | | | | | | |
| | | Interruption | DORECO | 16 December 2021 | 12:45 | 20 December 2021 | | Restored |
| Manay | 1 | | | | | | | |
| | | Interruption | DORECO | 16 December 2021 | 12:45 | 20 December 2021 | | Restored |
| CARAGA | 60 | | | | | | | |
| SURIGAO DEL SUR | 19 | | | | | | | |
| Lianga | 1 | | | | | | | |
| | | Interruption | SURSECCO2 | 16 December 2021 | 09:00 | | | Power is still not restored. |
| San Agustin | 1 | | | | | | | |
| | | Interruption | SURSECCO2 | 16 December 2021 | 09:00 | | | Power is still not restored. |
| Marihatag | 1 | | | | | | | |
| | | Interruption | SURSECCO2 | 16 December 2021 | 09:00 | | | Power is still not restored. |
| Cagwait | 1 | | | | | | | |
| | | Interruption | SURSECCO2 | 16 December 2021 | 10:00 | | | Power is still not restored. |
| Bayabas | 1 | | | | | | | |

| REGION PROVINCE CITY /MUNICIPALITY BARANGAY | | TYPE | SERVICE PROVIDER | DATE OF INTERRUPTION/ OUTAGE | TIME OF INTERRUPTION/ OUTAGE | DATE RESTORED | TIME RESTORED | REMARKS |
|---|---|--------------|------------------|------------------------------|------------------------------|---------------|---------------|--|
| | | Interruption | SURSECCO2 | 16 December 2021 | 10:00 | | | Power is still not restored. |
| Tago | 1 | | | | | | | |
| | | Interruption | SURSECCO2 | 16 December 2021 | 10:00 | | | Power is still not restored. |
| San Miguel | 1 | | | | | | | |
| | | Interruption | SURSECCO2 | 16 December 2021 | 09:00 | | | Power is still not restored. |
| Tandag | 1 | | | | | | | |
| | | Interruption | SURSECCO2 | 16 December 2021 | 09:30 | | | Power is still not restored. |
| Cortes | 1 | | | | | | | |
| | | Interruption | SURSECCO2 | 16 December 2021 | 10:00 | | | Power is still not restored. |
| Lanuza | 1 | | | | | | | |
| | | Interruption | SURSECCO2 | 16 December 2021 | 09:20 | | | Power is still not restored. |
| Carmen | 1 | | | | | | | |
| | | Interruption | SURSECCO2 | 16 December 2021 | 09:00 | | | Power is still not restored. |
| Madrid | 1 | | | | | | | |
| | | Interruption | SURSECCO2 | 16 December 2021 | 09:00 | | | Power is still not restored. |
| Cantilan | 1 | | | | | | | |
| | | Interruption | SURSECCO2 | 16 December 2021 | 09:30 | | | Power is still not restored. |
| Carrascal | 1 | | | | | | | |
| | | Interruption | SURSECCO2 | 16 December 2021 | 10:00 | | | Power is still not restored. |
| Barobo | 1 | | | | | | | |
| | | Interruption | SURSECCO1 | 16 December 0021 | 10:00 | | | Power is still not restored. |
| Tagbina | 1 | | | | | | | |
| | | Interruption | SURSECCO1 | 16 December 2021 | 10:00 | | | Power is still not restored. |
| Hinatuan | 1 | | | | | | | |
| | | Interruption | SURSECCO1 | 16 December 2021 | 09:00 | | | Power is still not restored. Some of the barangays still have power. |

| REGION PROVINCE CITY /MUNICIPALITY BARANGAY | | TYPE | SERVICE PROVIDER | DATE OF INTERRUPTION/ OUTAGE | TIME OF INTERRUPTION/ OUTAGE | DATE RESTORED | TIME RESTORED | REMARKS |
|---|-----------|--------------|------------------|------------------------------|------------------------------|------------------|---------------|--|
| Bislig | 1 | | | | | | | |
| | | Interruption | SURSECCO1 | 16 December 2021 | 09:30 | | | Power is still not restored. Some of the barangays still have power. |
| Lingig | 1 | | | | | | | |
| | | Interruption | SURSECCO1 | 16 December 2021 | 09:00 | | | Power is still not restored. Some of the barangays still have power. |
| AGUSAN DEL SUR | 14 | | | | | | | |
| Bayugan | 1 | | | | | | | |
| | | Interruption | ASELCO | 16 December 2021 | 10:15 | 16 December 2021 | 18:15 | NGCP transmission line was damaged but was restored after a few hours. |
| Bunawan | 1 | | | | | | | |
| | | Interruption | ASELCO | 16 December 2021 | 09:54 | 16 December 2021 | 15:01 | NGCP transmission line was damaged but was restored after a few hours. |
| Esperanza | 1 | | | | | | | |
| | | Interruption | ASELCO | 16 December 2021 | 09:02 | 16 December 2021 | 18:15 | NGCP transmission line was damaged but was restored after a few hours. |
| La Paz | 1 | | | | | | | |
| | | Interruption | ASELCO | 16 December 2021 | 10:44 | 16 December 2021 | 18:15 | NGCP transmission line was damaged but was restored after a few hours. |
| Loreto | 1 | | | | | | | |
| | | Interruption | ASELCO | 16 December 2021 | 09:02 | 16 December 2021 | 18:15 | NGCP transmission line was damaged but was restored after a few hours. |
| Prosperidad | 1 | | | | | | | |
| Patin-ay | | Interruption | ASELCO | 16 December 2021 | 09:38 | 16 December 2021 | 10:11 | NGCP transmission line was damaged but was restored after a few hours. |
| Rosario | 1 | | | | | | | |

| REGION PROVINCE CITY /MUNICIPALITY BARANGAY | | TYPE | SERVICE PROVIDER | DATE OF INTERRUPTION/ OUTAGE | TIME OF INTERRUPTION/ OUTAGE | DATE RESTORED | TIME RESTORED | REMARKS |
|---|-----------|--------------|------------------|------------------------------|------------------------------|------------------|---------------|--|
| | | Interruption | ASELCO | 16 December 2021 | 09:59 | 16 December 2021 | 18:15 | NGCP transmission line was damaged but was restored after a few hours. |
| San Francisco | 1 | | | | | | | |
| | | Interruption | ASELCO | 16 December 2021 | 09:02 | 16 December 2021 | 18:15 | NGCP transmission line was damaged but was restored after a few hours. |
| San Luis | 1 | | | | | | | |
| | | Interruption | ASELCO | 16 December 2021 | 09:02 | 16 December 2021 | 18:15 | NGCP transmission line was damaged but was restored after a few hours. |
| Santa Josefa | 1 | | | | | | | |
| | | Interruption | ASELCO | 16 December 2021 | 09:54 | 06 December 2021 | 15:21 | NGCP transmission line was damaged but was restored after a few hours. |
| Sibagat | 1 | | | | | | | |
| | | Interruption | ASELCO | 16 December 2021 | 06:00 | 16 December 2021 | 18:15 | NGCP transmission line was damaged but was restored after a few hours. |
| Talacogon | 1 | | | | | | | |
| | | Interruption | ASELCO | 16 December 2021 | 09:02 | 16 December 2021 | 18:15 | NGCP transmission line was damaged but was restored after a few hours. |
| Trento | 1 | | | | | | | |
| | | Interruption | ASELCO | 16 December 2021 | 09:54 | 16 December 2021 | 15:21 | NGCP transmission line was damaged but was restored after a few hours. |
| Veruela | 1 | | | | | | | |
| | | Interruption | ASELCO | 16 December 2021 | 21:54 | 16 December 2021 | 15:21 | NGCP transmission line was damaged but was restored after a few hours. |
| AGUSAN DEL NORTE | 11 | | | | | | | |
| Tubay | 1 | | | | | | | |
| All Barangay | | Outage | ANECO | 16 December 2021 | | | | All barangays |
| Buenavista | 1 | | | | | | | |
| Labong | | Outage | ANECO | 16 December 2021 | | 18 December 2021 | | restored |

| REGION PROVINCE CITY /MUNICIPALITY BARANGAY | | TYPE | SERVICE PROVIDER | DATE OF INTERRUPTION/ OUTAGE | TIME OF INTERRUPTION/ OUTAGE | DATE RESTORED | TIME RESTORED | REMARKS |
|---|--------------|--------------|------------------|---------------------------------|---------------------------------|------------------|---------------|---|
| Carmen | 1 | | | | | | | |
| | | Interruption | | 16 December 2021 | | 18 December 2021 | | Restored. All Barangay |
| Las Nieves | 1 | | | | | | | |
| | | Interruption | | 16 December 2021 | | 18 December 2021 | | Restored. All Barangay |
| Nasipit | 1 | | | | | | | |
| | | Interruption | | 16 December 2021 | | 18 December 2021 | | Restored. All Barangay |
| Remedios T. Romualdez | 1 | | | | | | | |
| | | Interruption | | 16 December 2021 | | 18 December 2021 | | Restored. All Barangay |
| Cabadbaran | 1 | | | | | | | |
| | All Barangay | Outage | | 16 December 2021 | | | | |
| Jabonga | 1 | | | | | | | |
| | All Barangay | Outage | | 16 December 2021 | | | | |
| Kitcharao | 1 | | | | | | | |
| | All Barangay | Outage | | 16 December 2021 | | | | |
| Magallanes | 1 | | | | | | | |
| | All Barangay | Outage | | 16 December 2021 | | | | |
| Santiago | 1 | | | | | | | |
| | All Barangay | Outage | | 16 December 2021 | | | | |
| BUTUAN CITY | 9 | | | | | | | |
| Butuan | 9 | | | | | | | |
| | Florida | Interruption | ANECO | 16 December 2021 | | | | On-going clearing operations due to fallen trees and toppled down electric posts; |
| | Taligaman | Interruption | ANECO | 16 December 2021 | | | | On-going clearing operations due to fallen trees and toppled down electric posts; |
| | Bit-os | Interruption | ANECO | 16 December 2021 | | | | On-going clearing operations due to fallen trees and toppled down electric posts; |
| | Lumbocan | Interruption | ANECO | 16 December 2021 | | | | On-going clearing operations due to fallen trees and toppled down electric posts; |

| REGION PROVINCE CITY /MUNICIPALITY BARANGAY | | TYPE | SERVICE PROVIDER | DATE OF INTERRUPTION/ OUTAGE | TIME OF INTERRUPTION/ OUTAGE | DATE RESTORED | TIME RESTORED | REMARKS |
|---|----|--------------|------------------|------------------------------|------------------------------|---------------|---------------|---|
| Masao | | Interruption | ANECO | 16 December 2021 | | | | On-going clearing operations due to fallen trees and toppled down electric posts; |
| Amparo | | Interruption | ANECO | 16 December 2021 | | | | On-going clearing operations due to fallen trees and toppled down electric posts; |
| Bilay | | Interruption | ANECO | 16 December 2021 | | | | On-going clearing operations due to fallen trees and toppled down electric posts; |
| Maguinda | | Interruption | ANECO | 16 December 2021 | | | | On-going clearing operations due to fallen trees and toppled down electric posts; |
| Tungao | | Interruption | ANECO | 16 December 2021 | | | | On-going clearing operations due to fallen trees and toppled down electric posts; |
| DINAGAT ISLANDS | 7 | | | | | | | |
| Basilisa | 1 | | | | | | | |
| All Barangay | | Outage | | 16 December 2021 | 13:05 | | | |
| Cagdianao | 1 | | | | | | | |
| All Barangay | | Outage | | 16 December 2021 | 13:05 | | | |
| Dinagat | 1 | | | | | | | |
| All Barangay | | Outage | | 16 December 2021 | 13:05 | | | |
| Libjo | 1 | | | | | | | |
| All Barangay | | Outage | | 16 December 2021 | 13:05 | | | |
| Loreto | 1 | | | | | | | |
| All Barangay | | Outage | | 16 December 2021 | 13:05 | | | |
| San Jose | 1 | | | | | | | |
| All Barangay | | Outage | | 16 December 2021 | 13:05 | | | |
| Tubajon | 1 | | | | | | | |
| All Barangay | | Outage | | 16 December 2021 | 13:05 | | | |
| BARMM | 38 | | | | | | | |
| LANAO DEL SUR | 38 | | | | | | | |

| REGION PROVINCE CITY /MUNICIPALITY BARANGAY | | TYPE | SERVICE PROVIDER | DATE OF INTERRUPTION/ OUTAGE | TIME OF INTERRUPTION/ OUTAGE | DATE RESTORED | TIME RESTORED | REMARKS |
|---|---|------|------------------|------------------------------|------------------------------|------------------|---------------|---------|
| Buadiposo-Buntong | 1 | | | | | | | |
| | | | LASURECO | 17 December 2021 | 16:00 | 19 December 2021 | 15:00 | |
| Bubong | 1 | | | | | | | |
| | | | LASURECO | 17 December 2021 | 16:00 | 19 December 2021 | 15:00 | |
| Ditsaan-Ramain | 1 | | | | | | | |
| | | | LASURECO | 17 December 2021 | 16:00 | 19 December 2021 | 15:00 | |
| Kapai | 1 | | | | | | | |
| | | | LASURECO | 17 December 2021 | 16:00 | 19 December 2021 | 15:00 | |
| Lumba-Bayabao (Maguing) | 1 | | | | | | | |
| | | | LASURECO | 17 December 2021 | 16:00 | 19 December 2021 | 15:00 | |
| Maguing | 1 | | | | | | | |
| | | | LASURECO | 17 December 2021 | 16:00 | 19 December 2021 | 15:00 | |
| Marantao | 1 | | | | | | | |
| | | | LASURECO | 17 December 2021 | 16:00 | 19 December 2021 | 15:00 | |
| Marawi | 1 | | | | | | | |
| | | | LASURECO | 17 December 2021 | 16:00 | 19 December 2021 | 15:00 | |
| Masiu | 1 | | | | | | | |
| | | | LASURECO | 17 December 2021 | 16:00 | 19 December 2021 | 15:00 | |
| Mulondo | 1 | | | | | | | |
| | | | LASURECO | 17 December 2021 | 16:00 | 19 December 2021 | 15:00 | |
| Piagapo | 1 | | | | | | | |
| | | | LASURECO | 17 December 2021 | 16:00 | 19 December 2021 | 15:00 | |
| Poona Bayabao (Gata) | 1 | | | | | | | |
| | | | LASURECO | 17 December 2021 | 16:00 | 19 December 2021 | 15:00 | |
| Saguiaran | 1 | | | | | | | |
| | | | LASURECO | 17 December 2021 | 16:00 | 19 December 2021 | 15:00 | |
| Tagoloan II | 1 | | | | | | | |
| | | | LASURECO | 17 December 2021 | 16:00 | 19 December 2021 | 15:00 | |
| Tamparan | 1 | | | | | | | |
| | | | LASURECO | 17 December 2021 | 16:00 | 19 December 2021 | 15:00 | |
| Taraka | 1 | | | | | | | |
| | | | LASURECO | 17 December 2021 | 16:00 | 19 December 2021 | 15:00 | |
| Bacolod-Kalawi (Bacolod-Grande) | 1 | | | | | | | |
| | | | LASURECO | 17 December 2021 | 16:00 | 19 December 2021 | 15:00 | |

| REGION PROVINCE CITY /MUNICIPALITY BARANGAY | | TYPE | SERVICE PROVIDER | DATE OF INTERRUPTION/ OUTAGE | TIME OF INTERRUPTION/ OUTAGE | DATE RESTORED | TIME RESTORED | REMARKS |
|---|---|------|------------------|------------------------------|------------------------------|------------------|---------------|---------|
| Balabagan | 1 | | | | | | | |
| | | | LASURECO | 17 December 2021 | 16:00 | 19 December 2021 | 15:00 | |
| Balindong (Watu) | 1 | | | | | | | |
| | | | LASURECO | 17 December 2021 | 16:00 | 19 December 2021 | 15:00 | |
| Bayang | 1 | | | | | | | |
| | | | LASURECO | 17 December 2021 | 16:00 | 19 December 2021 | 15:00 | |
| Binidayan | 1 | | | | | | | |
| | | | LASURECO | 17 December 2021 | 16:00 | 19 December 2021 | 15:00 | |
| Butig | 1 | | | | | | | |
| | | | LASURECO | 17 December 2021 | 16:00 | 19 December 2021 | 15:00 | |
| Calanogas | 1 | | | | | | | |
| | | | LASURECO | 17 December 2021 | 16:00 | 19 December 2021 | 15:00 | |
| Ganassi | 1 | | | | | | | |
| | | | LASURECO | 17 December 2021 | 16:00 | 19 December 2021 | 15:00 | |
| Kapatagan | 1 | | | | | | | |
| | | | LASURECO | 17 December 2021 | 16:00 | 19 December 2021 | 15:00 | |
| Lumbatan | 1 | | | | | | | |
| | | | LASURECO | 17 December 2021 | 16:00 | 19 December 2021 | 15:00 | |
| Lumbaca-Unayan | 1 | | | | | | | |
| | | | LASURECO | 17 December 2021 | 16:00 | 19 December 2021 | 15:00 | |
| Lumbayanague | 1 | | | | | | | |
| | | | LASURECO | 17 December 2021 | 16:00 | 19 December 2021 | 15:00 | |
| Madalum | 1 | | | | | | | |
| | | | LASURECO | 17 December 2021 | 16:00 | 19 December 2021 | 15:00 | |
| Madamba | 1 | | | | | | | |
| | | | LASURECO | 17 December 2021 | 16:00 | 19 December 2021 | 15:00 | |
| Malabang | 1 | | | | | | | |
| | | | LASURECO | 17 December 2021 | 16:00 | 19 December 2021 | 15:00 | |
| Marogong | 1 | | | | | | | |
| | | | LASURECO | 17 December 2021 | 16:00 | 19 December 2021 | 15:00 | |
| Pagayawan (Tatarikan) | 1 | | | | | | | |
| | | | LASURECO | 17 December 2021 | 16:00 | 19 December 2021 | 15:00 | |
| Pualas | 1 | | | | | | | |
| | | | LASURECO | 17 December 2021 | 16:00 | 19 December 2021 | 15:00 | |

| REGION PROVINCE CITY /MUNICIPALITY BARANGAY | | TYPE | SERVICE PROVIDER | DATE OF INTERRUPTION/ OUTAGE | TIME OF INTERRUPTION/ OUTAGE | DATE RESTORED | TIME RESTORED | REMARKS |
|---|---|------|------------------|------------------------------|------------------------------|------------------|---------------|---------|
| Sultan Dumalondong | 1 | | | | | | | |
| | | | LASURECO | 17 December 2021 | 16:00 | 19 December 2021 | 15:00 | |
| Picong (Sultan Gumander) | 1 | | | | | | | |
| | | | LASURECO | 17 December 2021 | 16:00 | 19 December 2021 | 15:00 | |
| Tubaran | 1 | | | | | | | |
| | | | LASURECO | 17 December 2021 | 16:00 | 19 December 2021 | 15:00 | |
| Tugaya | 1 | | | | | | | |
| | | | LASURECO | 17 December 2021 | 16:00 | 19 December 2021 | 15:00 | |

WATER SUPPLY

| REGION PROVINCE CITY /MUNICIPALITY BARANGAY | | TYPE | SERVICE PROVIDER | DATE OF INTERRUPTION/ OUTAGE | TIME OF INTERRUPTION/ OUTAGE | DATE RESTORED | TIME RESTORED | REMARKS |
|---|----|------|-------------------------------------|------------------------------|------------------------------|------------------|---------------|---|
| GRAND TOTAL | 26 | | | | | | | |
| MIMAROPA | 3 | | | | | | | |
| PALAWAN | 3 | | | | | | | |
| Puerto Princesa | 1 | | | | | | | |
| | | | Puerto Princesa City Water District | 17 December 2021 | 08:00 am | 31 December 2021 | | Fully restored with ongoing rehabilitation measures |
| Rizal (Marcos) | 1 | | | | | | | |
| | | | | 17 December 2021 | 11:00 pm | 18 December 2021 | 06:00 am | |
| Roxas | 1 | | | | | | | |
| | | | | 23 December 2021 | | 23 December 2021 | | Partially restored as of 23 December 2021 |
| REGION 10 | 1 | | | | | | | |
| MISAMIS ORIENTAL | 1 | | | | | | | |
| Naawan | 1 | | | | | | | |

| REGION PROVINCE CITY /MUNICIPALITY BARANGAY | | TYPE | SERVICE PROVIDER | DATE OF INTERRUPTION/ OUTAGE | TIME OF INTERRUPTION/ OUTAGE | DATE RESTORED | TIME RESTORED | REMARKS |
|---|-----------|--------|----------------------------|------------------------------|------------------------------|---------------|---------------|--|
| Mapulog | | | | 21 December 2021 | | | | Mainline pipes totally damaged/washed out. Damage to the mainline pipe in Mapulog has not severely affected water supply in the said municipality. A total of 3 alternate pumping stations were able to supply the needs of its municipality. |
| CARAGA | 22 | | | | | | | |
| BUTUAN CITY | 1 | | | | | | | |
| Butuan | 1 | | | | | | | |
| | | Public | Butuan City Water District | 16 December 2021 | 11:00 am | | | as of December 23, 2021 there are only 9 remaining barangays still need of water rationing Butuan City Water District has temporarily suspended the operations of its facilities at Sition Iyao, Brgy. Anticala, as its conveyance pipeline from the dam to the treatment facility of Taguibo Aquatech Solutions Corporation, bulk water supplier of BCWD, was damaged by Typhoon Odette. |
| AGUSAN DEL NORTE | 14 | | | | | | | |
| Santiago | 7 | | | | | | | |
| San Isidro | | | | 16 December 2021 | | | | |
| Jagupit | | | | 16 December 2021 | | | | |
| Curva | | | | 16 December 2021 | | | | |
| Pob 1 | | | | 16 December 2021 | | | | |
| Pob 2 | | | | 16 December 2021 | | | | |
| Lapaz | | | | 16 December 2021 | | | | |
| Tagbuyacan | | | | 16 December 2021 | | | | |
| Kitcharao | 7 | | | | | | | |
| Songkoy | | | | 16 December 2021 | | | | |

| REGION PROVINCE CITY /MUNICIPALITY BARANGAY | | TYPE | SERVICE PROVIDER | DATE OF INTERRUPTION/ OUTAGE | TIME OF INTERRUPTION/ OUTAGE | DATE RESTORED | TIME RESTORED | REMARKS |
|---|----------|------|------------------|------------------------------|------------------------------|------------------|---------------|--|
| Poblacion | | | | 16 December 2021 | | | | |
| Mahayahay | | | | 16 December 2021 | | | | |
| Sangay | | | | 16 December 2021 | | | | |
| Canaway | | | | 16 December 2021 | | | | |
| Jaliobong | | | | 16 December 2021 | | | | |
| Bangayan | | | | 16 December 2021 | | | | |
| DINAGAT ISLANDS | 6 | | | | | | | |
| Dinagat | 1 | | | | | | | |
| | | | | 16 December 2021 | | | | Magsaysay & Wadas Water Refilling Stations functional Cab-ilan & Cabayawan depend on rainwater, occasionally fetch water from nearby barangays Has 7 jetmatic pumps (center) |
| Cagdianao | 1 | | | | | | | |
| | | | | 16 December 2021 | | | | 20% of main water supply are fully restored 20% of damaged wells are restored |
| Libjo | 1 | | | | | | | |
| | | | | 16 December 2021 | | | | 70% restored |
| Loreto | 1 | | | | | | | |
| | | | | 16 December 2021 | | 26 December 2021 | | 100% restored |
| San Jose | 1 | | | | | | | |
| | | | | 16 December 2021 | | | | Partially restored Water refilling stations functional |
| Tubajon | 1 | | | | | | | |
| | | | | 16 December 2021 | | | | 5 barangays with insufficient water (San Roque, San Vicente, Sta. Cruz, Malinao & Roxas) |

| REGION PROVINCE CITY /MUNICIPALITY BARANGAY | | TYPE | SERVICE PROVIDER | DATE OF INTERRUPTION/ OUTAGE | TIME OF INTERRUPTION/ OUTAGE | DATE RESTORED | TIME RESTORED | REMARKS |
|---|---|------|------------------|------------------------------|------------------------------|---------------|---------------|--|
| SURIGAO DEL NORTE | 1 | | | | | | | |
| Surigao City | 1 | | | | | | | |
| | | | | 16 December 2021 | | | | Major water sources incurred damages on their main pipelines and water system resulting to lack of water supply. Some municipalities utilized deep well, springs and available reservoir. Surigao City water supply is gradually restored. |

COMMUNICATION LINES

| REGION PROVINCE CITY /MUNICIPALITY BARANGAY | | TELECOM PANY | STATUS OF COMM UNICATIO N | DATE INT ERRUPTI ON | TIME INTE RRUPTIO N | DATE RES TORATIO N | TIME RES TORATIO N | 2G SITE | 2G WITH COVERAG E | 2G % OF COVERAG E | 3G SITE COUNT | 3G WITH COVERAG E | 3G % OF COVERAG E | 4G SITE COUNT | 4G WITH COVERAG E | 4G % OF COVERAG E | REMARKS |
|---|-----|--------------|---------------------------|---------------------|---------------------|--------------------|--------------------|---------|-------------------|-------------------|---------------|-------------------|-------------------|---------------|-------------------|-------------------|------------------------------------|
| GRAND TOTAL | 248 | | | | | | | | | | | | | | | | |
| MIMAROPA | 47 | | | | | | | | | | | | | | | | |
| MARINDUQUE | 1 | | | | | | | | | | | | | | | | |
| Torrijos | 1 | | | | | | | | | | | | | | | | |
| Kay Duke | | Smart | Operationa l | December 16, 2021 | 22:44 | December 17, 2021 | 00:19 | | | | | | | | | | |
| ROMBLON | 17 | | | | | | | | | | | | | | | | |
| Province-Wide | 17 | | | | | | | | | | | | | | | | |
| | | Smart | Operationa l | | | December 18, 2021 | | | | | | | | | | | Unstable 2G and 4G/LTE (Smart). |
| PALAWAN | 29 | | | | | | | | | | | | | | | | |
| Cagayancillo | 3 | | | | | | | | | | | | | | | | |
| | | Globe | Operationa l | December 16, 2021 | 22:00 | December 17, 2021 | 03:47 | | | | | | | | | | Unstable 2G,3G and 4G/LTE (Globe). |

| REGION PROVINCE CITY /MUNICIPALITY BARANGAY | | TELECOM PANY | STATUS OF COMM UNICATIO N | DATE INT ERRUPTI ON | TIME INTE RRUPTIO N | DATE RES TORATIO N | TIME RES TORATIO N | 2G SITE | 2G WITH COVERAG E | 2G % OF COVERAG E | 3G SITE COUNT | 3G WITH COVERAG E | 3G % OF COVERAG E | 4G SITE COUNT | 4G WITH COVERAG E | 4G % OF COVERAG E | REMARKS |
|---|---|--------------|---------------------------|---------------------|---------------------|--------------------|--------------------|---------|-------------------|-------------------|---------------|-------------------|-------------------|---------------|-------------------|-------------------|------------------------------------|
| | | Smart | Operational | December 16, 2021 | 22:00 | December 17, 2021 | 03:47 | | | | | | | | | | |
| | | Pldt | Operational | December 16, 2021 | 22:00 | December 17, 2021 | 03:47 | | | | | | | | | | |
| Dumaran | 3 | | | | | | | | | | | | | | | | |
| | | Smart | Down | December 17, 2021 | 11:00 | December 19, 2021 | | | | | | | | | | | |
| | | Globe | Operational | December 17, 2021 | 11:00 | December 19, 2021 | 08:00 | | | | | | | | | | |
| | | Pldt | Down | December 17, 2021 | 11:00 | | | | | | | | | | | | |
| Agutaya | 3 | | | | | | | | | | | | | | | | |
| | | Globe | Operational | December 17, 2021 | 11:00 | February 19, 2021 | 08:00 | | | | | | | | | | |
| | | Smart | Operational | December 17, 2021 | 11:00 | February 19, 2021 | 08:00 | | | | | | | | | | |
| | | Pldt | Down | December 17, 2021 | 11:00 | | | | | | | | | | | | |
| Magsaysay | 3 | | | | | | | | | | | | | | | | |
| | | Globe | Down | December 17, 2021 | 11:00 | | | | | | | | | | | | |
| | | Smart | Down | December 17, 2021 | 11:00 | | | | | | | | | | | | Intermittent signal |
| | | Pldt | Down | December 17, 2021 | 11:00 | | | | | | | | | | | | |
| Cuyo | 3 | | | | | | | | | | | | | | | | |
| | | Globe | Operational | December 17, 2021 | 11:00 | December 17, 2021 | 03:47 | | | | | | | | | | |
| | | Smart | Operational | December 17, 2021 | 11:00 | December 17, 2021 | 03:47 | | | | | | | | | | |
| | | Pldt | Operational | December 17, 2021 | 11:00 | December 17, 2021 | 03:47 | | | | | | | | | | |
| Puerto Princesa | 2 | | | | | | | | | | | | | | | | |
| | | Globe | Operational | December 17, 2021 | | December 22, 2021 | | | | | | | | | | | Unstable 2G,3G and 4G/LTE (Globe). |
| | | Smart | Operational | December 17, 2021 | | December 22, 2021 | | | | | | | | | | | Unstable 2G,3G and 4G/LTE (smart). |
| Coron | 1 | | | | | | | | | | | | | | | | |

| REGION PROVINCE CITY / MUNICIPALITY BARANGAY | | TELECOM PANY | STATUS OF COMMUNICATION | DATE INTERRUPTI ON | TIME INTE RRUPTIO N | DATE RES TORATIO N | TIME RES TORATIO N | 2G SITE | 2G WITH COVERAG E | 2G % OF COVERAG E | 3G SITE COUNT | 3G WITH COVERAG E | 3G % OF COVERAG E | 4G SITE COUNT | 4G WITH COVERAG E | 4G % OF COVERAG E | REMARKS |
|--|----------|--------------|-------------------------|--------------------|---------------------|--------------------|--------------------|---------|-------------------|-------------------|---------------|-------------------|-------------------|---------------|-------------------|-------------------|---------|
| | | Globe | Operational | December 17, 2021 | | December 19, 2021 | 08:15 | | | | | | | | | | |
| Taytay | 1 | | | | | | | | | | | | | | | | |
| | | Globe | Operational | December 17, 2021 | | December 19, 2021 | 08:15 | | | | | | | | | | |
| Culion | 1 | | | | | | | | | | | | | | | | |
| | | Globe | Operational | December 17, 2021 | | December 19, 2021 | 08:15 | | | | | | | | | | |
| Busuanga | 1 | | | | | | | | | | | | | | | | |
| | | Globe | Operational | December 17, 2021 | | December 19, 2021 | 08:15 | | | | | | | | | | |
| Roxas | 2 | | | | | | | | | | | | | | | | |
| | | Globe | Operational | December 17, 2021 | | December 19, 2021 | 08:00 | | | | | | | | | | |
| | | Smart | Operational | December 19, 2021 | 08:00 | December 22, 2021 | 16:00 | | | | | | | | | | |
| Linapacan | 1 | | | | | | | | | | | | | | | | |
| | | Globe | Operational | December 17, 2021 | | December 19, 2021 | 08:15 | | | | | | | | | | |
| San Vicente | 1 | | | | | | | | | | | | | | | | |
| | | Globe | Operational | December 17, 2021 | | December 19, 2021 | 08:15 | | | | | | | | | | |
| Balabac | 1 | | | | | | | | | | | | | | | | |
| | | Globe | Operational | December 17, 2021 | | December 19, 2021 | 08:15 | | | | | | | | | | |
| El Nido (Bacuit) | 1 | | | | | | | | | | | | | | | | |
| | | Globe | Operational | December 17, 2021 | | December 19, 2021 | 08:15 | | | | | | | | | | |
| Rizal (Marcos) | 1 | | | | | | | | | | | | | | | | |
| | | Smart | Operational | December 20, 2021 | | December 22, 2021 | 16:00 | | | | | | | | | | |
| Araceli | 1 | | | | | | | | | | | | | | | | |
| | | Smart | Operational | December 27, 2021 | | December 27, 2021 | 16:00 | | | | | | | | | | |
| REGION 7 | 2 | | | | | | | | | | | | | | | | |
| CEBU | 2 | | | | | | | | | | | | | | | | |
| No breakdown | 2 | | | | | | | | | | | | | | | | |
| | | Globe | Down | December 16, 2021 | 07:00 | | | | | | | | | | | | |

| REGION PROVINCE CITY /MUNICIPALITY BARANGAY | | TELECOM PANY | STATUS OF COMM UNICATIO N | DATE INT ERRUPTI ON | TIME INTE RRUPTIO N | DATE RES TORATIO N | TIME RES TORATIO N | 2G SITE | 2G WITH COVERAG E | 2G % OF COVERAG E | 3G SITE COUNT | 3G WITH COVERAG E | 3G % OF COVERAG E | 4G SITE COUNT | 4G WITH COVERAG E | 4G % OF COVERAG E | REMARKS |
|---|-----------|--------------|---------------------------|---------------------|---------------------|--------------------|--------------------|---------|-------------------|-------------------|---------------|-------------------|-------------------|---------------|-------------------|-------------------|--|
| | | Smart | Down | December 17, 2021 | 07:00 | | | | | | | | | | | | As of 10:00 PM, 16 December 2021, SMART partially restored in Cebu City. |
| REGION 8 | 3 | | | | | | | | | | | | | | | | |
| SOUTHERN LEYTE | 3 | | | | | | | | | | | | | | | | |
| No breakdown | 3 | | | | | | | | | | | | | | | | |
| | | Globe | Down | December 16, 2021 | | | | | | | | | | | | | |
| | | Smart | Operational | December 16, 2021 | | December 17, 2021 | | | | | | | | | | | |
| | | Dito | Operational | December 16, 2021 | | December 17, 2021 | | | | | | | | | | | |
| REGION 9 | 71 | | | | | | | | | | | | | | | | |
| ZAMBOANGA DEL SUR | 28 | | | | | | | | | | | | | | | | |
| Province-Wide | 28 | | | | | | | | | | | | | | | | |
| | | Pldt | Down | December 16, 2021 | | December 18, 2021 | 08:02 | | | | | | | | | | |
| | | Globe | Down | December 16, 2021 | | December 17, 2021 | | | | | | | | | | | |
| | | Smart | Down | December 16, 2021 | | December 18, 2021 | | | | | | | | | | | |
| ZAMBOANGA SIBUGAY | 16 | | | | | | | | | | | | | | | | |
| Province-Wide | 16 | | | | | | | | | | | | | | | | |
| | | Pldt | Down | December 16, 2021 | | December 18, 2021 | 08:00 | | | | | | | | | | |
| | | Globe | Down | December 16, 2021 | | December 17, 2021 | | | | | | | | | | | |
| | | Smart | Down | December 16, 2021 | | December 18, 2021 | | | | | | | | | | | |
| ZAMBOANGA DEL NORTE | 27 | | | | | | | | | | | | | | | | |
| Province-Wide | 27 | | | | | | | | | | | | | | | | |
| | | Pldt | Down | December 16, 2021 | | December 18, 2021 | 08:00 | | | | | | | | | | |

| REGION PROVINCE CITY /MUNICIPALITY BARANGAY | | TELECOM PANY | STATUS OF COMM UNICATIO N | DATE INT ERRUPTI ON | TIME INTE RRUPTIO N | DATE RES TORATIO N | TIME RES TORATIO N | 2G SITE | 2G WITH COVERAG E | 2G % OF COVERAG E | 3G SITE COUNT | 3G WITH COVERAG E | 3G % OF COVERAG E | 4G SITE COUNT | 4G WITH COVERAG E | 4G % OF COVERAG E | REMARKS |
|---|----|--------------|---------------------------|---------------------|---------------------|--------------------|--------------------|---------|-------------------|-------------------|---------------|-------------------|-------------------|---------------|-------------------|-------------------|---|
| | | Globe | Down | December 16, 2021 | | December 18, 2021 | | | | | | | | | | | |
| | | Smart | Down | December 16, 2021 | | December 18, 2021 | | | | | | | | | | | |
| REGION 10 | 7 | | | | | | | | | | | | | | | | |
| MISAMIS ORIENTAL | 1 | | | | | | | | | | | | | | | | |
| Cagayan de Oro | 1 | | | | | | | | | | | | | | | | |
| | | | Down | December 17, 2021 | | December 21, 2021 | | | | | | | | | | | Restored |
| LANAO DEL NORTE | 1 | | | | | | | | | | | | | | | | |
| Iligan | 1 | | | | | | | | | | | | | | | | |
| | | | | December 17, 2021 | | December 21, 2021 | | | | | | | | | | | Restored |
| CAMIGUIN | 5 | | | | | | | | | | | | | | | | |
| Province-Wide | 5 | | | | | | | | | | | | | | | | |
| | | Globe | Operationa l | | | December 21, 2021 | | | | | | | | | | | |
| CARAGA | 41 | | | | | | | | | | | | | | | | |
| AGUSAN DEL NORTE | 3 | | | | | | | | | | | | | | | | |
| Kitcharao | 1 | | | | | | | | | | | | | | | | |
| All Barangay | | | Non-operational | December 16, 2021 | | | | | | | | | | | | | No connection – PLDT, Globe, Smart |
| Jabonga | 1 | | | | | | | | | | | | | | | | |
| All Barangay | | | Non-operational | December 16, 2021 | | | | | | | | | | | | | No signal in mobile networks.No signal in mobile networks, w/ radio communication |
| Tubay | 1 | | | | | | | | | | | | | | | | |
| All Barangay | | | Non-operational | December 17, 2021 | | | | | | | | | | | | | |
| DINAGAT ISLANDS | 9 | | | | | | | | | | | | | | | | |
| Province-Wide | 7 | | | | | | | | | | | | | | | | |

| REGION PROVINCE CITY /MUNICIPALITY BARANGAY | | TELECOM PANY | STATUS OF COMMUNICATION | DATE INTERRUPTION | TIME INTERRUPTION | DATE RESTORATION | TIME RESTORATION | 2G SITE | 2G WITH COVERAGE | 2G % OF COVERAGE | 3G SITE COUNT | 3G WITH COVERAGE | 3G % OF COVERAGE | 4G SITE COUNT | 4G WITH COVERAGE | 4G % OF COVERAGE | REMARKS |
|---|-----------|--------------|-------------------------|-------------------|-------------------|-------------------|------------------|---------|------------------|------------------|---------------|------------------|------------------|---------------|------------------|------------------|---|
| | | | Non-operational | December 16, 2021 | | | | | | | | | | | | | VHF radios served as communications option V-sat is installed at the Provincial EOC for outside communication |
| Dinagat | 1 | | | | | | | | | | | | | | | | |
| | | | | December 16, 2021 | | December 30, 2021 | | | | | | | | | | | SMART signal in the Municipality of Dinagat is restored. |
| San Jose | 1 | | | | | | | | | | | | | | | | |
| | | | | December 16, 2021 | | | | | | | | | | | | | GLOBE Signal is partially restored in San Jose SMART Signal in Brgy. Mahayaha y, San Jose is partially restored |
| SURIGAO DEL NORTE | 29 | | | | | | | | | | | | | | | | |
| Province-Wide | 28 | | | | | | | | | | | | | | | | |

| REGION PROVINCE CITY /MUNICIPALITY BARANGAY | TELECOM PANY | STATUS OF COMMUNICATION | DATE INTERRUPTION | TIME INTERRUPTION | DATE RESTORATION | TIME RESTORATION | 2G SITE | 2G WITH COVERAGE | 2G % OF COVERAGE | 3G SITE COUNT | 3G WITH COVERAGE | 3G % OF COVERAGE | 4G SITE COUNT | 4G WITH COVERAGE | 4G % OF COVERAGE | REMARKS |
|---|--------------|-------------------------|-------------------|-------------------|------------------|------------------|---------|------------------|------------------|---------------|------------------|------------------|---------------|------------------|------------------|--|
| | | | December 16, 2021 | | | | | | | | | | | | | Still down since December 16, 2021 1 SAT Phone in Siargao Island OCD & DICT VSAT installed at Sayak Airport, Del Carmen, Siargao Island, SDN Radio Communication System (DICT) in Siargao Island SMART & Globe Telcom (partially restored/limited signal since December 21, 2021 in Mainland Surigao del Norte |
| Surigao City | 1 | | | | | | | | | | | | | | | |

| REGION PROVINCE CITY /MUNICIPALITY BARANGAY | TELECOM PANY | STATUS OF COMM UNICATIO N | DATE INT ERRUPTI ON | TIME INTE RRUPTIO N | DATE RES TORATIO N | TIME RES TORATIO N | 2G SITE | 2G WITH COVERAG E | 2G % OF COVERAG E | 3G SITE COUNT | 3G WITH COVERAG E | 3G % OF COVERAG E | 4G SITE COUNT | 4G WITH COVERAG E | 4G % OF COVERAG E | REMARKS |
|---|--------------|---------------------------|---------------------|---------------------|--------------------|--------------------|---------|-------------------|-------------------|---------------|-------------------|-------------------|---------------|-------------------|-------------------|--|
| | | | December 16, 2021 | | | | | | | | | | | | | SMART & Globe Telecom are (partially re stored/limit ed signal since December 21, 2021 DICT VSAT at RDRRMC EOC in Surigao City, SDN Smart and Globe mobile signal are restored today at 6:00 P.M on Jan 2, 2022. However, due to lack of power supply, most of these areas had encountere d interrupti ons in their mobile signal. |
| BARMM | 77 | | | | | | | | | | | | | | | |
| LANAO DEL SUR | 40 | | | | | | | | | | | | | | | |
| Province-Wide | 40 | | | | | | | | | | | | | | | |
| | | Operationa l | December 16, 2021 | | | | | | | | | | | | | Limited to no cellular service |
| MAGUINDANAO | 36 | | | | | | | | | | | | | | | |
| Province-Wide | 36 | | | | | | | | | | | | | | | |
| | | Operationa l | December 17, 2021 | | December 18, 2021 | 16:00 | | | | | | | | | | Limited to no cellular service |
| COTABATO CITY | 1 | | | | | | | | | | | | | | | |

| REGION PROVINCE CITY /MUNICIPALITY BARANGAY | | TELECOM PANY | STATUS OF COMM UNICATIO N | DATE INT ERRUPTI ON | TIME INTE RRUPTIO N | DATE RES TORATIO N | TIME RES TORATIO N | 2G SITE | 2G WITH COVERAG E | 2G % OF COVERAG E | 3G SITE COUNT | 3G WITH COVERAG E | 3G % OF COVERAG E | 4G SITE COUNT | 4G WITH COVERAG E | 4G % OF COVERAG E | REMARKS |
|---|---|--------------|---------------------------|---------------------|---------------------|--------------------|--------------------|---------|-------------------|-------------------|---------------|-------------------|-------------------|---------------|-------------------|-------------------|--------------------------------|
| Province-Wide | 1 | | | | | | | | | | | | | | | | |
| | | | Operational | December 17, 2021 | | December 18, 2021 | 16:00 | | | | | | | | | | Limited to no cellular service |

STATUS OF AIRPORTS

| REGION PROVINCE CITY /MUNICIPALITY BARANGAY | | NAME OF AIRPORT | STATUS | STRANDED PASSENGERS | DATE REPORTED (Non-Operational) | TIME REPORTED (Non-Operational) | DATE REPORTED (Operational) | TIME REPORTED (Operational) | REMARKS |
|---|----------|---------------------------------------|-------------|---------------------|---------------------------------|---------------------------------|-----------------------------|-----------------------------|---------|
| GRAND TOTAL | 8 | | | 0 | | | | | |
| MIMAROPA | 3 | | | 0 | | | | | |
| ROMBLON | 1 | | | 0 | | | | | |
| Alcantara | 1 | | | 0 | | | | | |
| | | Tugdan Airport | Operational | 0 | 15 December 2021 | | 20 December 2021 | | |
| PALAWAN | 2 | | | 0 | | | | | |
| Busuanga | 1 | | | 0 | | | | | |
| | | Francisco B Reyes Airport | Operational | 0 | 16 December 2021 | 17:20 | 18 December 2021 | | |
| Puerto Princesa | 1 | | | 0 | | | | | |
| | | Puerto Princesa International Airport | Operational | 0 | 17 December 2021 | | 20 December 2021 | | |
| REGION 10 | 2 | | | 0 | | | | | |
| MISAMIS OCCIDENTAL | 1 | | | 0 | | | | | |
| Ozamiz | 1 | | | 0 | | | | | |
| | | Ozamiz Airport | Operational | 0 | | | 17 December 2021 | | |
| MISAMIS ORIENTAL | 1 | | | 0 | | | | | |
| Laguindingan | 1 | | | 0 | | | | | |
| | | laguindingan Airport | Operational | 0 | | | 17 December 2021 | | |
| CARAGA | 3 | | | 0 | | | | | |
| SURIGAO DEL NORTE | 2 | | | 0 | | | | | |
| Surigao City | 1 | | | 0 | | | | | |

| REGION PROVINCE CITY /MUNICIPALITY BARANGAY | | NAME OF AIRPORT | STATUS | STRANDED PASSENGERS | DATE REPORTED (Non-Operational) | TIME REPORTED (Non-Operational) | DATE REPORTED (Operational) | TIME REPORTED (Operational) | REMARKS |
|---|----------|----------------------|-----------------|---------------------|---------------------------------|---------------------------------|-----------------------------|-----------------------------|--|
| | | Surigao City Airport | Non-Operational | 0 | | | | | Damaged, not fully operational for disaster response operations only; no commercial flights |
| Del Carmen | 1 | | | 0 | | | | | |
| | | Sayak Airport | Non-Operational | 0 | | | | | Damaged, not fully operational; for disaster response operations only; no commercial flights |
| BUTUAN CITY | 1 | | | 0 | | | | | |
| Butuan | 1 | | | 0 | | | | | |
| | | Bancasi Airport | Operational | 0 | 16 December 2021 | | 17 December 2021 | | All domestic flights from and to Butuan City have resumed as of December 17, 2021 |

STATUS OF FLIGHTS

| REGION PROVINCE CITY /MUNICIPALITY BARANGAY | | AIRPORT | AIRLINE | TYPE | FLIGHT NO | ROUTE | DATE CANCELLED | TIME CANCELLED | DATE RESUMED | TIME RESUMED | REMARKS |
|---|-----------|------------------------------|--------------------------|----------|----------------|-----------------------------------|------------------|----------------|------------------|--------------|---------|
| GRAND TOTAL | 25 | | | | | | | | | | |
| MIMAROPA | 8 | | | | | | | | | | |
| PALAWAN | 8 | | | | | | | | | | |
| Puerto Princesa | 8 | | | | | | | | | | |
| | | Puerto Princesa City Airport | Cebu Pacific | Domestic | 5J 5642 | PPS-MNL | 17 December 2021 | | 20 December 2021 | | |
| | | Puerto Princesa City Airport | Air Asia | Domestic | | PPS-MNL VV | 17 December 2021 | | 20 December 2021 | | |
| | | | (PR) Philippine Airlines | Domestic | PR 1785 / 1786 | Manila - Puerto Princesa - Manila | 19 December 2021 | | 20 December 2021 | | |
| | | | (2P) PAL Express | Domestic | 2P 2781 / 2782 | Manila - Puerto Princesa - Manila | 19 December 2021 | | 20 December 0021 | | |
| | | | (Z2) AirAsia | Domestic | Z2 432 / 433 | Manila - Puerto Princesa - Manila | 19 December 2021 | | 20 December 2021 | | |
| | | | (5J) Cebu Pacific | Domestic | 5J 635 / 636 | Manila - Puerto Princesa - Manila | 19 December 2021 | | 20 December 2021 | | |

| REGION PROVINCE CITY /MUNICIPALITY BARANGAY | | AIRPORT | AIRLINE | TYPE | FLIGHT NO | ROUTE | DATE CANCELLED | TIME CANCELLED | DATE RESUMED | TIME RESUMED | REMARKS |
|---|----------|--|----------------------------|----------|--------------|-----------------------------------|------------------|----------------|------------------|--------------|---------|
| | | | (5J) Cebu Pacific | Domestic | 5J 637 / 638 | Manila - Puerto Princesa - Manila | 19 December 2021 | | 20 December 2021 | | |
| | | | (5J) Cebu Pacific | Domestic | 5J 647 / 648 | Manila - Puerto Princesa - Manila | 19 December 2021 | | 20 December 2021 | | |
| REGION 7 | 3 | | | | | | | | | | |
| CEBU | 3 | | | | | | | | | | |
| No breakdown | 3 | | | | | | | | | | |
| | | | 5J Cebu Pacific | Domestic | 5J 584 | Cebu - Manila | 19 December 2021 | | | | |
| | | | 5J Cebu Pacific | Domestic | 5J 551 / 558 | Manila - Cebu - Manila | 19 December 2021 | | | | |
| | | | 5J Cebu Pacific | Domestic | 5J 561 / 562 | Manila - Cebu - Manila | 19 December 2021 | | | | |
| REGION 10 | 3 | | | | | | | | | | |
| MISAMIS ORIENTAL | 2 | | | | | | | | | | |
| Laguindingan | 2 | | | | | | | | | | |
| | | | Cebu Pacific | Domestic | DG 6717/6718 | CEB-CGY-CEB | 18 December 2021 | 09:00 | | | |
| | | | Cebu Pacific | Domestic | DG 6721/6722 | CEB-CGY-CEB | 18 December 2021 | 09:00 | | | |
| MISAMIS OCCIDENTAL | 1 | | | | | | | | | | |
| Ozamiz | 1 | | | | | | | | | | |
| | | | Philippine Air Lines (PAL) | Domestic | PR 2313/2314 | CEB-CGY-CEB | 18 December 2021 | 11:30 | | | |
| REGION 11 | 3 | | | | | | | | | | |
| DAVAO CITY | 3 | | | | | | | | | | |
| No breakdown | 3 | | | | | | | | | | |
| | | Francisco Bangoy International Airport | PAL Express | Domestic | 2P2364 | Davao-Cebu | 16 December 2021 | 14:10 | | | |
| | | Francisco Bangoy International Airport | Cebu Pacific | Domestic | 5J597/598 | Cebu-Davao-Cebu | 16 December 2021 | 17:00 | | | |
| | | Francisco Bangoy International Airport | PAL Express | Domestic | 2P2372/2373 | Davao-Tagbilaran-Davao | 16 December 2021 | 13:40 | | | |
| CARAGA | 8 | | | | | | | | | | |
| BUTUAN CITY | 8 | | | | | | | | | | |
| Butuan | 8 | | | | | | | | | | |

| REGION PROVINCE CITY /MUNICIPALITY BARANGAY | AIRPORT | AIRLINE | TYPE | FLIGHT NO | ROUTE | DATE CANCELLED | TIME CANCELLED | DATE RESUMED | TIME RESUMED | REMARKS |
|---|-----------------|---------------------|----------|-----------|------------------------------------|------------------|----------------|------------------|--------------|----------------|
| | Bancasi Airport | Philippine Airlines | Domestic | PR2939 | Butuan to Manila, Manila to Butuan | 16 December 2021 | | 17 December 2021 | | Flight resumed |
| | Bancasi Airport | Philippine Airlines | Domestic | PR2935 | Butuan to Manila | 16 December 2021 | | 17 December 2021 | | Flight resumed |
| | Bancasi Airport | Philippine Airlines | Domestic | PR2362 | Butuan to Cebu | 16 December 2021 | | 17 December 2021 | | Flight resumed |
| | Bancasi Airport | Cebu Pacific | Domestic | 5J785 | Manila to Butuan | 16 December 2021 | | 17 December 2021 | | Flight resumed |
| | Bancasi Airport | Cebu Pacific | Domestic | 5J786 | Butuan to Manila | 16 December 2021 | | 17 December 2021 | | Flight resumed |
| | Bancasi Airport | Cebu Pacific | Domestic | DG6925 | Cebu to Butuan | 16 December 2021 | | 17 December 2021 | | Flight resumed |
| | Bancasi Airport | Cebu Pacific | Domestic | DG6926 | Butuan to Cebu | 16 December 2021 | | 17 December 2021 | | Flight resumed |
| | Bancasi Airport | Philippine Airlines | Domestic | PR2939 | Manila to Butuan | 16 December 2021 | | 17 December 2021 | | Flight resumed |

STATUS OF SEAPORTS

| REGION PROVINCE CITY /MUNICIPALITY BARANGAY | NAME OF PORT | STATUS | DATE REPORTED (Non-Operational) | TIME REPORTED (Non-Operational) | DATE REPORTED (Operational) | TIME REPORTED (Operational) | REMARKS |
|---|-----------------|-------------|---------------------------------|---------------------------------|-----------------------------|-----------------------------|---------|
| GRAND TOTAL | 129 | | | | | | |
| CALABARZON | 5 | | | | | | |
| BATANGAS | 1 | | | | | | |
| Batangas City | 1 | | | | | | |
| | Batangas Port | Operational | 14 December 2021 | 12:00 | 19 December 2021 | 11:00 | |
| QUEZON | 4 | | | | | | |
| Lucena | 1 | | | | | | |
| | Dalahican Port | Operational | 15 December 2021 | 17:00 | 19 December 2021 | 11:00 | |
| Atimonan | 1 | | | | | | |
| | Atimonan Port | Operational | 15 December 2021 | | 19 December 2021 | 11:00 | |
| San Andres | 1 | | | | | | |
| | San Andres Port | Operational | 15 December 2021 | | 19 December 2021 | 11:00 | |
| Gumaca | 1 | | | | | | |
| | Gumaca Port | Operational | 15 December 2021 | | 19 December 2021 | 11:00 | |

| REGION PROVINCE CITY /MUNICIPALITY BARANGAY | | NAME OF PORT | STATUS | DATE REPORTED (Non-Operational) | TIME REPORTED (Non-Operational) | DATE REPORTED (Operational) | TIME REPORTED (Operational) | REMARKS |
|---|-----------|------------------|-------------|---------------------------------|---------------------------------|-----------------------------|-----------------------------|---------|
| MIMAROPA | 38 | | | | | | | |
| ORIENTAL MINDORO | 4 | | | | | | | |
| Calapan | 1 | | | | | | | |
| | | Calapan Port | Operational | 15 December 2021 | 16:30 | 17 December 2021 | 20:00 | |
| Roxas | 1 | | | | | | | |
| | | Roxas Port | Operational | 15 December 2021 | | 17 December 2021 | 20:00 | |
| Bulalacao (San Pedro) | 1 | | | | | | | |
| | | Bulalacao Port | Operational | 15 December 2021 | | 17 December 2021 | 20:00 | |
| Puerto Galera | 1 | | | | | | | |
| | | Balatero Port | Operational | 15 December 2021 | | 17 December 2021 | 20:00 | |
| ROMBLON | 11 | | | | | | | |
| Magdiwang | 1 | | | | | | | |
| | | Magdiwang Port | Operational | 15 December 2021 | | 18 December 2021 | | |
| Cajidiocan | 1 | | | | | | | |
| | | Cajidiocan Port | Operational | 15 December 2021 | | 18 December 2021 | | |
| Santa Fe | 1 | | | | | | | |
| | | Santa Fe Port | Operational | 15 December 2021 | | 18 December 2021 | | |
| San Fernando | 1 | | | | | | | |
| | | Azagra Port | Operational | 15 December 2021 | | 18 December 2021 | | |
| Romblon | 1 | | | | | | | |
| | | Romblon Port | Operational | 15 December 2021 | | 18 December 2021 | | |
| Odiangan | 1 | | | | | | | |
| | | Poctoy Port | Operational | 15 December 2021 | | 18 December 2021 | | |
| San Agustin | 1 | | | | | | | |
| | | San Agustin Port | Operational | 16 December 2021 | | 18 December 2021 | | |
| San Jose | 1 | | | | | | | |
| | | San Jose Port | Operational | 16 December 2021 | | 18 December 2021 | | |
| Calatrava | 1 | | | | | | | |
| | | Calatrava Port | Operational | 16 December 2021 | | 18 December 2021 | | |
| Banton (Jones) | 1 | | | | | | | |
| | | Banton Port | Operational | 15 December 2021 | | 18 December 2021 | | |
| Concepcion | 1 | | | | | | | |
| | | Concepcion Port | Operational | 15 December 2021 | | 18 December 2021 | | |
| MARINDUQUE | 4 | | | | | | | |
| Boac | 1 | | | | | | | |

| REGION PROVINCE CITY /MUNICIPALITY BARANGAY | | NAME OF PORT | STATUS | DATE REPORTED (Non-Operational) | TIME REPORTED (Non-Operational) | DATE REPORTED (Operational) | TIME REPORTED (Operational) | REMARKS |
|---|-----------|----------------------|-------------|---------------------------------|---------------------------------|-----------------------------|-----------------------------|-----------------|
| Cawit | | Cawit Port | Operational | 15 December 2021 | 18:00 | 17 December 2021 | 17:46 | |
| Gasan | 1 | | | | | | | |
| Dos | | Gasan Wharf | Operational | 15 December 2021 | 18:00 | 17 December 2021 | 17:46 | |
| Mogpog | 1 | | | | | | | |
| Balanacan | | Balanacan Port | Operational | 15 December 2021 | 18:00 | 17 December 2021 | 17:46 | |
| Santa Cruz | 1 | | | | | | | |
| Buyabod | | Buyabod Port | Operational | 15 December 2021 | 18:00 | 17 December 2021 | 17:46 | |
| OCCIDENTAL MINDORO | 4 | | | | | | | |
| Abra de Ilog | 1 | | | | | | | |
| | | Abra de Ilog Port | Operational | 15 December 2021 | 20:30 | 17 December 2021 | 00:00 | |
| San Jose | 1 | | | | | | | |
| | | Caminawit Port | Operational | 15 December 2021 | 20:30 | 17 December 2021 | 00:00 | |
| Lubang | 1 | | | | | | | |
| | | Tilik Port | Operational | 15 December 2021 | 20:30 | 18 December 2021 | | |
| Looc | 1 | | | | | | | |
| | | Agcawayan Port | Operational | 15 December 2021 | | 18 December 2021 | | |
| PALAWAN | 15 | | | | | | | |
| Puerto Princesa | 1 | | | | | | | |
| | | Puerto Princesa Port | Operational | 16 December 2021 | 08:00 | 18 December 2021 | | No Sail Policy. |
| El Nido (Bacuit) | 2 | | | | | | | |
| | | El Nido Port | Operational | 16 December 2021 | 08:00 | 18 December 2021 | | No Sail Policy. |
| | | San Fernando Port | Operational | 16 December 2021 | | 18 December 2021 | | |
| Roxas | 1 | | | | | | | |
| | | Roxas Port | Operational | 16 December 2021 | 08:00 | 18 December 2021 | | No Sail Policy. |
| Cuyo | 1 | | | | | | | |
| | | Cuyo Port | Operational | 16 December 2021 | 08:00 | 18 December 2021 | | No Sail Policy. |
| Coron | 1 | | | | | | | |
| | | Coron Port | Operational | 16 December 2021 | 08:00 | 18 December 2021 | | No Sail Policy. |
| San Vicente | 1 | | | | | | | |
| | | San Vicente Port | Operational | 16 December 2021 | | 18 December 2021 | | |
| Agutaya | 1 | | | | | | | |
| | | Agutaya Port | Operational | 16 December 2021 | | 18 December 2021 | | |
| Quezon | 1 | | | | | | | |
| | | Quezon Port | Operational | 16 December 2021 | | 18 December 2021 | | |
| Taytay | 1 | | | | | | | |

| REGION PROVINCE CITY /MUNICIPALITY BARANGAY | | NAME OF PORT | STATUS | DATE REPORTED (Non-Operational) | TIME REPORTED (Non-Operational) | DATE REPORTED (Operational) | TIME REPORTED (Operational) | REMARKS |
|---|-----------|-----------------|-------------|---------------------------------|---------------------------------|-----------------------------|-----------------------------|---------|
| | | Limangcong Port | Operational | 16 December 2021 | | 18 December 2021 | | |
| Araceli | 1 | | | | | | | |
| | | Araceli Port | Operational | 16 December 2021 | | 18 December 2021 | | |
| Narra | 1 | | | | | | | |
| | | Narra Port | Operational | 16 December 2021 | | 18 December 2021 | | |
| Balabac | 1 | | | | | | | |
| | | Balabac Port | Operational | 16 December 2021 | | 18 December 2021 | | |
| Dumaran | 1 | | | | | | | |
| | | Dumaran Port | Operational | 16 December 2021 | | 18 December 2021 | | |
| Culion | 1 | | | | | | | |
| | | | Operational | 16 December 2021 | | 18 December 2021 | | |
| REGION 5 | 23 | | | | | | | |
| ALBAY | 5 | | | | | | | |
| Pio Duran | 1 | | | | | | | |
| | | Pioduran Port | Operational | 15 December 2021 | 20:00 | | | |
| Tabaco | 1 | | | | | | | |
| | | Tabaco Port | Operational | 15 December 2021 | 20:00 | | | |
| Rapu-Rapu | 1 | | | | | | | |
| | | Rapu-Rapu Port | Operational | 15 December 2021 | 20:00 | | | |
| Legazpi | 1 | | | | | | | |
| | | Victory Port | Operational | 15 December 2021 | 20:00 | | | |
| Bacacay | 1 | | | | | | | |
| | | Bacacay Port | Operational | 15 December 2021 | 20:00 | 18 December 2021 | 08:00 | |
| SORSOGON | 4 | | | | | | | |
| Matnog | 1 | | | | | | | |
| | | Matnog Port | Operational | 15 December 2021 | 05:00 | | | |
| Pilar | 1 | | | | | | | |
| | | Pilar Port | Operational | 15 December 2021 | 05:00 | 18 December 2021 | 08:00 | |
| Castilla | 1 | | | | | | | |
| | | Castilla Port | Operational | 15 December 2021 | 11:00 | 18 December 2021 | 08:00 | |
| Bulan | 1 | | | | | | | |
| | | Bulan Port | Operational | 15 December 2021 | 11:00 | 18 December 2021 | 08:00 | |
| MASBATE | 8 | | | | | | | |
| Masbate City | 1 | | | | | | | |
| | | Masbate Port | Operational | 15 December 2021 | 11:00 | 18 December 2021 | 08:00 | |

| REGION PROVINCE CITY /MUNICIPALITY BARANGAY | | NAME OF PORT | STATUS | DATE REPORTED (Non-Operational) | TIME REPORTED (Non-Operational) | DATE REPORTED (Operational) | TIME REPORTED (Operational) | REMARKS |
|---|----------|------------------|-------------|---------------------------------|---------------------------------|-----------------------------|-----------------------------|---|
| Mandaon | 1 | | | | | | | |
| | | Mandaon Port | Operational | 15 December 2021 | 11:00 | 18 December 2021 | 08:00 | |
| San Pascual | 1 | | | | | | | |
| | | San Pascual | Operational | 15 December 2021 | 11:00 | 18 December 2021 | 08:00 | |
| Cataingan | 1 | | | | | | | |
| | | Cataingan Port | Operational | 15 December 2021 | 11:00 | 18 December 2021 | 08:00 | |
| San Jacinto | 1 | | | | | | | |
| | | San Jacinto Port | Operational | 15 December 2021 | 11:00 | 18 December 2021 | 08:00 | |
| Placer | 1 | | | | | | | |
| | | Placer Port | Operational | 15 December 2021 | 11:00 | 18 December 2021 | 08:00 | |
| Aroroy | 1 | | | | | | | |
| | | Aroroy Port | Operational | 15 December 2021 | 11:00 | 18 December 2021 | 08:00 | |
| Cawayan | 1 | | | | | | | |
| | | Cawayan Port | Operational | 15 December 2021 | 11:00 | 18 December 2021 | 08:00 | |
| CAMARINES SUR | 2 | | | | | | | |
| Pasacao | 1 | | | | | | | |
| | | Pasacao Port | Operational | 16 December 2021 | 20:00 | 18 December 2021 | 08:00 | |
| Goa | 1 | | | | | | | |
| | | Tamban Port | Operational | 16 December 2021 | 20:00 | 18 December 2021 | 08:00 | |
| CATANDUANES | 2 | | | | | | | |
| Virac | 1 | | | | | | | |
| | | Virac Port | Operational | 16 December 2021 | 20:00 | 18 December 2021 | 08:00 | |
| San Andres (Calolbon) | 1 | | | | | | | |
| | | San Andres Port | Operational | 16 December 2021 | 20:00 | 18 December 2021 | 08:00 | |
| CAMARINES NORTE | 2 | | | | | | | |
| Mercedes | 1 | | | | | | | |
| | | Mercedes Port | Operational | 16 December 2021 | 05:00 | 18 December 2021 | 08:00 | |
| Jose Panganiban | 1 | | | | | | | |
| | | Panganiban Port | Operational | 16 December 2021 | 05:00 | 18 December 2021 | 08:00 | |
| REGION 6 | 3 | | | | | | | |
| AKLAN | 3 | | | | | | | |
| Malay | 3 | | | | | | | |
| | | Caticlan Port | Operational | 15 December 2021 | 17:00 | 18 December 2021 | 09:00 | Caticlan - Mindoro and Batangas trips were cancelled. |

| REGION PROVINCE CITY /MUNICIPALITY BARANGAY | | NAME OF PORT | STATUS | DATE REPORTED (Non-Operational) | TIME REPORTED (Non-Operational) | DATE REPORTED (Operational) | TIME REPORTED (Operational) | REMARKS |
|---|-----------|--------------------------|-----------------|---------------------------------|---------------------------------|-----------------------------|-----------------------------|---|
| | | Tabon Port | Operational | 15 December 2021 | 17:00 | 18 December 2021 | 09:00 | Boracay-Caticlan via Tabon Port and Tambisan Port were cancelled. |
| | | Tambisan Port | Operational | 15 December 2021 | 17:00 | 18 December 2021 | 09:00 | Boracay-Caticlan via Tabon Port and Tambisan Port were cancelled. |
| REGION 7 | 44 | | | | | | | |
| CEBU | 34 | | | | | | | |
| Danao | 2 | | | | | | | |
| Brgy. Poblacion | | Danao Port | Non-Operational | 15 December 2021 | 11:00 | | | Suspended |
| | | Dunggoan Port | Non-Operational | 15 December 2021 | 11:00 | | | Suspended |
| Poro | 1 | | | | | | | |
| | | Poro Port | Non-Operational | 15 December 2021 | 05:00 | | | Suspended |
| Santa Fe | 2 | | | | | | | |
| | | Santa Fe Port | Non-Operational | 15 December 2021 | 07:00 | | | |
| | | Santa Fe Pier | Non-Operational | 15 December 2021 | 23:00 | | | Suspended |
| Daanbantayan | 4 | | | | | | | |
| | | Maya Port | Non-Operational | 14 December 2021 | 22:00 | | | |
| | | Daanbantayan Pier | Non-Operational | 15 December 2021 | 23:00 | | | Suspended |
| | | Malapascua | Non-Operational | 15 December 2021 | 23:00 | | | Suspended |
| | | Daanbantayan (Maya Port) | Non-Operational | 15 December 2021 | 23:00 | | | Suspended |
| Argao | 1 | | | | | | | |
| | | Taloot Port | Non-Operational | 15 December 2021 | 07:00 | | | |
| Dumanjug | 1 | | | | | | | |
| | | Tangil Port | Non-Operational | 15 December 2021 | 09:00 | | | |
| Toledo | 1 | | | | | | | |
| | | Toledo City Port | Non-Operational | 15 December 2021 | 11:00 | | | Suspended |
| San Francisco | 1 | | | | | | | |
| | | Consuelo Port | Non-Operational | 15 December 2021 | 05:00 | | | Suspended |
| Tudela | 1 | | | | | | | |
| | | Hagutapay Port | Non-Operational | 15 December 2021 | 05:00 | | | Suspended |
| Cebu City | 4 | | | | | | | |

| REGION PROVINCE CITY /MUNICIPALITY BARANGAY | | NAME OF PORT | STATUS | DATE REPORTED (Non-Operational) | TIME REPORTED (Non-Operational) | DATE REPORTED (Operational) | TIME REPORTED (Operational) | REMARKS |
|---|---|----------------|-----------------|---------------------------------|---------------------------------|-----------------------------|-----------------------------|---|
| | | Pier 1 | Non-Operational | 15 December 2021 | 11:00 | | | Suspended; minor damages due to rammed vessels; damaged Pier 1 passenger holding area |
| | | Pier 2 | Non-Operational | 15 December 2021 | 11:00 | | | Suspended; minor damages due to rammed vessels |
| | | Pier 3 | Operational | 15 December 2021 | 11:00 | 18 December 2021 | 15:00 | Partially operational; collapsed welcome signage at Pier 3 |
| | | Pier 4 | Non-Operational | 15 December 2021 | 11:00 | | | Suspended |
| Pilar | 1 | | | | | | | |
| | | Pilar Port | Non-Operational | 15 December 2021 | 05:00 | | | Suspended |
| Cordova | 1 | | | | | | | |
| | | Cordova Port | Non-Operational | 15 December 2021 | 11:00 | | | Suspended |
| Lapu-Lapu (Opon) | 2 | | | | | | | |
| | | Angasil Port | Non-Operational | 15 December 2021 | 11:00 | | | Suspended |
| | | Hilton Port | Non-Operational | 15 December 2021 | 11:00 | | | Suspended |
| Mandaue | 3 | | | | | | | |
| | | Ouano Port | Non-Operational | 15 December 2021 | 11:00 | | | Suspended |
| | | Looc Wharf | Non-Operational | 15 December 2021 | 11:00 | | | Suspended |
| | | Labogon Wharf | Non-Operational | 15 December 2021 | 11:00 | | | Suspended |
| Tabuelan | 1 | | | | | | | |
| | | Tabuelan Pier | Non-Operational | 15 December 2021 | 23:00 | | | Suspended |
| Tuburan | 1 | | | | | | | |
| | | Tuburan Pier | Non-Operational | 15 December 2021 | 23:00 | | | Suspended |
| Medellin | 1 | | | | | | | |
| | | Medellin | Non-Operational | 15 December 2021 | 23:00 | | | Suspended |
| Bogo | 1 | | | | | | | |
| | | Polambato Pier | Non-Operational | 15 December 2021 | 23:00 | | | Suspended |
| Tabogon | 1 | | | | | | | |
| | | Tabogon Pier | Non-Operational | 15 December 2021 | 23:00 | | | Suspended |
| Bantayan | 1 | | | | | | | |
| | | Bantayan Pier | Non-Operational | 15 December 2021 | 23:00 | | | Suspended |
| San Remigio | 1 | | | | | | | |
| | | Hagnaya Port | Non-Operational | 15 December 2021 | 23:00 | | | Suspended |

| REGION PROVINCE CITY /MUNICIPALITY BARANGAY | | NAME OF PORT | STATUS | DATE REPORTED (Non-Operational) | TIME REPORTED (Non-Operational) | DATE REPORTED (Operational) | TIME REPORTED (Operational) | REMARKS |
|---|----------|-------------------------------|-----------------|---------------------------------|---------------------------------|-----------------------------|-----------------------------|--|
| Carmen | 1 | | | | | | | |
| | | Carmen Port | Non-Operational | 15 December 2021 | 23:00 | | | Suspended |
| Madridejos | 1 | | | | | | | |
| | | Kaongkod Pier | Non-Operational | 15 December 2021 | 23:00 | | | Suspended |
| NEGROS ORIENTAL | 5 | | | | | | | |
| San Jose | 1 | | | | | | | |
| | | Port of San Jose (Tampi Port) | Non-Operational | 15 December 2021 | 11:00 | | | Suspended |
| Guihulngan | 1 | | | | | | | |
| | | Bulado Port | Non-Operational | 15 December 2021 | 11:00 | | | Suspended |
| Dumaguete | 1 | | | | | | | |
| | | Port Of Dumaguete | Non-Operational | 15 December 2021 | 11:00 | | | Suspended |
| Zamboanguita | 1 | | | | | | | |
| | | Malatapay Wharf | Non-Operational | 15 December 2021 | 11:00 | | | Suspended |
| Basay | 1 | | | | | | | |
| | | Capinahan Port | Non-Operational | 15 December 2021 | 11:00 | | | Suspended |
| BOHOL | 5 | | | | | | | |
| Jagna | 1 | | | | | | | |
| | | Jagna Port | Operational | 15 December 2021 | 05:00 | 18 December 2021 | 22:30 | Operational |
| Tubigon | 1 | | | | | | | |
| | | Port of Tubigon | Non-Operational | | | | | Targeted to be opened on Tuesday with the following activities: - Manual operation for the collection and marine transaction operation - Temporary shelter for passengers will be set up upon clearing the debris *Data as of 20 December 2021, 6:00 AM |
| Getafe | 1 | | | | | | | |
| | | Port of Getafe | Non-Operational | | | | | |
| No breakdown | 1 | | | | | | | |
| | | Port of Tapal | Non-Operational | | | | | |
| Talibon | 1 | | | | | | | |
| | | Port of Talibon | Non-Operational | | | | | |

| REGION PROVINCE CITY /MUNICIPALITY BARANGAY | | NAME OF PORT | STATUS | DATE REPORTED (Non-Operational) | TIME REPORTED (Non-Operational) | DATE REPORTED (Operational) | TIME REPORTED (Operational) | REMARKS |
|---|---|---------------------------------|-----------------|---------------------------------|---------------------------------|-----------------------------|-----------------------------|---|
| REGION 8 | 1 | | | | | | | |
| SOUTHERN LEYTE | 1 | | | | | | | |
| San Ricardo | 1 | | | | | | | |
| | | Benit Port | Non-Operational | 18 December 2021 | | | | Totally damaged port |
| REGION 9 | 4 | | | | | | | |
| ZAMBOANGA DEL SUR | 2 | | | | | | | |
| Zamboanga City | 1 | | | | | | | |
| | | Zamboanga International Seaport | Operational | | | | | passengers of SMA (2GO) bound for Manila were stranded since December 15, 2021. Status: 2GO will be departing for Manila at 1500H, 28 Dec. 2021 |
| Pagadian | 1 | | | | | | | |
| | | Port of Pagadian | Operational | | | | | |
| ZAMBOANGA DEL NORTE | 2 | | | | | | | |
| Dapitan | 1 | | | | | | | |
| Pulauan | | Pulauan Port | Non-Operational | 16 December 2021 | | 18 December 2021 | 00:00 | |
| Dipolog | 1 | | | | | | | |
| Galas | | Port of Dipolog | Non-Operational | 16 December 2021 | | 18 December 2021 | 00:00 | |
| REGION 10 | 4 | | | | | | | |
| CAMIGUIN | 2 | | | | | | | |
| Mambajao | 1 | | | | | | | |
| | | | Non-Operational | | | | | Manbajao to Bohol trips suspended |
| No breakdown | 1 | | | | | | | |
| | | Port of Benoni | Operational | | | 17 December 2021 | | |
| MISAMIS ORIENTAL | 1 | | | | | | | |
| Cagayan de Oro | 1 | | | | | | | |
| | | | Operational | | | 17 December 2021 | | |
| MISAMIS OCCIDENTAL | 1 | | | | | | | |
| Ozamiz | 1 | | | | | | | |
| | | | Operational | | | 17 December 2021 | | |
| CARAGA | 7 | | | | | | | |
| BUTUAN CITY | 1 | | | | | | | |
| Butuan | 1 | | | | | | | |

| REGION PROVINCE CITY /MUNICIPALITY BARANGAY | | NAME OF PORT | STATUS | DATE REPORTED (Non-Operational) | TIME REPORTED (Non-Operational) | DATE REPORTED (Operational) | TIME REPORTED (Operational) | REMARKS |
|---|---|-------------------|-------------|---------------------------------|---------------------------------|-----------------------------|-----------------------------|-----------------------------|
| | | Butuan Masao Port | Operational | 15 December 2021 | | | | Information coming from PCG |
| SURIGAO DEL NORTE | 3 | | | | | | | |
| Surigao City | 2 | | | | | | | |
| | | Surigao City Port | Operational | 15 December 2021 | | 22 December 2021 | | Information coming from PCG |
| | | Lipata Port | Operational | 15 December 2021 | | 22 December 2021 | | Information coming from PCG |
| Dapa | 1 | | | | | | | |
| | | Dapa Port | Operational | 15 December 2021 | | 03 January 2022 | | Information coming from PCG |
| AGUSAN DEL NORTE | 1 | | | | | | | |
| Nasipit | 1 | | | | | | | |
| | | Nasipit Port | Operational | 15 December 2021 | | 17 December 2021 | 22:00 | Information coming from PCG |
| DINAGAT ISLANDS | 2 | | | | | | | |
| Dinagat | 1 | | | | | | | |
| | | San Jose Port | Operational | 15 December 2021 | | 22 December 2021 | | Information coming from PCG |
| Cagdianao | 1 | | | | | | | |
| | | Cagdianao Port | Operational | 15 December 2021 | | 03 January 2022 | | Information coming from PCG |

STRANDED PASSENGERS, ROLLING CARGOES, VESSELS, MBCAS

| REGION PROVINCE CITY /MUNICIPALITY BARANGAY | | DISTRICT | STATION | SUBSTATION | PORT/TERMINAL | PASSENGER | ROLLING CARGOES | VESSELS/BUS LINER | MBCA (MOTOR BANCA) | REMARKS |
|---|----|----------|---------|------------|---------------|-----------|-----------------|-------------------|--------------------|--|
| GRAND TOTAL | 22 | | | | | 343 | 143 | 0 | 0 | |
| MIMAROPA | 3 | | | | | 0 | 0 | 0 | 0 | |
| ORIENTAL MINDORO | 3 | | | | | 0 | 0 | 0 | 0 | |
| Calapan | 1 | | | | | 0 | 0 | 0 | 0 | |
| | | | | | Calapan Port | 0 | 0 | 0 | 0 | Calapan Port is Operational as of 17 December 2021, 08:00 PM |
| Roxas | 1 | | | | | 0 | 0 | 0 | 0 | |

| REGION PROVINCE CITY /MUNICIPALITY BARANGAY | | DISTRICT | STATION | SUBSTATION | PORT/TERMINAL | PASSENGER | ROLLING CARGOES | VESSELS/BUS LINER | MBCA (MOTOR BANCA) | REMARKS |
|---|----------|----------|--------------------|------------------|-------------------------------|-----------|-----------------|-------------------|--------------------|--|
| | | | | | Roxas Port | 0 | 0 | 0 | 0 | Roxas Port is Operational as of 17 December 2021, 08:00 PM |
| Bulalacao (San Pedro) | 1 | | | | | 0 | 0 | 0 | 0 | |
| | | | | | Bulalacao Port | 0 | 0 | 0 | 0 | Bulalacao Port is Operational as of 17 December 2021, 08:00 PM |
| REGION 6 | 8 | | | | | 0 | 0 | 0 | 0 | |
| ILOILO | 2 | | | | | 0 | 0 | 0 | 0 | |
| Iloilo City | 2 | | | | | 0 | 0 | 0 | 0 | |
| Brgy. Lapuz | | | | | Lapuz Wharf | 0 | 0 | 0 | 0 | |
| Brgy. Concepcion | | | | | Fort San Pedro Port | 0 | 0 | 0 | 0 | |
| GUIMARAS | 1 | | | | | 0 | 0 | 0 | 0 | |
| Jordan | 1 | | | | | 0 | 0 | 0 | 0 | |
| Brgy. Rizal | | | | CGSS Jordan | | 0 | 0 | 0 | 0 | |
| AKLAN | 1 | | | | | 0 | 0 | 0 | 0 | |
| Malay | 1 | | | | | 0 | 0 | 0 | 0 | |
| Caticlan | | | | | Caticlan Jetty Port | 0 | 0 | 0 | 0 | |
| NEGROS OCCIDENTAL | 4 | | | | | 0 | 0 | 0 | 0 | |
| Bacolod | 1 | | | | | 0 | 0 | 0 | 0 | |
| | | | | CGSS Bacolod | BREDCO Port, Reclamation Area | 0 | 0 | 0 | 0 | |
| Sagay | 1 | | | | | 0 | 0 | 0 | 0 | |
| Brgy. Old Sagay | | | | CGSS Sagay | Feeder Port | 0 | 0 | 0 | 0 | |
| Escalante | 1 | | | | | 0 | 0 | 0 | 0 | |
| Purok Camia, Brgy. Old Poblacion | | | | CGSS Escalante | | 0 | 0 | 0 | 0 | |
| San Carlos | 1 | | | | | 0 | 0 | 0 | 0 | |
| Brgy. VI | | | | CGSS San Carlos | Port Area | 0 | 0 | 0 | 0 | |
| REGION 8 | 7 | | | | | 0 | 0 | 0 | 0 | |
| SOUTHERN LEYTE | 2 | | | | | 0 | 0 | 0 | 0 | |
| Liloan | 1 | | | | | 0 | 0 | 0 | 0 | |
| | | | CGS SOUTHERN LEYTE | CGSS Liloan | Liloan Port Ferry Terminal | 0 | 0 | 0 | 0 | |
| San Ricardo | 1 | | | | | 0 | 0 | 0 | 0 | |
| | | | CGS SOUTHERN LEYTE | CGSS San Ricardo | Port of San Ricardo | 0 | 0 | 0 | 0 | |

| REGION PROVINCE CITY /MUNICIPALITY BARANGAY | | DISTRICT | STATION | SUBSTATION | PORT/TERMINAL | PASSENGER | ROLLING CARGOES | VESSELS/BUS LINER | MBCA (MOTOR BANCA) | REMARKS |
|---|---|----------|--------------------|-----------------|------------------------------|-----------|-----------------|-------------------|--------------------|---|
| NORTHERN SAMAR | 4 | | | | | 0 | 0 | 0 | 0 | |
| Allen | 3 | | | | | 0 | 0 | 0 | 0 | |
| | | | CGS SOUTHERN LEYTE | CGSS Allen | Port of Balwarteco | 0 | 0 | 0 | 0 | |
| | | | CGS SOUTHERN LEYTE | CGSS Allen | Port of Sta. Clara | 0 | 0 | 0 | 0 | |
| | | | CGS SOUTHERN LEYTE | CGSS Allen | Port of Dapdap | 0 | 0 | 0 | 0 | |
| San Isidro | 1 | | | | | 0 | 0 | 0 | 0 | |
| | | | CGS SOUTHERN LEYTE | CGSS San Isidro | Port of San Isidro | 0 | 0 | 0 | 0 | |
| LEYTE | 1 | | | | | 0 | 0 | 0 | 0 | |
| Bato | 1 | | | | | 0 | 0 | 0 | 0 | |
| | | | CGS WESTERN LEYTE | CGSS Bato | Port of Bato | 0 | 0 | 0 | 0 | |
| REGION 9 | 1 | | | | | 0 | 0 | 0 | 0 | |
| ZAMBOANGA DEL SUR | 1 | | | | | 0 | 0 | 0 | 0 | |
| Zamboanga City | 1 | | | | | 0 | 0 | 0 | 0 | |
| | | | | | Zamboanga City | 0 | 0 | 0 | 0 | 38 passengers from Zamboanga bound for Manila resumed travel as of reporting date 18 December 2021, 2:00 PM |
| REGION 10 | 1 | | | | | 20 | 0 | 0 | 0 | |
| MISAMIS ORIENTAL | 1 | | | | | 20 | 0 | 0 | 0 | |
| Cagayan de Oro | 1 | | | | | 20 | 0 | 0 | 0 | |
| | | | | | Baseport Cagayan de Oro City | 20 | 0 | 0 | 0 | |
| CARAGA | 2 | | | | | 323 | 143 | 0 | 0 | |
| AGUSAN DEL NORTE | 1 | | | | | 25 | 0 | 0 | 0 | |
| Nasipit | 1 | | | | | 25 | 0 | 0 | 0 | |

| REGION PROVINCE CITY /MUNICIPALITY BARANGAY | | DISTRICT | STATION | SUBSTATION | PORT/TERMINAL | PASSENGER | ROLLING CARGOES | VESSELS/BUS LINER | MBCA (MOTOR BANCA) | REMARKS |
|---|---|----------|---------|------------|---------------|-----------|-----------------|-------------------|--------------------|---|
| Talisay | | | | | Nasipit Port | 25 | 0 | 0 | 0 | - All passengers had already left for Cebu on 18 December 2021, 8:00AM - Port already operational. - PPA will provide food/dinner and will also coordinate with Nasipit MDRRMO for their transfer to the designated evacuation center as the port is a high risk place for storm surge. |
| SURIGAO DEL NORTE | 1 | | | | | 298 | 143 | 0 | 0 | |
| Surigao City | 1 | | | | | 298 | 143 | 0 | 0 | |
| Lipata | | | | | Lipata | 298 | 143 | 0 | 0 | Stranded vehicles & passengers outside Lipata Port reported as of December 16, 2021 (10:00 AM): 143 rolling cargos and 298 passengers including drivers |

DAMAGED HOUSES

| REGION PROVINCE CITY/ MUNICIPALITY BARANGAY | NO. OF DAMAGED HOUSES | | | AMOUNT (PHP) | REMARKS |
|---|-----------------------|-----------|-------------|--------------|---------|
| | TOTALLY | PARTIALLY | GRAND TOTAL | | |
| GRAND TOTAL | 368,441 | 991,762 | 1,360,203 | 30,699,018 | |
| MIMAROPA | 34,419 | 50,765 | 85,184 | 0 | |
| OCCIDENTAL MINDORO | 0 | 1 | 1 | 0 | |
| San Jose | 0 | 1 | 1 | 0 | |
| Bugbog | 0 | 1 | 1 | 0 | |
| OCCIDENTAL MINDORO | 2 | 0 | 2 | 0 | |
| Naujan | 2 | 0 | 2 | 0 | |
| San Andres | 2 | 0 | 2 | 0 | |

| REGION PROVINCE CITY/ MUNICIPALITY BARANGAY | NO. OF DAMAGED HOUSES | | | AMOUNT (PHP) | REMARKS |
|---|-----------------------|-----------|-------------|--------------|---------------------------------|
| | TOTALLY | PARTIALLY | GRAND TOTAL | | |
| PALAWAN | 34,417 | 50,764 | 85,181 | 0 | |
| San Vicente | 1,134 | 4,955 | 6,089 | 0 | |
| Sitio Panindigan, Poblacion | 1,134 | 4,955 | 6,089 | 0 | Damaged due to an uprooted tree |
| Linapacan | 18 | 123 | 141 | 0 | |
| No breakdown | 18 | 123 | 141 | 0 | |
| Cuyo | 57 | 922 | 979 | 0 | |
| No breakdown | 57 | 922 | 979 | 0 | |
| Aborlan | 10 | 13 | 23 | 0 | |
| No breakdown | 10 | 13 | 23 | 0 | |
| Dumaran | 690 | 2,150 | 2,840 | 0 | |
| No breakdown | 690 | 2,150 | 2,840 | 0 | |
| Puerto Princesa | 6,135 | 19,698 | 25,833 | 0 | |
| No breakdown | 6,135 | 19,698 | 25,833 | 0 | |
| Taytay | 10,024 | 15,035 | 25,059 | 0 | |
| No breakdown | 10,024 | 15,035 | 25,059 | 0 | |
| Narra | 1 | 3 | 4 | 0 | |
| No breakdown | 1 | 3 | 4 | 0 | |
| Kalayaan | 35 | 7 | 42 | 0 | |
| No breakdown | 35 | 7 | 42 | 0 | |
| Brookes Point | 14 | 19 | 33 | 0 | |
| No breakdown | 14 | 19 | 33 | 0 | |
| Agutaya | 0 | 450 | 450 | 0 | |
| No breakdown | 0 | 450 | 450 | 0 | |
| Busuanga | 0 | 3 | 3 | 0 | |
| Salvacion | 0 | 1 | 1 | 0 | |
| Sto Nino | 0 | 1 | 1 | 0 | |
| Buluang | 0 | 1 | 1 | 0 | |
| Araceli | 1,056 | 2,796 | 3,852 | 0 | |
| No breakdown | 1,056 | 2,796 | 3,852 | 0 | |
| Cagayancillo | 30 | 444 | 474 | 0 | |
| No breakdown | 30 | 444 | 474 | 0 | |
| Coron | 14 | 40 | 54 | 0 | |
| No breakdown | 14 | 40 | 54 | 0 | |
| Magsaysay | 96 | 1,587 | 1,683 | 0 | |

| REGION PROVINCE CITY/ MUNICIPALITY BARANGAY | NO. OF DAMAGED HOUSES | | | AMOUNT (PHP) | REMARKS |
|---|-----------------------|----------------|----------------|--------------|---------|
| | TOTALLY | PARTIALLY | GRAND TOTAL | | |
| No breakdown | 96 | 1,587 | 1,683 | 0 | |
| Roxas | 15,103 | 2,519 | 17,622 | 0 | |
| No breakdown | 15,103 | 2,519 | 17,622 | 0 | |
| REGION 6 | 54,495 | 210,222 | 264,717 | 0 | |
| AKLAN | 20 | 328 | 348 | 0 | |
| Batan | 1 | 4 | 5 | 0 | |
| | 1 | 4 | 5 | 0 | |
| Kalibo | 1 | 106 | 107 | 0 | |
| | 1 | 106 | 107 | 0 | |
| New Washington | 6 | 70 | 76 | 0 | |
| | 6 | 70 | 76 | 0 | |
| Madalag | 1 | 2 | 3 | 0 | |
| | 1 | 2 | 3 | 0 | |
| Libacao | 8 | 24 | 32 | 0 | |
| | 8 | 24 | 32 | 0 | |
| Buruanga | 0 | 1 | 1 | 0 | |
| | 0 | 1 | 1 | 0 | |
| Numancia | 2 | 98 | 100 | 0 | |
| | 2 | 98 | 100 | 0 | |
| Banga | 1 | 23 | 24 | 0 | |
| | 1 | 23 | 24 | 0 | |
| ANTIQUE | 1,356 | 6,594 | 7,950 | 0 | |
| Barbaza | 0 | 3 | 3 | 0 | |
| | 0 | 3 | 3 | 0 | |
| Belison | 5 | 712 | 717 | 0 | |
| | 5 | 712 | 717 | 0 | |
| Bugasong | 2 | 0 | 2 | 0 | |
| | 2 | 0 | 2 | 0 | |
| Caluya | 0 | 4 | 4 | 0 | |
| | 0 | 4 | 4 | 0 | |
| Culasi | 727 | 37 | 764 | 0 | |
| | 727 | 37 | 764 | 0 | |
| Hamtic | 193 | 2,308 | 2,501 | 0 | |
| | 193 | 2,308 | 2,501 | 0 | |

| REGION PROVINCE CITY/ MUNICIPALITY BARANGAY | NO. OF DAMAGED HOUSES | | | AMOUNT (PHP) | REMARKS |
|---|-----------------------|---------------|---------------|--------------|---------|
| | TOTALLY | PARTIALLY | GRAND TOTAL | | |
| Laua-an | 30 | 127 | 157 | 0 | |
| | 30 | 127 | 157 | 0 | |
| San Jose de Buenavista | 36 | 705 | 741 | 0 | |
| | 36 | 705 | 741 | 0 | |
| San Remigio | 16 | 1,187 | 1,203 | 0 | |
| | 16 | 1,187 | 1,203 | 0 | |
| Sibalom | 47 | 549 | 596 | 0 | |
| | 47 | 549 | 596 | 0 | |
| Tibiao | 79 | 57 | 136 | 0 | |
| | 79 | 57 | 136 | 0 | |
| Tobias Fornier (Dao) | 221 | 905 | 1,126 | 0 | |
| | 221 | 905 | 1,126 | 0 | |
| CAPIZ | 5 | 161 | 166 | 0 | |
| Dao | 0 | 35 | 35 | 0 | |
| | 0 | 35 | 35 | 0 | |
| Pilar | 3 | 37 | 40 | 0 | |
| | 3 | 37 | 40 | 0 | |
| Mambusao | 2 | 89 | 91 | 0 | |
| | 2 | 89 | 91 | 0 | |
| GUIMARAS | 117 | 1,450 | 1,567 | 0 | |
| Buenavista | 90 | 1,350 | 1,440 | 0 | |
| | 90 | 1,350 | 1,440 | 0 | |
| San Lorenzo | 27 | 100 | 127 | 0 | |
| | 27 | 100 | 127 | 0 | |
| ILOILO | 801 | 35,009 | 35,810 | 0 | |
| Guimbal | 74 | 1,577 | 1,651 | 0 | |
| | 74 | 1,577 | 1,651 | 0 | |
| Igaras | 48 | 373 | 421 | 0 | |
| | 48 | 373 | 421 | 0 | |
| Miagao | 18 | 536 | 554 | 0 | |
| | 18 | 536 | 554 | 0 | |
| Leganes | 61 | 1,738 | 1,799 | 0 | |
| | 61 | 1,738 | 1,799 | 0 | |
| Leon | 52 | 634 | 686 | 0 | |

| REGION PROVINCE CITY/ MUNICIPALITY BARANGAY | NO. OF DAMAGED HOUSES | | | AMOUNT (PHP) | REMARKS |
|---|-----------------------|-----------|-------------|--------------|---------|
| | TOTALLY | PARTIALLY | GRAND TOTAL | | |
| | 52 | 634 | 686 | 0 | |
| Santa Barbara | 3 | 57 | 60 | 0 | |
| | 3 | 57 | 60 | 0 | |
| Zarraga | 46 | 2,630 | 2,676 | 0 | |
| | 46 | 2,630 | 2,676 | 0 | |
| Badiangan | 6 | 589 | 595 | 0 | |
| | 6 | 589 | 595 | 0 | |
| Cabatuan | 1 | 2 | 3 | 0 | |
| | 1 | 2 | 3 | 0 | |
| Janiuay | 22 | 493 | 515 | 0 | |
| | 22 | 493 | 515 | 0 | |
| Lambunao | 0 | 2,023 | 2,023 | 0 | |
| | 0 | 2,023 | 2,023 | 0 | |
| Maasin | 5 | 265 | 270 | 0 | |
| | 5 | 265 | 270 | 0 | |
| Pototan | 3 | 74 | 77 | 0 | |
| | 3 | 74 | 77 | 0 | |
| Banate | 14 | 1,647 | 1,661 | 0 | |
| | 14 | 1,647 | 1,661 | 0 | |
| Barotac Nuevo | 84 | 3,134 | 3,218 | 0 | |
| | 84 | 3,134 | 3,218 | 0 | |
| Dingle | 0 | 12 | 12 | 0 | |
| | 0 | 12 | 12 | 0 | |
| Dueñas | 1 | 20 | 21 | 0 | |
| | 1 | 20 | 21 | 0 | |
| Dumangas | 201 | 6,223 | 6,424 | 0 | |
| | 201 | 6,223 | 6,424 | 0 | |
| Passi | 1 | 36 | 37 | 0 | |
| | 1 | 36 | 37 | 0 | |
| San Enrique | 2 | 0 | 2 | 0 | |
| | 2 | 0 | 2 | 0 | |
| Ajuy | 0 | 550 | 550 | 0 | |
| | 0 | 550 | 550 | 0 | |
| Barotac Viejo | 20 | 899 | 919 | 0 | |

| REGION PROVINCE CITY/ MUNICIPALITY BARANGAY | NO. OF DAMAGED HOUSES | | | AMOUNT (PHP) | REMARKS |
|---|-----------------------|----------------|----------------|--------------|---------|
| | TOTALLY | PARTIALLY | GRAND TOTAL | | |
| | 20 | 899 | 919 | 0 | |
| Concepcion | 6 | 245 | 251 | 0 | |
| | 6 | 245 | 251 | 0 | |
| Lemery | 21 | 763 | 784 | 0 | |
| | 21 | 763 | 784 | 0 | |
| Sara | 61 | 10,486 | 10,547 | 0 | |
| | 61 | 10,486 | 10,547 | 0 | |
| Bingawan | 51 | 3 | 54 | 0 | |
| | 51 | 3 | 54 | 0 | |
| NEGROS OCCIDENTAL | 52,196 | 166,680 | 218,876 | 0 | |
| Salvador Benedicto | 296 | 2,653 | 2,949 | 0 | |
| | 296 | 2,653 | 2,949 | 0 | |
| Toboso | 12 | 394 | 406 | 0 | |
| | 12 | 394 | 406 | 0 | |
| Cadiz | 3 | 10 | 13 | 0 | |
| | 3 | 10 | 13 | 0 | |
| Manapla | 121 | 2,100 | 2,221 | 0 | |
| | 121 | 2,100 | 2,221 | 0 | |
| Enrique B. Magalona (Saravia) | 316 | 9,647 | 9,963 | 0 | |
| | 316 | 9,647 | 9,963 | 0 | |
| Silay | 275 | 8,230 | 8,505 | 0 | |
| | 275 | 8,230 | 8,505 | 0 | |
| Talisay | 3 | 40 | 43 | 0 | |
| | 3 | 40 | 43 | 0 | |
| Bago | 10,089 | 1,526 | 11,615 | 0 | |
| | 10,089 | 1,526 | 11,615 | 0 | |
| La Carlota | 561 | 10,546 | 11,107 | 0 | |
| | 561 | 10,546 | 11,107 | 0 | |
| Pontevedra | 321 | 1,445 | 1,766 | 0 | |
| | 321 | 1,445 | 1,766 | 0 | |
| Pulupandan | 201 | 1,491 | 1,692 | 0 | |
| | 201 | 1,491 | 1,692 | 0 | |
| San Enrique | 302 | 2,969 | 3,271 | 0 | |
| | 302 | 2,969 | 3,271 | 0 | |

| REGION PROVINCE CITY/ MUNICIPALITY BARANGAY | NO. OF DAMAGED HOUSES | | | AMOUNT (PHP) | REMARKS |
|---|-----------------------|----------------|----------------|--------------|---------|
| | TOTALLY | PARTIALLY | GRAND TOTAL | | |
| Valladolid | 641 | 6,171 | 6,812 | 0 | |
| | 641 | 6,171 | 6,812 | 0 | |
| Binalbagan | 3,162 | 12,373 | 15,535 | 0 | |
| | 3,162 | 12,373 | 15,535 | 0 | |
| Himamaylan | 4,315 | 19,090 | 23,405 | 0 | |
| | 4,315 | 19,090 | 23,405 | 0 | |
| Hinigaran | 2,115 | 12,205 | 14,320 | 0 | |
| | 2,115 | 12,205 | 14,320 | 0 | |
| La Castellana | 3,595 | 10,304 | 13,899 | 0 | |
| | 3,595 | 10,304 | 13,899 | 0 | |
| Moises Padilla (Magallon) | 887 | 5,645 | 6,532 | 0 | |
| | 887 | 5,645 | 6,532 | 0 | |
| Candoni | 1,261 | 5,400 | 6,661 | 0 | |
| | 1,261 | 5,400 | 6,661 | 0 | |
| Cauayan | 3,479 | 8,971 | 12,450 | 0 | |
| | 3,479 | 8,971 | 12,450 | 0 | |
| Hinoba-an (Asia) | 1,663 | 6,891 | 8,554 | 0 | |
| | 1,663 | 6,891 | 8,554 | 0 | |
| Ilog | 10,366 | 4,138 | 14,504 | 0 | |
| | 10,366 | 4,138 | 14,504 | 0 | |
| Kabankalan | 4,639 | 14,742 | 19,381 | 0 | |
| | 4,639 | 14,742 | 19,381 | 0 | |
| Sipalay | 2,841 | 11,364 | 14,205 | 0 | |
| | 2,841 | 11,364 | 14,205 | 0 | |
| Bacolod | 732 | 8,335 | 9,067 | 0 | |
| | 732 | 8,335 | 9,067 | 0 | |
| REGION 7 | 156,356 | 509,814 | 666,170 | 0 | |
| BOHOL | 42,498 | 101,315 | 143,813 | 0 | |
| Alburquerque | 284 | 896 | 1,180 | 0 | |
| | 284 | 896 | 1,180 | 0 | |
| Alicia | 0 | 0 | 0 | 0 | |
| | 0 | 0 | 0 | 0 | |
| Anda | 341 | 3,516 | 3,857 | 0 | |
| | 341 | 3,516 | 3,857 | 0 | |

| REGION PROVINCE CITY/ MUNICIPALITY BARANGAY | NO. OF DAMAGED HOUSES | | | AMOUNT (PHP) | REMARKS |
|---|-----------------------|-----------|-------------|--------------|---------|
| | TOTALLY | PARTIALLY | GRAND TOTAL | | |
| Antequera | 0 | 0 | 0 | 0 | |
| | 0 | 0 | 0 | 0 | |
| Baclayon | 390 | 2,256 | 2,646 | 0 | |
| | 390 | 2,256 | 2,646 | 0 | |
| Balilihan | 563 | 3,718 | 4,281 | 0 | |
| | 563 | 3,718 | 4,281 | 0 | |
| Batuan | 378 | 2,620 | 2,998 | 0 | |
| | 378 | 2,620 | 2,998 | 0 | |
| Bien Unido | 3,989 | 2,985 | 6,974 | 0 | |
| | 3,989 | 2,985 | 6,974 | 0 | |
| Bilar | 0 | 0 | 0 | 0 | |
| | 0 | 0 | 0 | 0 | |
| Buenavista | 3,040 | 4,911 | 7,951 | 0 | |
| | 3,040 | 4,911 | 7,951 | 0 | |
| Calape | 0 | 0 | 0 | 0 | |
| | 0 | 0 | 0 | 0 | |
| Candijay | 1,124 | 5,376 | 6,500 | 0 | |
| | 1,124 | 5,376 | 6,500 | 0 | |
| Carmen | 1,423 | 7,473 | 8,896 | 0 | |
| | 1,423 | 7,473 | 8,896 | 0 | |
| Catigbian | 2,814 | 8,932 | 11,746 | 0 | |
| | 2,814 | 8,932 | 11,746 | 0 | |
| Clarin | 2,376 | 3,153 | 5,529 | 0 | |
| | 2,376 | 3,153 | 5,529 | 0 | |
| Corella | 0 | 0 | 0 | 0 | |
| | 0 | 0 | 0 | 0 | |
| Cortes | 627 | 3,344 | 3,971 | 0 | |
| | 627 | 3,344 | 3,971 | 0 | |
| Dagohoy | 0 | 0 | 0 | 0 | |
| | 0 | 0 | 0 | 0 | |
| Danao | 0 | 0 | 0 | 0 | |
| | 0 | 0 | 0 | 0 | |
| Daus | 0 | 0 | 0 | 0 | |
| | 0 | 0 | 0 | 0 | |

| REGION PROVINCE CITY/ MUNICIPALITY BARANGAY | NO. OF DAMAGED HOUSES | | | AMOUNT (PHP) | REMARKS |
|---|-----------------------|-----------|-------------|--------------|---------|
| | TOTALLY | PARTIALLY | GRAND TOTAL | | |
| Dimiao | 687 | 4,584 | 5,271 | 0 | |
| | 687 | 4,584 | 5,271 | 0 | |
| Duero | 927 | 3,643 | 4,570 | 0 | |
| | 927 | 3,643 | 4,570 | 0 | |
| Garcia Hernandez | 0 | 0 | 0 | 0 | |
| | 0 | 0 | 0 | 0 | |
| Getafe | 0 | 0 | 0 | 0 | |
| | 0 | 0 | 0 | 0 | |
| Guindulman | 834 | 5,975 | 6,809 | 0 | |
| | 834 | 5,975 | 6,809 | 0 | |
| Inabanga | 0 | 0 | 0 | 0 | |
| | 0 | 0 | 0 | 0 | |
| Jagna | 0 | 0 | 0 | 0 | |
| | 0 | 0 | 0 | 0 | |
| Lila | 0 | 0 | 0 | 0 | |
| | 0 | 0 | 0 | 0 | |
| Loay | 0 | 0 | 0 | 0 | |
| | 0 | 0 | 0 | 0 | |
| Loboc | 0 | 0 | 0 | 0 | |
| | 0 | 0 | 0 | 0 | |
| Loon | 2,509 | 7,911 | 10,420 | 0 | |
| | 2,509 | 7,911 | 10,420 | 0 | |
| Mabini | 978 | 2,120 | 3,098 | 0 | |
| | 978 | 2,120 | 3,098 | 0 | |
| Maribojoc | 0 | 0 | 0 | 0 | |
| | 0 | 0 | 0 | 0 | |
| Panglao | 434 | 4,214 | 4,648 | 0 | |
| | 434 | 4,214 | 4,648 | 0 | |
| Pilar | 2 | 17 | 19 | 0 | |
| | 2 | 17 | 19 | 0 | |
| President Carlos P. Garcia (Pitogo) | 0 | 0 | 0 | 0 | |
| | 0 | 0 | 0 | 0 | |
| Sagbayan (Borja) | 0 | 0 | 0 | 0 | |
| | 0 | 0 | 0 | 0 | |

| REGION PROVINCE CITY/ MUNICIPALITY BARANGAY | NO. OF DAMAGED HOUSES | | | AMOUNT (PHP) | REMARKS |
|---|-----------------------|----------------|----------------|--------------|---------|
| | TOTALLY | PARTIALLY | GRAND TOTAL | | |
| San Isidro | 0 | 0 | 0 | 0 | |
| | 0 | 0 | 0 | 0 | |
| San Miguel | 3,790 | 3,069 | 6,859 | 0 | |
| | 3,790 | 3,069 | 6,859 | 0 | |
| Sevilla | 308 | 1,958 | 2,266 | 0 | |
| | 308 | 1,958 | 2,266 | 0 | |
| Sierra Bullones | 0 | 0 | 0 | 0 | |
| | 0 | 0 | 0 | 0 | |
| Sikatuna | 0 | 0 | 0 | 0 | |
| | 0 | 0 | 0 | 0 | |
| Tagbilaran | 0 | 0 | 0 | 0 | |
| | 0 | 0 | 0 | 0 | |
| Talibon | 0 | 0 | 0 | 0 | |
| | 0 | 0 | 0 | 0 | |
| Trinidad | 0 | 0 | 0 | 0 | |
| | 0 | 0 | 0 | 0 | |
| Tubigon | 3,438 | 8,480 | 11,918 | 0 | |
| | 3,438 | 8,480 | 11,918 | 0 | |
| Ubay | 11,242 | 10,164 | 21,406 | 0 | |
| | 11,242 | 10,164 | 21,406 | 0 | |
| Valencia | 0 | 0 | 0 | 0 | |
| | 0 | 0 | 0 | 0 | |
| CEBU | 70,748 | 318,583 | 389,331 | 0 | |
| Alcantara | 745 | 2,453 | 3,198 | 0 | |
| | 745 | 2,453 | 3,198 | 0 | |
| Alcoy | 142 | 875 | 1,017 | 0 | |
| | 142 | 875 | 1,017 | 0 | |
| Alegria | 2,343 | 4,538 | 6,881 | 0 | |
| | 2,343 | 4,538 | 6,881 | 0 | |
| Aloguinsan | 0 | 0 | 0 | 0 | |
| | 0 | 0 | 0 | 0 | |
| Argao | 2,655 | 12,740 | 15,395 | 0 | |
| | 2,655 | 12,740 | 15,395 | 0 | |
| Asturias | 400 | 6,264 | 6,664 | 0 | |

| REGION PROVINCE CITY/ MUNICIPALITY BARANGAY | NO. OF DAMAGED HOUSES | | | AMOUNT (PHP) | REMARKS |
|---|-----------------------|-----------|-------------|--------------|---------|
| | TOTALLY | PARTIALLY | GRAND TOTAL | | |
| | 400 | 6,264 | 6,664 | 0 | |
| Badian | 0 | 0 | 0 | 0 | |
| | 0 | 0 | 0 | 0 | |
| Balamban | 0 | 0 | 0 | 0 | |
| | 0 | 0 | 0 | 0 | |
| Bantayan | 0 | 0 | 0 | 0 | |
| | 0 | 0 | 0 | 0 | |
| Barili | 6,295 | 13,015 | 19,310 | 0 | |
| | 6,295 | 13,015 | 19,310 | 0 | |
| Boljoon | 316 | 1,216 | 1,532 | 0 | |
| | 316 | 1,216 | 1,532 | 0 | |
| Borbon | 0 | 0 | 0 | 0 | |
| | 0 | 0 | 0 | 0 | |
| Carmen | 157 | 2,403 | 2,560 | 0 | |
| | 157 | 2,403 | 2,560 | 0 | |
| Catmon | 58 | 686 | 744 | 0 | |
| | 58 | 686 | 744 | 0 | |
| Cebu City | 7,004 | 10,924 | 17,928 | 0 | |
| | 7,004 | 10,924 | 17,928 | 0 | |
| Bogo | 0 | 0 | 0 | 0 | |
| | 0 | 0 | 0 | 0 | |
| Carcar | 0 | 0 | 0 | 0 | |
| | 0 | 0 | 0 | 0 | |
| Naga | 977 | 1,578 | 2,555 | 0 | |
| | 977 | 1,578 | 2,555 | 0 | |
| Talisay | 4,131 | 36,154 | 40,285 | 0 | |
| | 4,131 | 36,154 | 40,285 | 0 | |
| Compostela | 2,382 | 13,873 | 16,255 | 0 | |
| | 2,382 | 13,873 | 16,255 | 0 | |
| Consolacion | 2,310 | 23,383 | 25,693 | 0 | |
| | 2,310 | 23,383 | 25,693 | 0 | |
| Cordova | 1,683 | 9,368 | 11,051 | 0 | |
| | 1,683 | 9,368 | 11,051 | 0 | |
| Daanbantayan | 0 | 0 | 0 | 0 | |

| REGION PROVINCE CITY/ MUNICIPALITY BARANGAY | NO. OF DAMAGED HOUSES | | | AMOUNT (PHP) | REMARKS |
|---|-----------------------|-----------|-------------|--------------|---------|
| | TOTALLY | PARTIALLY | GRAND TOTAL | | |
| | 0 | 0 | 0 | 0 | |
| Dalaguete | 588 | 1,024 | 1,612 | 0 | |
| | 588 | 1,024 | 1,612 | 0 | |
| Danao | 759 | 2,197 | 2,956 | 0 | |
| | 759 | 2,197 | 2,956 | 0 | |
| Dumanjug | 991 | 1,426 | 2,417 | 0 | |
| | 991 | 1,426 | 2,417 | 0 | |
| Ginatilan | 208 | 941 | 1,149 | 0 | |
| | 208 | 941 | 1,149 | 0 | |
| Lapu-Lapu (Opon) | 17,157 | 51,584 | 68,741 | 0 | |
| | 17,157 | 51,584 | 68,741 | 0 | |
| Liloan | 3,151 | 26,271 | 29,422 | 0 | |
| | 3,151 | 26,271 | 29,422 | 0 | |
| Madridejos | 0 | 0 | 0 | 0 | |
| | 0 | 0 | 0 | 0 | |
| Malabuyoc | 604 | 1,736 | 2,340 | 0 | |
| | 604 | 1,736 | 2,340 | 0 | |
| Mandaue | 2,333 | 36,533 | 38,866 | 0 | |
| | 2,333 | 36,533 | 38,866 | 0 | |
| Medellin | 0 | 0 | 0 | 0 | |
| | 0 | 0 | 0 | 0 | |
| Minglanilla | 0 | 0 | 0 | 0 | |
| | 0 | 0 | 0 | 0 | |
| Moalboal | 1,342 | 7,323 | 8,665 | 0 | |
| | 1,342 | 7,323 | 8,665 | 0 | |
| Oslob | 0 | 0 | 0 | 0 | |
| | 0 | 0 | 0 | 0 | |
| Pilar | 10 | 137 | 147 | 0 | |
| | 10 | 137 | 147 | 0 | |
| Pinamungajan | 4,519 | 10,113 | 14,632 | 0 | |
| | 4,519 | 10,113 | 14,632 | 0 | |
| Poro | 0 | 1,019 | 1,019 | 0 | |
| | 0 | 1,019 | 1,019 | 0 | |
| Ronda | 855 | 2,603 | 3,458 | 0 | |

| REGION PROVINCE CITY/ MUNICIPALITY BARANGAY | NO. OF DAMAGED HOUSES | | | AMOUNT (PHP) | REMARKS |
|---|-----------------------|--------------|--------------|--------------|---------|
| | TOTALLY | PARTIALLY | GRAND TOTAL | | |
| | 855 | 2,603 | 3,458 | 0 | |
| Samboan | 65 | 1,839 | 1,904 | 0 | |
| | 65 | 1,839 | 1,904 | 0 | |
| San Fernando | 0 | 0 | 0 | 0 | |
| | 0 | 0 | 0 | 0 | |
| San Francisco | 299 | 5,348 | 5,647 | 0 | |
| | 299 | 5,348 | 5,647 | 0 | |
| San Remigio | 0 | 0 | 0 | 0 | |
| | 0 | 0 | 0 | 0 | |
| Santa Fe | 0 | 0 | 0 | 0 | |
| | 0 | 0 | 0 | 0 | |
| Santander | 66 | 658 | 724 | 0 | |
| | 66 | 658 | 724 | 0 | |
| Sibonga | 2,423 | 8,665 | 11,088 | 0 | |
| | 2,423 | 8,665 | 11,088 | 0 | |
| Sogod | 0 | 0 | 0 | 0 | |
| | 0 | 0 | 0 | 0 | |
| Tabogon | 0 | 0 | 0 | 0 | |
| | 0 | 0 | 0 | 0 | |
| Tabuelan | 5 | 64 | 69 | 0 | |
| | 5 | 64 | 69 | 0 | |
| Toledo | 3,493 | 15,645 | 19,138 | 0 | |
| | 3,493 | 15,645 | 19,138 | 0 | |
| Tuburan | 282 | 3,987 | 4,269 | 0 | |
| | 282 | 3,987 | 4,269 | 0 | |
| Tudela | 0 | 0 | 0 | 0 | |
| | 0 | 0 | 0 | 0 | |
| SIQUIJOR | 47 | 1,073 | 1,120 | 0 | |
| Enrique Villanueva | 2 | 99 | 101 | 0 | |
| | 2 | 99 | 101 | 0 | |
| Larena | 0 | 0 | 0 | 0 | |
| | 0 | 0 | 0 | 0 | |
| Lazi | 17 | 0 | 17 | 0 | |
| | 17 | 0 | 17 | 0 | |

| REGION PROVINCE CITY/ MUNICIPALITY BARANGAY | NO. OF DAMAGED HOUSES | | | AMOUNT (PHP) | REMARKS |
|---|-----------------------|---------------|----------------|--------------|---------|
| | TOTALLY | PARTIALLY | GRAND TOTAL | | |
| Maria | 2 | 42 | 44 | 0 | |
| | 2 | 42 | 44 | 0 | |
| San Juan | 21 | 840 | 861 | 0 | |
| | 21 | 840 | 861 | 0 | |
| Siquijor | 5 | 92 | 97 | 0 | |
| | 5 | 92 | 97 | 0 | |
| NEGROS ORIENTAL | 43,063 | 88,843 | 131,906 | 0 | |
| Amlan (Ayuquitan) | 104 | 1,951 | 2,055 | 0 | |
| | 104 | 1,951 | 2,055 | 0 | |
| Ayungon | 1,371 | 4,536 | 5,907 | 0 | |
| | 1,371 | 4,536 | 5,907 | 0 | |
| Bacong | 58 | 692 | 750 | 0 | |
| | 58 | 692 | 750 | 0 | |
| Bais | 1,014 | 1,570 | 2,584 | 0 | |
| | 1,014 | 1,570 | 2,584 | 0 | |
| Basay | 510 | 6,546 | 7,056 | 0 | |
| | 510 | 6,546 | 7,056 | 0 | |
| Bayawan (Tulong) | 1,109 | 4,619 | 5,728 | 0 | |
| | 1,109 | 4,619 | 5,728 | 0 | |
| Bindoy (Payabon) | 1,394 | 7,088 | 8,482 | 0 | |
| | 1,394 | 7,088 | 8,482 | 0 | |
| Canlaon | 1,212 | 5,684 | 6,896 | 0 | |
| | 1,212 | 5,684 | 6,896 | 0 | |
| Dauin | 167 | 144 | 311 | 0 | |
| | 167 | 144 | 311 | 0 | |
| Dumaguete | 60 | 764 | 824 | 0 | |
| | 60 | 764 | 824 | 0 | |
| Guihulngan | 1,788 | 6,614 | 8,402 | 0 | |
| | 1,788 | 6,614 | 8,402 | 0 | |
| Jimalalud | 1,659 | 2,961 | 4,620 | 0 | |
| | 1,659 | 2,961 | 4,620 | 0 | |
| La Libertad | 2,109 | 5,246 | 7,355 | 0 | |
| | 2,109 | 5,246 | 7,355 | 0 | |
| Mabinay | 13,389 | 13,389 | 26,778 | 0 | |

| REGION PROVINCE CITY/ MUNICIPALITY BARANGAY | NO. OF DAMAGED HOUSES | | | AMOUNT (PHP) | REMARKS |
|---|-----------------------|----------------|----------------|--------------|---------|
| | TOTALLY | PARTIALLY | GRAND TOTAL | | |
| | 13,389 | 13,389 | 26,778 | 0 | |
| Manjuyod | 2,219 | 8,448 | 10,667 | 0 | |
| | 2,219 | 8,448 | 10,667 | 0 | |
| Pamplona | 1,266 | 1,591 | 2,857 | 0 | |
| | 1,266 | 1,591 | 2,857 | 0 | |
| San Jose | 1,765 | 1,803 | 3,568 | 0 | |
| | 1,765 | 1,803 | 3,568 | 0 | |
| Santa Catalina | 287 | 2,969 | 3,256 | 0 | |
| | 287 | 2,969 | 3,256 | 0 | |
| Siaton | 3,000 | 407 | 3,407 | 0 | |
| | 3,000 | 407 | 3,407 | 0 | |
| Sibulan | 163 | 1,108 | 1,271 | 0 | |
| | 163 | 1,108 | 1,271 | 0 | |
| Tanjay | 6,723 | 2,562 | 9,285 | 0 | |
| | 6,723 | 2,562 | 9,285 | 0 | |
| Tayasan | 852 | 3,619 | 4,471 | 0 | |
| | 852 | 3,619 | 4,471 | 0 | |
| Valencia (Luzurriaga) | 9 | 347 | 356 | 0 | |
| | 9 | 347 | 356 | 0 | |
| Vallehermoso | 770 | 3,853 | 4,623 | 0 | |
| | 770 | 3,853 | 4,623 | 0 | |
| Zamboanguita | 65 | 332 | 397 | 0 | |
| | 65 | 332 | 397 | 0 | |
| REGION 8 | 56,497 | 119,228 | 175,725 | 0 | |
| EASTERN SAMAR | 60 | 575 | 635 | 0 | |
| Balangiga | 0 | 99 | 99 | 0 | |
| | 0 | 99 | 99 | 0 | |
| Balangkayan | 11 | 16 | 27 | 0 | |
| | 11 | 16 | 27 | 0 | |
| Giporlos | 23 | 112 | 135 | 0 | |
| | 23 | 112 | 135 | 0 | |
| Guiuan | 0 | 7 | 7 | 0 | |
| | 0 | 7 | 7 | 0 | |
| Hernani | 22 | 221 | 243 | 0 | |

| REGION PROVINCE CITY/ MUNICIPALITY BARANGAY | NO. OF DAMAGED HOUSES | | | AMOUNT (PHP) | REMARKS |
|---|-----------------------|---------------|---------------|--------------|---------|
| | TOTALLY | PARTIALLY | GRAND TOTAL | | |
| | 22 | 221 | 243 | 0 | |
| Sulat | 4 | 120 | 124 | 0 | |
| | 4 | 120 | 124 | 0 | |
| LEYTE | 16,785 | 64,132 | 80,917 | 0 | |
| Alangalang | 2 | 44 | 46 | 0 | |
| | 2 | 44 | 46 | 0 | |
| Palo | 10 | 358 | 368 | 0 | |
| | 10 | 358 | 368 | 0 | |
| Santa Fe | 1 | 230 | 231 | 0 | |
| | 1 | 230 | 231 | 0 | |
| Dulag | 174 | 199 | 373 | 0 | |
| | 174 | 199 | 373 | 0 | |
| MacArthur | 8 | 0 | 8 | 0 | |
| | 8 | 0 | 8 | 0 | |
| Mayorga | 22 | 1,752 | 1,774 | 0 | |
| | 22 | 1,752 | 1,774 | 0 | |
| Leyte | 2 | 174 | 176 | 0 | |
| | 2 | 174 | 176 | 0 | |
| Ormoc | 39 | 388 | 427 | 0 | |
| | 39 | 388 | 427 | 0 | |
| Abuyog | 436 | 9,048 | 9,484 | 0 | |
| | 436 | 9,048 | 9,484 | 0 | |
| Bato | 6,561 | 3,849 | 10,410 | 0 | |
| | 6,561 | 3,849 | 10,410 | 0 | |
| Baybay | 701 | 14,123 | 14,824 | 0 | |
| | 701 | 14,123 | 14,824 | 0 | |
| Hilongos | 5,094 | 11,317 | 16,411 | 0 | |
| | 5,094 | 11,317 | 16,411 | 0 | |
| Hindang | 959 | 4,000 | 4,959 | 0 | |
| | 959 | 4,000 | 4,959 | 0 | |
| Inopacan | 513 | 4,395 | 4,908 | 0 | |
| | 513 | 4,395 | 4,908 | 0 | |
| Javier (Bugho) | 71 | 3,405 | 3,476 | 0 | |
| | 71 | 3,405 | 3,476 | 0 | |

| REGION PROVINCE CITY/ MUNICIPALITY BARANGAY | NO. OF DAMAGED HOUSES | | | AMOUNT (PHP) | REMARKS |
|---|-----------------------|---------------|---------------|--------------|---------|
| | TOTALLY | PARTIALLY | GRAND TOTAL | | |
| Mahaplag | 564 | 4,743 | 5,307 | 0 | |
| | 564 | 4,743 | 5,307 | 0 | |
| Matalom | 1,628 | 6,107 | 7,735 | 0 | |
| | 1,628 | 6,107 | 7,735 | 0 | |
| SOUTHERN LEYTE | 39,652 | 54,521 | 94,173 | 0 | |
| Anahawan | 391 | 1,288 | 1,679 | 0 | |
| | 391 | 1,288 | 1,679 | 0 | |
| Bontoc | 2,111 | 5,030 | 7,141 | 0 | |
| | 2,111 | 5,030 | 7,141 | 0 | |
| Hinunangan | 822 | 3,189 | 4,011 | 0 | |
| | 822 | 3,189 | 4,011 | 0 | |
| Hinundayan | 531 | 2,396 | 2,927 | 0 | |
| | 531 | 2,396 | 2,927 | 0 | |
| Libagon | 894 | 1,821 | 2,715 | 0 | |
| | 894 | 1,821 | 2,715 | 0 | |
| Liloan | 2,169 | 3,699 | 5,868 | 0 | |
| | 2,169 | 3,699 | 5,868 | 0 | |
| Limasawa | 1,384 | 223 | 1,607 | 0 | |
| | 1,384 | 223 | 1,607 | 0 | |
| Maasin | 9,711 | 12,817 | 22,528 | 0 | |
| | 9,711 | 12,817 | 22,528 | 0 | |
| Macrohon | 1,030 | 5,261 | 6,291 | 0 | |
| | 1,030 | 5,261 | 6,291 | 0 | |
| Malitbog | 4,869 | 244 | 5,113 | 0 | |
| | 4,869 | 244 | 5,113 | 0 | |
| Padre Burgos | 1,206 | 1,588 | 2,794 | 0 | |
| | 1,206 | 1,588 | 2,794 | 0 | |
| Pintuyan | 1,263 | 1,097 | 2,360 | 0 | |
| | 1,263 | 1,097 | 2,360 | 0 | |
| Saint Bernard | 887 | 1,575 | 2,462 | 0 | |
| | 887 | 1,575 | 2,462 | 0 | |
| San Francisco | 1,893 | 1,704 | 3,597 | 0 | |
| | 1,893 | 1,704 | 3,597 | 0 | |
| San Juan (Cabalian) | 2,102 | 1,685 | 3,787 | 0 | |

| REGION PROVINCE CITY/ MUNICIPALITY BARANGAY | NO. OF DAMAGED HOUSES | | | AMOUNT (PHP) | REMARKS |
|---|-----------------------|--------------|--------------|-------------------|------------------------|
| | TOTALLY | PARTIALLY | GRAND TOTAL | | |
| | 2,102 | 1,685 | 3,787 | 0 | |
| San Ricardo | 1,778 | 684 | 2,462 | 0 | |
| | 1,778 | 684 | 2,462 | 0 | |
| Silago | 206 | 1,971 | 2,177 | 0 | |
| | 206 | 1,971 | 2,177 | 0 | |
| Sogod | 3,201 | 7,136 | 10,337 | 0 | |
| | 3,201 | 7,136 | 10,337 | 0 | |
| Tomas Oppus | 3,204 | 1,113 | 4,317 | 0 | |
| | 3,204 | 1,113 | 4,317 | 0 | |
| REGION 9 | 136 | 103 | 239 | 0 | |
| ZAMBOANGA DEL NORTE | 1 | 23 | 24 | 0 | |
| Dipolog | 0 | 10 | 10 | 0 | |
| Olingan | 0 | 10 | 10 | 0 | Damages by large waves |
| Jose Dalman (Ponot) | 0 | 3 | 3 | 0 | |
| Siparok | 0 | 3 | 3 | 0 | |
| Dapitan | 1 | 10 | 11 | 0 | |
| Owaon | 1 | 2 | 3 | 0 | Hit by uprooted trees |
| San Pedro | 0 | 2 | 2 | 0 | Due to Strong winds |
| Bagting | 0 | 1 | 1 | 0 | |
| Sinonoc | 0 | 2 | 2 | 0 | |
| Ba-ao | 0 | 2 | 2 | 0 | |
| St. Niño | 0 | 1 | 1 | 0 | Due to landslide |
| ZAMBOANGA DEL SUR | 135 | 80 | 215 | 0 | |
| Zamboanga City | 135 | 80 | 215 | 0 | |
| | 135 | 80 | 215 | 0 | Damaged by big waves |
| REGION 10 | 772 | 5,978 | 6,750 | 30,249,018 | |
| MISAMIS ORIENTAL | 370 | 2,680 | 3,050 | 5,642,218 | |
| Tagoloan | 119 | 24 | 143 | 0 | |
| | 119 | 24 | 143 | 0 | |
| Gingoog | 39 | 684 | 723 | 0 | |
| | 39 | 684 | 723 | 0 | |
| Jasaan | 50 | 262 | 312 | 0 | |
| | 50 | 262 | 312 | 0 | |
| Lagonglong | 16 | 93 | 109 | 0 | |

| REGION PROVINCE CITY/ MUNICIPALITY BARANGAY | NO. OF DAMAGED HOUSES | | | AMOUNT (PHP) | REMARKS |
|---|-----------------------|------------|-------------|-------------------|---------|
| | TOTALLY | PARTIALLY | GRAND TOTAL | | |
| | 16 | 93 | 109 | 0 | |
| Libertad | 0 | 7 | 7 | 0 | |
| | 0 | 7 | 7 | 0 | |
| Magsaysay (Linugos) | 10 | 35 | 45 | 0 | |
| | 10 | 35 | 45 | 0 | |
| Salay | 27 | 292 | 319 | 0 | |
| | 27 | 292 | 319 | 0 | |
| Sugbongcogon | 1 | 103 | 104 | 0 | |
| | 1 | 103 | 104 | 0 | |
| Villanueva | 0 | 3 | 3 | 0 | |
| | 0 | 3 | 3 | 0 | |
| Balingasag | 13 | 49 | 62 | 0 | |
| | 13 | 49 | 62 | 0 | |
| Talisayan | 27 | 589 | 616 | 1,362,330 | |
| | 27 | 589 | 616 | 1,362,330 | |
| Cagayan de Oro | 67 | 503 | 570 | 2,941,888 | |
| | 67 | 503 | 570 | 2,941,888 | |
| El Salvador | 1 | 36 | 37 | 1,338,000 | |
| | 1 | 36 | 37 | 1,338,000 | |
| BUKIDNON | 97 | 234 | 331 | 22,884,300 | |
| Valencia | 24 | 40 | 64 | 1,646,500 | |
| | 24 | 40 | 64 | 1,646,500 | |
| Cabanglasan | 0 | 5 | 5 | 0 | |
| | 0 | 5 | 5 | 0 | |
| San Fernando | 2 | 14 | 16 | 74,000 | |
| | 2 | 14 | 16 | 74,000 | |
| Malitbog | 59 | 80 | 139 | 20,915,300 | |
| | 59 | 80 | 139 | 20,915,300 | |
| Libona | 6 | 85 | 91 | 248,500 | |
| | 6 | 85 | 91 | 248,500 | |
| Manolo Fortich | 2 | 0 | 2 | 0 | |
| | 2 | 0 | 2 | 0 | |
| Impasugong | 4 | 7 | 11 | 0 | |
| | 4 | 7 | 11 | 0 | |

| REGION PROVINCE CITY/ MUNICIPALITY BARANGAY | NO. OF DAMAGED HOUSES | | | AMOUNT (PHP) | REMARKS |
|---|-----------------------|-----------|-------------|--------------|---------------------------------------|
| | TOTALLY | PARTIALLY | GRAND TOTAL | | |
| Sumilao | 0 | 3 | 3 | 0 | |
| | 0 | 3 | 3 | 0 | |
| CAMIGUIN | 282 | 2,999 | 3,281 | 0 | |
| No breakdown | 282 | 2,999 | 3,281 | 0 | |
| | 282 | 2,999 | 3,281 | 0 | |
| LANAO DEL NORTE | 14 | 41 | 55 | 967,500 | |
| Matungao | 0 | 3 | 3 | 17,500 | |
| | 0 | 3 | 3 | 17,500 | |
| Iligan | 8 | 13 | 21 | 562,000 | |
| | 8 | 13 | 21 | 562,000 | |
| Bacolod | 6 | 9 | 15 | 199,000 | |
| | 6 | 9 | 15 | 199,000 | |
| Maigo | 0 | 6 | 6 | 60,000 | |
| | 0 | 6 | 6 | 60,000 | |
| Kauswagan | 0 | 4 | 4 | 75,000 | |
| | 0 | 4 | 4 | 75,000 | |
| Kolambugan | 0 | 6 | 6 | 54,000 | |
| | 0 | 6 | 6 | 54,000 | |
| MISAMIS OCCIDENTAL | 9 | 24 | 33 | 755,000 | |
| Lopez Jaena | 1 | 8 | 9 | 135,000 | |
| | 1 | 8 | 9 | 135,000 | |
| Aloran | 0 | 4 | 4 | 20,000 | |
| | 0 | 4 | 4 | 20,000 | |
| Oroquieta | 5 | 5 | 10 | 600,000 | |
| | 5 | 5 | 10 | 600,000 | |
| Ozamiz | 3 | 7 | 10 | 0 | |
| | 3 | 7 | 10 | 0 | costs to be determined |
| REGION 11 | 2 | 0 | 2 | 0 | |
| DAVAO CITY | 2 | 0 | 2 | 0 | |
| No breakdown | 2 | 0 | 2 | 0 | |
| Brgy Matina Crossing | 2 | 0 | 2 | 0 | Damaged due to rain-induced landslide |
| REGION 12 | 1 | 0 | 1 | 0 | |
| COTABATO | 1 | 0 | 1 | 0 | |
| Pikit | 1 | 0 | 1 | 0 | |

| REGION PROVINCE CITY/ MUNICIPALITY BARANGAY | NO. OF DAMAGED HOUSES | | | AMOUNT (PHP) | REMARKS |
|---|-----------------------|---------------|----------------|--------------|-------------------------------------|
| | TOTALLY | PARTIALLY | GRAND TOTAL | | |
| Inug-ug | 1 | 0 | 1 | 0 | Houses are made of light materials. |
| CARAGA | 65,750 | 95,592 | 161,342 | 0 | |
| BUTUAN CITY | 27 | 27 | 54 | 0 | |
| Butuan | 27 | 27 | 54 | 0 | |
| | 27 | 27 | 54 | 0 | |
| AGUSAN DEL NORTE | 2,831 | 9,300 | 12,131 | 0 | |
| Buenavista | 10 | 49 | 59 | 0 | |
| | 10 | 49 | 59 | 0 | |
| Cabadbaran | 424 | 2,597 | 3,021 | 0 | |
| | 424 | 2,597 | 3,021 | 0 | |
| Carmen | 3 | 3 | 6 | 0 | |
| Brgy. Pob | 3 | 3 | 6 | 0 | |
| Jabonga | 378 | 2,945 | 3,323 | 0 | |
| | 378 | 2,945 | 3,323 | 0 | |
| Kitcharao | 573 | 3,359 | 3,932 | 0 | |
| | 573 | 3,359 | 3,932 | 0 | |
| Remedios T. Romualdez | 90 | 129 | 219 | 0 | |
| | 90 | 129 | 219 | 0 | |
| Tubay | 1,353 | 218 | 1,571 | 0 | |
| | 1,353 | 218 | 1,571 | 0 | |
| SURIGAO DEL SUR | 198 | 4,330 | 4,528 | 0 | |
| Barobo | 25 | 196 | 221 | 0 | |
| | 25 | 196 | 221 | 0 | |
| Bayabas | 27 | 439 | 466 | 0 | |
| | 27 | 439 | 466 | 0 | |
| Bislig | 1 | 17 | 18 | 0 | |
| | 1 | 17 | 18 | 0 | |
| Cagwait | 8 | 859 | 867 | 0 | |
| | 8 | 859 | 867 | 0 | |
| Carmen | 12 | 753 | 765 | 0 | |
| | 12 | 753 | 765 | 0 | |
| Carrascal | 13 | 18 | 31 | 0 | |
| | 13 | 18 | 31 | 0 | |
| Cortes | 20 | 764 | 784 | 0 | |

| REGION PROVINCE CITY/ MUNICIPALITY BARANGAY | NO. OF DAMAGED HOUSES | | | AMOUNT (PHP) | REMARKS |
|---|-----------------------|---------------|----------------|--------------|---------|
| | TOTALLY | PARTIALLY | GRAND TOTAL | | |
| | 20 | 764 | 784 | 0 | |
| Lianga | 16 | 244 | 260 | 0 | |
| | 16 | 244 | 260 | 0 | |
| Madrid | 23 | 226 | 249 | 0 | |
| | 23 | 226 | 249 | 0 | |
| San Agustin | 12 | 84 | 96 | 0 | |
| | 12 | 84 | 96 | 0 | |
| San Miguel | 1 | 2 | 3 | 0 | |
| | 1 | 2 | 3 | 0 | |
| Tago | 38 | 494 | 532 | 0 | |
| | 38 | 494 | 532 | 0 | |
| Tandag | 2 | 234 | 236 | 0 | |
| | 2 | 234 | 236 | 0 | |
| AGUSAN DEL SUR | 59 | 204 | 263 | 0 | |
| Bayugan | 3 | 8 | 11 | 0 | |
| | 3 | 8 | 11 | 0 | |
| Prosperidad | 22 | 172 | 194 | 0 | |
| | 22 | 172 | 194 | 0 | |
| Sibagat | 31 | 24 | 55 | 0 | |
| | 31 | 24 | 55 | 0 | |
| Trento | 3 | 0 | 3 | 0 | |
| | 3 | 0 | 3 | 0 | |
| SURIGAO DEL NORTE | 46,299 | 67,627 | 113,926 | 0 | |
| Alegria | 490 | 3,081 | 3,571 | 0 | |
| | 490 | 3,081 | 3,571 | 0 | |
| Bacuag | 859 | 2,292 | 3,151 | 0 | |
| | 859 | 2,292 | 3,151 | 0 | |
| Burgos | 902 | 289 | 1,191 | 0 | |
| | 902 | 289 | 1,191 | 0 | |
| Claver | 51 | 1,181 | 1,232 | 0 | |
| | 51 | 1,181 | 1,232 | 0 | |
| General Luna | 3,279 | 3,855 | 7,134 | 0 | |
| | 3,279 | 3,855 | 7,134 | 0 | |
| Gigaquit | 669 | 3,656 | 4,325 | 0 | |

| REGION PROVINCE CITY/ MUNICIPALITY BARANGAY | NO. OF DAMAGED HOUSES | | | AMOUNT (PHP) | REMARKS |
|---|-----------------------|---------------|---------------|--------------|---------|
| | TOTALLY | PARTIALLY | GRAND TOTAL | | |
| | 669 | 3,656 | 4,325 | 0 | |
| Mainit | 1,132 | 4,832 | 5,964 | 0 | |
| | 1,132 | 4,832 | 5,964 | 0 | |
| Malimono | 503 | 2,183 | 2,686 | 0 | |
| | 503 | 2,183 | 2,686 | 0 | |
| Pilar | 2,102 | 839 | 2,941 | 0 | |
| | 2,102 | 839 | 2,941 | 0 | |
| Placer | 1,538 | 4,774 | 6,312 | 0 | |
| | 1,538 | 4,774 | 6,312 | 0 | |
| San Benito | 634 | 834 | 1,468 | 0 | |
| | 634 | 834 | 1,468 | 0 | |
| San Francisco (Anao-Aon) | 1,323 | 2,701 | 4,024 | 0 | |
| | 1,323 | 2,701 | 4,024 | 0 | |
| Santa Monica (Sapao) | 1,610 | 808 | 2,418 | 0 | |
| | 1,610 | 808 | 2,418 | 0 | |
| Sison | 545 | 3,056 | 3,601 | 0 | |
| | 545 | 3,056 | 3,601 | 0 | |
| Socorro | 2,510 | 4,427 | 6,937 | 0 | |
| | 2,510 | 4,427 | 6,937 | 0 | |
| Surigao City | 26,758 | 22,581 | 49,339 | 0 | |
| | 26,758 | 22,581 | 49,339 | 0 | |
| Tagana-an | 1,017 | 4,029 | 5,046 | 0 | |
| | 1,017 | 4,029 | 5,046 | 0 | |
| Tubod | 377 | 2,209 | 2,586 | 0 | |
| | 377 | 2,209 | 2,586 | 0 | |
| DINAGAT ISLANDS | 16,336 | 14,104 | 30,440 | 0 | |
| Basilisa | 2,777 | 3,037 | 5,814 | 0 | |
| | 2,777 | 3,037 | 5,814 | 0 | |
| Cagdianao | 2,328 | 2,432 | 4,760 | 0 | |
| | 2,328 | 2,432 | 4,760 | 0 | |
| Dinagat | 2,383 | 532 | 2,915 | 0 | |
| | 2,383 | 532 | 2,915 | 0 | |
| Loreto | 631 | 1,856 | 2,487 | 0 | |
| | 631 | 1,856 | 2,487 | 0 | |

| REGION PROVINCE CITY/ MUNICIPALITY BARANGAY | NO. OF DAMAGED HOUSES | | | AMOUNT (PHP) | REMARKS |
|---|-----------------------|-----------|-------------|----------------|---------|
| | TOTALLY | PARTIALLY | GRAND TOTAL | | |
| San Jose | 4,711 | 2,433 | 7,144 | 0 | |
| | 4,711 | 2,433 | 7,144 | 0 | |
| Tubajon | 401 | 1,707 | 2,108 | 0 | |
| | 401 | 1,707 | 2,108 | 0 | |
| Libjo | 3,105 | 2,107 | 5,212 | 0 | |
| | 3,105 | 2,107 | 5,212 | 0 | |
| BARMM | 13 | 60 | 73 | 450,000 | |
| LANAO DEL SUR | 13 | 60 | 73 | 450,000 | |
| Bubong | 3 | 55 | 58 | 0 | |
| | 3 | 55 | 58 | 0 | |
| Ditsaan-Ramain | 10 | 5 | 15 | 450,000 | |
| | 10 | 5 | 15 | 450,000 | |

DAMAGE TO AGRICULTURE

| REGION PROVINCE CITY /MUNICIPALITY BARANGAY | | CLASSIFICATION | TYPE | UNIT | QUANTITY | TOTAL COST(PHP) | REMARKS |
|---|------------|---------------------------|----------------------------|-----------------|-----------------------|-------------------------|--|
| GRAND TOTAL | 759 | | | | 1,719,612.7389 | 10,963,193,349 | |
| CALABARZON | 2 | | | | 28,480 | 514,600 | |
| QUEZON | 2 | | | | 28,480 | 514,600 | |
| Sampaloc | 1 | | | | 4,000 | 25,000 | |
| Bayongon | | Fisheries | Aquaculture - Tilapia | Piece or Number | 4,000 | 25,000 | 10x10 fish pen overflowed and damaged by strong wind |
| Calauag | 1 | | | | 24,480 | 489,600 | |
| Villa San Isidro | | Fisheries | Aquaculture - Seaweed Farm | | 24,480 | 489,600 | Washed-out |
| MIMAROPA | 146 | | | | 79,746.19 | 2,258,471,548.2 | |
| PALAWAN | 125 | | | | 78,775 | 2,230,014,350.22 | |
| Aborlan | 11 | | | | 5,857 | 41,305,541.03 | |
| | | Crops | rice | Hectares | 494 | 19,864,800 | |
| | | Infrastructure/ Equipment | irrigation | Piece or Number | 1 | 16,694,991.03 | Ibato Iraan SRIP |
| | | HVC | banana | Hectares | 52 | 494,200 | |
| | | HVC | vegetable | Hectares | 78 | 741,300 | |

| REGION PROVINCE CITY /MUNICIPALITY BARANGAY | | CLASSIFICATION | TYPE | UNIT | QUANTITY | TOTAL COST(PHP) | REMARKS |
|---|----|---------------------------|--|-----------------|----------|-----------------|--|
| | | Livestock | cattle | Piece or Number | 1 | 50,000 | |
| | | Livestock | goat | Piece or Number | 16 | 160,000 | |
| | | Livestock | chicken | Piece or Number | 5,135 | 770,250 | |
| | | Livestock | swine | Piece or Number | 5 | 42,500 | |
| | | Infrastructure/ Equipment | property/equipment for fisheries | Piece or Number | 0 | 500,000 | fish ponds/dikes and other fishery structures |
| | | Fisheries | mudcrab produce and pens | Piece or Number | 1 | 10,000 | |
| | | Infrastructure/ Equipment | property/equipment for fisheries | Piece or Number | 74 | 1,977,500 | Municipal fishing boats and gears |
| El Nido (Bacuit) | 1 | | | | 329 | 3,416,495.24 | |
| | | Crops | rice | Hectares | 329 | 3,416,495.24 | |
| Puerto Princesa | 18 | | | | 57,390 | 196,466,873 | |
| | | Crops | rice | Hectares | 387 | 7,930,800 | |
| | | Livestock | carabao | head | 82 | 2,870,000 | |
| | | Livestock | cattle | head | 177 | 8,850,000 | |
| | | Livestock | horse | head | 11 | 440,000 | |
| | | Livestock | goat | head | 612 | 6,120,000 | |
| | | Poultry | chicken | head/bird | 51,098 | 7,664,700 | |
| | | Livestock | swine | head | 773 | 6,570,500 | |
| | | Poultry | Other poultry | head/bird | 1,574 | 393,500 | |
| | | Livestock | sheep | head | 41 | 492,000 | |
| | | HVC | Fruit Tree- cashew, mango | Hectares | 93 | 5,567,190 | |
| | | HVC | Banana | Hectares | 160 | 9,203,650 | |
| | | HVC | Vegetable | Hectares | 15 | 43,949,570 | |
| | | Crops | corn | Hectares | 3 | 120,000 | |
| | | Fisheries | seaweeds produce and farms | Piece or Number | 199 | 6,994,000 | 199 operators affected |
| | | Fisheries | milkfish, grouper, shrimp, lobster produce, pens and cages | Piece or Number | 18 | 16,729,000 | 18 operators affected |
| | | Fisheries | milkfish, tilapia, crab produce, pens and cages | Piece or Number | 14 | 1,963 | 14 operators affected |
| | | Infrastructure/ Equipment | property/equipment for fisheries | Piece or Number | 2,132 | 69,565,000 | 2132 municipal fishing bancas, 1986 fishing gears, 1986 operators affected |

| REGION PROVINCE CITY /MUNICIPALITY BARANGAY | | CLASSIFICATION | TYPE | UNIT | QUANTITY | TOTAL COST(PHP) | REMARKS |
|---|----|---------------------------|---|-----------------|----------|-----------------|---|
| | | Infrastructure/ Equipment | TOS - Inland Searanching Research Station | Piece or Number | 1 | 3,005,000 | Damaged components of Marine Finfish Broodstock Cage Facility (P 2.18M) and of Multi-Species Marine Fish Hatchery and Support Facilities (P 825K) |
| Roxas | 25 | | | | 7,981 | 451,759,674.76 | |
| | | Crops | rice | Hectares | 3,167 | 55,609,904.76 | |
| | | Crops | corn | Hectares | 80 | 3,159,420 | |
| | | Fisheries | milkfish produce and ponds | Piece or Number | 17 | 438,000 | 17 operators affected |
| | | Fisheries | tilapia produce and ponds | Piece or Number | 120 | 30,334,000 | 120 operators affected |
| | | Fisheries | seabass produce and cages | Piece or Number | 6 | 125,000 | 125 operators affected |
| | | Fisheries | panther produce and cages | Piece or Number | 7 | 12,519,000 | 7 operators affected |
| | | Fisheries | lobster produce and cages | Piece or Number | 1 | 300,000 | 1 operator affected |
| | | Fisheries | seaweeds produce and farms | Piece or Number | 132 | 6,870,000 | 132 operators affected |
| | | Fisheries | mudcrab produce and pens | Piece or Number | 4 | 78,000 | 4 operators affected |
| | | Fisheries | sea cucumber produce and pens | Piece or Number | 2 | 50,000 | 2 operators affected |
| | | Fisheries | bangus produce and cages | Piece or Number | 10 | 1,500,000 | 10 operators affected |
| | | Infrastructure/ Equipment | property/equipment for fisheries | Piece or Number | 1,500 | 135,000,000 | municipal bancas, fishing gears, and equipment, 1500 operators affected |
| | | Infrastructure/ Equipment | property/equipment for fisheries | Piece or Number | 50 | 3,855,000 | municipal fishing gears, 50 operators affected |
| | | Infrastructure/ Equipment | property/equipment for fisheries | Piece or Number | 7 | 2,250,000 | municipal fishing equipment and other properties, 7 operators affected |
| | | Fisheries | fish products | Kilogram | 1,442 | 711,000 | losses in post harvest in fish ports/landing and auction markets, 4 local distributors affected |
| | | Infrastructure/ Equipment | property/equipment for fisheries | Piece or Number | 0 | 2,725,000 | pre-processing plant, fish ports/landing, and other properties, 13 local distributors affected |
| | | Infrastructure/ Equipment | agriculture and farm structures | | 0 | 163,600,000 | |

| REGION PROVINCE CITY /MUNICIPALITY BARANGAY | | CLASSIFICATION | TYPE | UNIT | QUANTITY | TOTAL COST(PHP) | REMARKS |
|---|----|---------------------------|----------------------------------|-----------------|----------|-----------------|-------------------------|
| | | HVC | Fruit Tree- cashew, mango | Hectares | 240 | 26,400,000 | |
| | | HVC | Banana | Hectares | 180 | 3,200,000 | |
| | | Livestock | carabao | Piece or Number | 14 | 420,000 | |
| | | Livestock | cattle | Piece or Number | 25 | 1,250,000 | |
| | | Livestock | goat | Piece or Number | 77 | 770,000 | |
| | | Livestock | chicken | Piece or Number | 834 | 125,100 | |
| | | Livestock | other poultry | Piece or Number | 11 | 2,750 | |
| | | Livestock | swine | Piece or Number | 55 | 467,500 | |
| San Vicente | 16 | | | | 1,149 | 43,571,049.52 | |
| | | Crops | rice | Hectares | 1,149 | 12,582,849.52 | |
| New Agutaya | | Livestock | turkey | | 0 | 100,000 | |
| Kemdeng | | Livestock | goat | | 0 | 975,000 | |
| Kemdeng | | Livestock | cattle | | 0 | 50,000 | |
| Kemdeng | | Livestock | swine | | 0 | 40,000 | |
| Kemdeng | | Livestock | chicken | | 0 | 37,200 | |
| Caruray | | Livestock | chicken | | 0 | 415,000 | |
| Poblacion | | Infrastructure/ Equipment | agriculture and farm structures | | 0 | 30,000 | goat house |
| New Agutaya | | Infrastructure/ Equipment | agriculture and farm structures | | 0 | 280,000 | rice milling facilities |
| New Agutaya | | Infrastructure/ Equipment | agriculture and farm structures | | 0 | 60,000 | chicken layering house |
| Kemdeng | | Infrastructure/ Equipment | agriculture and farm structures | | 0 | 60,000 | chicken layering house |
| Kemdeng | | Infrastructure/ Equipment | agriculture and farm structures | | 0 | 70,000 | goat house |
| Alimagan | | Infrastructure/ Equipment | agriculture and farm structures | | 0 | 414,000 | rice milling facilities |
| Caruray | | Infrastructure/ Equipment | agriculture and farm structures | | 0 | 750,000 | chicken layering house |
| | | Fisheries | seaweeds produce and farms | | 0 | 9,266,000 | |
| | | Infrastructure/ Equipment | property/equipment for fisheries | | 0 | 18,441,000 | |
| Taytay | 15 | | | | 3,260 | 405,499,001.43 | |
| | | Crops | corn | Hectares | 93 | 947,670 | |
| | | Fisheries | seaweeds produce and farms | Piece or Number | 1,406 | 103,000,000 | 1406 operators affected |

| REGION PROVINCE CITY /MUNICIPALITY BARANGAY | | CLASSIFICATION | TYPE | UNIT | QUANTITY | TOTAL COST(PHP) | REMARKS |
|---|---|---------------------------|--|-----------------|----------|-----------------|--|
| | | Fisheries | sea cucumber produce and pens | Piece or Number | 208 | 18,700,000 | 208 operators affected |
| | | Fisheries | grouper produce and cages | Piece or Number | 96 | 23,500,000 | 96 operators affected |
| | | Fisheries | tahong produce, farms, shellfish modules | Piece or Number | 418 | 12,500,000 | 418 operators affected |
| | | Infrastructure/ Equipment | property/equipment for fisheries | Piece or Number | 103 | 4,635,000 | municipal bancas and fishing gears, 103 operators affected |
| | | Infrastructure/ Equipment | agriculture and farm structures | | 0 | 133,400,000 | |
| | | Infrastructure/ Equipment | irrigation | Piece or Number | 1 | 350,000 | Talog SIP |
| | | Infrastructure/ Equipment | irrigation | Piece or Number | 1 | 300,000 | Libertad SIP |
| | | Livestock | cattle | head | 1 | 50,000 | |
| | | Livestock | goat | head | 8 | 80,000 | |
| | | Crops | rice | | 447 | 16,136,331.43 | |
| | | HVC | Fruit Tree- cashew, mango | Hectares | 356 | 53,460,000 | |
| | | HVC | Banana | Hectares | 122 | 2,440,000 | |
| | | Infrastructure/ Equipment | property/equipment for fisheries | | 0 | 36,000,000 | Damage to other fishery properties |
| Narra | 4 | | | | 760 | 27,683,548.57 | |
| | | Crops | corn | Hectares | 290 | 5,220,000 | |
| | | Crops | rice | Hectares | 416 | 21,583,548.57 | |
| | | Fisheries | milkfish produce, pens, cages | Piece or Number | 4 | 80,000 | 4 operators affected |
| | | Fisheries | seaweeds produce and farms | Piece or Number | 50 | 800,000 | 50 operators affected |
| Dumaran | 5 | | | | 973 | 899,544,906.67 | |
| | | Infrastructure/ Equipment | property/equipment for fisheries | Piece or Number | 241 | 207,127,000 | municipal bancas and fishing gears, 241 operators affected |
| | | Fisheries | milkfish/siganids produce, pens, cages | Piece or Number | 10 | 2,485,000 | 10 operators affected |
| | | Fisheries | seaweeds produce and farm | Piece or Number | 16 | 407,000 | 16 operators affected |
| | | Infrastructure/ Equipment | agriculture and farm structures | | 0 | 678,700,000 | |
| | | Crops | rice | Hectares | 706 | 10,825,906.67 | |
| Brookes Point | 3 | | | | 111 | 4,826,130 | |

| REGION PROVINCE CITY /MUNICIPALITY BARANGAY | | CLASSIFICATION | TYPE | UNIT | QUANTITY | TOTAL COST(PHP) | REMARKS |
|---|---|---------------------------|----------------------------------|-----------------|----------|-----------------|---|
| | | Infrastructure/ Equipment | agriculture and farm structures | | 0 | 1,000,000 | |
| | | Crops | rice | Hectares | 53 | 3,394,800 | |
| | | Crops | corn | Hectares | 58 | 431,330 | |
| Quezon | 3 | | | | 125 | 5,643,000 | |
| | | Infrastructure/ Equipment | agriculture and farm structures | | 0 | 2,500,000 | |
| | | Fisheries | seaweed produce and farms | Piece or Number | 119 | 2,823,000 | 119 operators affected |
| | | Infrastructure/ Equipment | property/equipment for fisheries | Piece or Number | 6 | 320,000 | municipal bancas and fishing gear, 6 operators affected |
| Cagayancillo | 3 | | | | 55 | 117,120,000 | |
| | | Infrastructure/ Equipment | agriculture and farm structures | | 0 | 52,000,000 | |
| | | Fisheries | seaweeds produce and farms | | 0 | 63,000,000 | |
| | | Infrastructure/ Equipment | property/equipment for fisheries | Piece or Number | 55 | 2,120,000 | 55 operators affected |
| Bataraza | 3 | | | | 54 | 382,000 | |
| | | Fisheries | seaweeds produce and farms | Piece or Number | 52 | 120,000 | 52 operators affected |
| | | Fisheries | milkfish produce, ponds, cages | Piece or Number | 1 | 12,000 | 1 operator affected |
| | | Infrastructure/ Equipment | property/equipment for fisheries | Piece or Number | 1 | 250,000 | Municipal banca, 1 operator affected |
| Cuyo | 2 | | | | 227 | 5,010,000 | |
| | | Fisheries | seaweeds produce and farms | Piece or Number | 200 | 4,500,000 | 200 operators affected |
| | | Infrastructure/ Equipment | property/equipment for fisheries | Piece or Number | 27 | 510,000 | municipal bancas and fishing gears, 27 operators affected |
| Araceli | 6 | | | | 448 | 9,012,530 | |
| | | Crops | rice | Hectares | 252 | 4,474,530 | |
| | | Livestock | cattle | Piece or Number | 3 | 150,000 | |
| | | Livestock | goat | Piece or Number | 12 | 120,000 | |
| | | Livestock | chicken | Piece or Number | 30 | 4,500 | |
| | | Livestock | swine | Piece or Number | 1 | 8,500 | |
| | | Infrastructure/ Equipment | property/equipment for fisheries | Piece or Number | 150 | 4,255,000 | 150 operators affected |
| Linapacan | 1 | | | | 0 | 2,446,600 | |

| REGION PROVINCE CITY /MUNICIPALITY BARANGAY | | CLASSIFICATION | TYPE | UNIT | QUANTITY | TOTAL COST(PHP) | REMARKS |
|---|-----------|---------------------------|----------------------------------|-----------------|---------------|---------------------|--|
| | | HVC | | | 0 | 2,446,600 | |
| Kalayaan | 3 | | | | 32 | 1,000,000 | |
| | | Infrastructure/ Equipment | Poultry House | Piece or Number | 1 | 500,000 | |
| | | Infrastructure/ Equipment | property/equipment for fisheries | Piece or Number | 30 | 250,000 | 30 operators affected |
| | | Infrastructure/ Equipment | property/equipment for fisheries | Piece or Number | 1 | 250,000 | damage to fish ports/landing |
| Agutaya | 2 | | | | 0 | 12,300,000 | |
| | | Fisheries | seaweeds produce and farms | Piece or Number | 0 | 12,100,000 | |
| | | Infrastructure/ Equipment | property/equipment for fisheries | Piece or Number | 0 | 200,000 | municipal bancas and fishing gears |
| Magsaysay | 1 | | | | 0 | 1,109,000 | |
| | | Infrastructure/ Equipment | property/equipment for fisheries | | 0 | 1,109,000 | |
| Rizal (Marcos) | 2 | | | | 9 | 1,093,000 | |
| | | Fisheries | seaweeds produce and farms | | 0 | 637,000 | 48 operators affected |
| | | Infrastructure/ Equipment | property/equipment for fisheries | Piece or Number | 9 | 456,000 | 9 operators affected |
| Coron | 1 | | | | 15 | 825,000 | |
| | | Infrastructure/ Equipment | property/equipment for fisheries | Piece or Number | 15 | 825,000 | municipal bancas and fishing gear, 15 operators affected |
| ORIENTAL MINDORO | 14 | | | | 695.19 | 2,489,997.98 | |
| Naujan | 9 | | | | 580.74 | 1,728,916.67 | |
| | | Crops | rice | Hectares | 579 | 1,253,266.67 | |
| | | HVC | pole sitao | Hectares | 0.17 | 29,750 | 4 farmers affected |
| | | HVC | eggplant | Hectares | 0.56 | 86,240 | 6 farmers affected |
| | | HVC | okra | Hectares | 0.38 | 182,400 | 5 farmers affected |
| | | HVC | squash | Hectares | 0.13 | 2,010 | 2 farmers affected |
| | | HVC | tomato | Hectares | 0.1 | 37,500 | 2 farmers affected |
| | | HVC | ampalaya | Hectares | 0.2 | 112,000 | 2 farmers affected |
| | | HVC | upo | Hectares | 0.1 | 15,750 | 1 farmer affected |
| | | HVC | pechay | Hectares | 0.1 | 10,000 | 2 farmers affected |
| Pinamalayan | 3 | | | | 111.45 | 621,081.31 | |
| | | Crops | rice | Hectares | 42 | 87,315.56 | |

| REGION PROVINCE CITY /MUNICIPALITY BARANGAY | | CLASSIFICATION | TYPE | UNIT | QUANTITY | TOTAL COST(PHP) | REMARKS |
|---|----------|---------------------------|----------------------------------|-----------------|------------|-------------------|---|
| | | Infrastructure/ Equipment | property/equipment for fisheries | Piece or Number | 1 | 33,000 | municipal banca, fishing gear, and equipment; 1 operator affected |
| | | Crops | rice | Hectares | 68.45 | 500,765.75 | 37 farmers affected |
| Baco | 1 | | | | 1 | 40,000 | |
| San Andres | | Infrastructure/ Equipment | property/equipment for fisheries | Piece or Number | 1 | 40,000 | municipal banca, fishing gear, and equipment; 1 operator affected |
| Roxas | 1 | | | | 2 | 100,000 | |
| Dangay | | Infrastructure/ Equipment | property/equipment for fisheries | Piece or Number | 2 | 100,000 | 2 municipal bancas, fishing gears, equipment; 2 operators affected |
| OCCIDENTAL MINDORO | 7 | | | | 276 | 25,967,200 | |
| San Jose | 3 | | | | 214 | 24,842,000 | |
| | | Fisheries | seaweed produce and farm | Piece or Number | 5 | 95,000 | 5 operators affected |
| | | Infrastructure/ Equipment | pond/dikes and fish cages | Piece or Number | 84 | 6,530,000 | 84 operators affected |
| | | Infrastructure/ Equipment | property/equipment for fisheries | Piece or Number | 125 | 18,217,000 | municipal and commercial bancas, fishing gears, and equipment, 125 operators affected |
| Sabluyan | 2 | | | | 61 | 1,030,200 | |
| | | Infrastructure/ Equipment | irrigation | Piece or Number | 1 | 120,000 | Amnay RIS (Patrick Area) |
| | | Crops | corn | Hectares | 60 | 910,200 | |
| Santa Cruz | 1 | | | | 1 | 80,000 | |
| | | Infrastructure/ Equipment | irrigation | Piece or Number | 1 | 80,000 | Pagbahan RIS |
| Magsaysay | 1 | | | | 0 | 15,000 | |
| | | Fisheries | seaweed produce and farm | Piece or Number | 0 | 15,000 | 5 operators affected |
| REGION 5 | 4 | | | | 185 | 1,017,475 | |
| ALBAY | 1 | | | | 125 | 640,500 | |
| No breakdown | 1 | | | | 125 | 640,500 | |
| | | Fisheries | | fisherfolks | 125 | 640,500 | |
| CAMARINES SUR | 1 | | | | 16 | 211,300 | |
| No breakdown | 1 | | | | 16 | 211,300 | |
| | | Fisheries | | fisherfolks | 16 | 211,300 | |
| MASBATE | 1 | | | | 1 | 20,000 | |
| No breakdown | 1 | | | | 1 | 20,000 | |
| | | Fisheries | | fisherfolks | 1 | 20,000 | |

| REGION PROVINCE CITY /MUNICIPALITY BARANGAY | | CLASSIFICATION | TYPE | UNIT | QUANTITY | TOTAL COST(PHP) | REMARKS |
|---|-----|----------------|------|-----------------|-------------|-----------------|---------|
| SORSOGON | 1 | | | | 43 | 145,675 | |
| No breakdown | 1 | | | | 43 | 145,675 | |
| | | Fisheries | | fisherfolks | 43 | 145,675 | |
| REGION 6 | 343 | | | | 1,569,712.3 | 4,808,645,639.7 | |
| AKLAN | 10 | | | | 1,049.62 | 10,230,255.29 | |
| Altavas | 2 | | | | 43.75 | 2,313,010 | |
| | | Crops | rice | Hectares | 14.25 | 53,010 | |
| | | HVC | | Hectares | 29.5 | 2,260,000 | |
| Lezo | 1 | | | | 170 | 1,651,200 | |
| | | Crops | rice | Hectares | 170 | 1,651,200 | |
| Malinao | 1 | | | | 134.76 | 538,107.06 | |
| | | Crops | rice | Hectares | 134.76 | 538,107.06 | |
| New Washington | 1 | | | | 54.55 | 2,443,840 | |
| | | Crops | rice | Hectares | 54.55 | 2,443,840 | |
| Batan | 1 | | | | 393.5 | 1,810,416.67 | |
| | | Crops | rice | Hectares | 393.5 | 1,810,416.67 | |
| Libacao | 1 | | | | 56.14 | 575,909.54 | |
| | | Crops | rice | Hectares | 56.14 | 575,909.54 | |
| Madalag | 2 | | | | 181.69 | 412,029.82 | |
| | | Crops | rice | Hectares | 19.69 | 100,029.82 | |
| | | Livestock | | Piece or Number | 162 | 312,000 | |
| Malay | 1 | | | | 15.23 | 485,742.2 | |
| | | Crops | rice | Hectares | 15.23 | 485,742.2 | |
| ANTIQUE | 50 | | | | 4,850.31 | 147,717,081.48 | |
| Barbaza | 3 | | | | 142.25 | 4,769,459.75 | |
| | | Crops | rice | Hectares | 59.8 | 1,060,566 | |
| | | HVC | | Hectares | 28 | 2,349,500 | |
| | | Crops | corn | Hectares | 54.45 | 1,359,393.75 | |
| San Remigio | 3 | | | | 794.16 | 8,201,949.71 | |
| | | Crops | rice | Hectares | 432.13 | 7,693,673 | |
| | | Livestock | | Piece or Number | 342 | 239,005 | |
| | | Crops | corn | Hectares | 20.03 | 269,271.71 | |
| Valderrama | 2 | | | | 79.75 | 2,552,387.89 | |
| | | Crops | rice | Hectares | 71.83 | 1,661,387.89 | |
| | | HVC | | Hectares | 7.92 | 891,000 | |

| REGION PROVINCE CITY /MUNICIPALITY BARANGAY | | CLASSIFICATION | TYPE | UNIT | QUANTITY | TOTAL COST(PHP) | REMARKS |
|---|---|----------------|----------|-----------------|----------|-----------------|---------|
| Tibiao | 3 | | | | 198 | 3,891,410 | |
| | | Crops | rice | Hectares | 151 | 3,321,210 | |
| | | Crops | corn | Hectares | 4 | 104,000 | |
| | | Fisheries | banca | Piece or Number | 43 | 466,200 | |
| Belison | 2 | | | | 71.26 | 1,245,763.5 | |
| | | Crops | rice | Hectares | 63.76 | 1,101,763.5 | |
| | | Crops | corn | Hectares | 7.5 | 144,000 | |
| Sebaste | 4 | | | | 119.85 | 9,190,639.49 | |
| | | Crops | rice | Hectares | 100.7 | 1,168,139.49 | |
| | | HVC | | Hectares | 6.15 | 7,975,000 | |
| | | Livestock | | Piece or Number | 11 | 7,500 | |
| | | Fisheries | banca | Piece or Number | 2 | 40,000 | |
| Patnongon | 3 | | | | 151.53 | 1,927,293 | |
| | | Crops | rice | Hectares | 104.78 | 1,868,568 | |
| | | Crops | corn | Hectares | 3.75 | 15,725 | |
| | | Fisheries | banca | Piece or Number | 43 | 43,000 | |
| San Jose de Buenavista | 3 | | | | 439.2 | 23,553,780 | |
| | | Crops | rice | Hectares | 244.2 | 9,974,880 | |
| | | Crops | corn | Hectares | 9 | 356,400 | |
| | | Fisheries | banca | Piece or Number | 186 | 13,222,500 | |
| Culasi | 4 | | | | 195.58 | 9,050,468 | |
| | | Crops | rice | Hectares | 112.58 | 2,983,428 | |
| | | Crops | corn | Hectares | 4 | 215,040 | |
| | | Fisheries | banca | Piece or Number | 79 | 1,925,000 | |
| | | Fisheries | seaweeds | | 0 | 3,927,000 | |
| Sibalom | 2 | | | | 1,002 | 12,299,450 | |
| | | Crops | rice | Hectares | 595 | 11,420,500 | |
| | | Livestock | | Piece or Number | 407 | 878,950 | |
| Pandan | 4 | | | | 55.56 | 921,741.71 | |
| | | Crops | rice | Hectares | 7.21 | 146,241.71 | |
| | | HVC | | Hectares | 8.95 | 469,500 | |
| | | Fisheries | banca | Piece or Number | 39 | 183,000 | |
| | | Fisheries | seaweeds | Kilogram | 0.4 | 123,000 | |
| Laua-an | 3 | | | | 161.74 | 3,175,661 | |
| | | Crops | rice | Hectares | 62.74 | 1,640,661 | |

| REGION PROVINCE CITY /MUNICIPALITY BARANGAY | | CLASSIFICATION | TYPE | UNIT | QUANTITY | TOTAL COST(PHP) | REMARKS |
|---|-----------|---------------------------|----------------------|-----------------|------------------|-----------------------|---------|
| | | Crops | corn | Hectares | 42 | 525,000 | |
| | | Fisheries | banca | Piece or Number | 57 | 1,010,000 | |
| Anini-y | 2 | | | | 327.75 | 5,709,956.57 | |
| | | Crops | rice | Hectares | 31.75 | 597,956.57 | |
| | | Fisheries | banca | Piece or Number | 296 | 5,112,000 | |
| Tobias Fornier (Dao) | 5 | | | | 198.26 | 3,772,480 | |
| | | Crops | rice | Hectares | 98.2 | 2,687,480 | |
| | | Fisheries | tilapia | Kilogram | 0.06 | 6,000 | |
| | | Fisheries | banca | Piece or Number | 100 | 969,000 | |
| | | Infrastructure/ Equipment | Housing of Rice Mill | | 0 | 50,000 | |
| | | Infrastructure/ Equipment | Pinawa Rice Mill | | 0 | 60,000 | |
| Bugasong | 2 | | | | 256.5 | 3,354,400 | |
| | | Crops | rice | Hectares | 220.5 | 2,343,900 | |
| | | Fisheries | banca | Piece or Number | 36 | 1,010,500 | |
| Caluya | 1 | | | | 0 | 32,237,100 | |
| | | Fisheries | seaweeds | | 0 | 32,237,100 | |
| Hamtic | 3 | | | | 613.92 | 21,608,140.86 | |
| | | Crops | rice | Hectares | 488.71 | 20,091,812 | |
| | | Fisheries | banca | Piece or Number | 118 | 1,308,000 | |
| | | Crops | corn | | 7.21 | 208,328.86 | |
| Libertad | 1 | | | | 43 | 255,000 | |
| | | Fisheries | banca | Piece or Number | 43 | 255,000 | |
| CAPIZ | 22 | | | | 11,001.79 | 157,435,353.01 | |
| Sigma | 1 | | | | 2,699 | 21,667,080 | |
| | | Crops | rice | Hectares | 2,699 | 21,667,080 | |
| Panitan | 2 | | | | 756.9 | 12,396,576 | |
| | | Crops | rice | Hectares | 735.9 | 12,245,376 | |
| | | Crops | corn | Hectares | 21 | 151,200 | |
| Ivisan | 3 | | | | 343.54 | 4,513,402 | |
| | | Crops | rice | Hectares | 52.54 | 1,103,340 | |
| | | Fisheries | mussel | | 0 | 2,811,062 | |
| | | Fisheries | banca | Piece or Number | 291 | 599,000 | |
| Dao | 1 | | | | 2,243 | 3,858,600 | |
| | | Crops | rice | Hectares | 2,243 | 3,858,600 | |
| Pontevedra | 3 | | | | 649.75 | 5,301,300 | |

| REGION PROVINCE CITY /MUNICIPALITY BARANGAY | | CLASSIFICATION | TYPE | UNIT | QUANTITY | TOTAL COST(PHP) | REMARKS |
|---|-----------|---------------------------|-----------------------------|-----------------|-----------------|----------------------|---------|
| | | Crops | rice | Hectares | 635.25 | 4,075,500 | |
| | | Fisheries | | Hectares | 8.5 | 1,192,000 | |
| | | Fisheries | fishing gears | Piece or Number | 6 | 33,800 | |
| Roxas City | 1 | | | | 294 | 819,000 | |
| | | Crops | rice | Hectares | 294 | 819,000 | |
| Dumalag | 1 | | | | 711 | 27,835,650 | |
| | | Crops | rice | Hectares | 711 | 27,835,650 | |
| Jamindan | 1 | | | | 965.4 | 37,071,360 | |
| | | Crops | rice | Hectares | 965.4 | 37,071,360 | |
| Pilar | 1 | | | | 215 | 4,515,000 | |
| | | Crops | rice | Hectares | 215 | 4,515,000 | |
| Maayon | 1 | | | | 563.5 | 16,599,900 | |
| | | Crops | rice | Hectares | 563.5 | 16,599,900 | |
| Dumarao | 2 | | | | 797.5 | 8,754,750 | |
| | | Crops | rice | Hectares | 358.75 | 6,780,375 | |
| | | Crops | corn | Hectares | 438.75 | 1,974,375 | |
| Cuartero | 1 | | | | 457 | 10,772,047.07 | |
| | | Crops | rice | Hectares | 457 | 10,772,047.07 | |
| Mambusao | 1 | | | | 93.2 | 2,837,757.94 | |
| | | Crops | rice | Hectares | 93.2 | 2,837,757.94 | |
| President Roxas | 1 | | | | 40 | 345,000 | |
| | | Fisheries | fishing gears | Piece or Number | 40 | 345,000 | |
| Sapian | 2 | | | | 173 | 147,930 | |
| | | Fisheries | fishing gears | Piece or Number | 173 | 107,930 | |
| | | Fisheries | fish | | 0 | 40,000 | |
| GUIMARAS | 23 | | | | 5,763.61 | 237,710,259.9 | |
| Jordan | 5 | | | | 833.7 | 5,025,258.67 | |
| | | Infrastructure/ Equipment | | | 0 | 107,000 | |
| | | Livestock and Poultry | | Piece or Number | 756 | 53,700 | |
| | | Fisheries | fishing gears/paraphernalia | Piece or Number | 47 | 491,000 | |
| | | Fisheries | produce | | 0 | 4,170,000 | |
| | | Crops | rice | Hectares | 30.7 | 203,558.67 | |
| San Lorenzo | 4 | | | | 670 | 3,343,500.01 | |
| | | Livestock and Poultry | | Piece or Number | 85 | 67,000 | |

| REGION PROVINCE CITY /MUNICIPALITY BARANGAY | | CLASSIFICATION | TYPE | UNIT | QUANTITY | TOTAL COST(PHP) | REMARKS |
|---|-----------|---------------------------|------------------------------|-----------------|------------------|-----------------------|---------|
| | | Infrastructure/ Equipment | | | 0 | 14,000 | |
| | | Fisheries | fishing gears/paraphernalia | Piece or Number | 585 | 2,152,500 | |
| | | Fisheries | facilities & equipment | | 0 | 1,110,000.01 | |
| Nueva Valencia | 5 | | | | 1,431.1 | 65,346,307.5 | |
| | | Livestock and Poultry | | Piece or Number | 102 | 37,500 | |
| | | Infrastructure/ Equipment | farm structures | | 0 | 220,500 | |
| | | Crops | rice | Hectares | 342.1 | 15,202,207.5 | |
| | | Fisheries | produce | | 0 | 38,238,800 | |
| | | Fisheries | fishing gears/ paraphernalia | Piece or Number | 987 | 11,647,300 | |
| Buenavista | 4 | | | | 1,297.81 | 33,932,773.72 | |
| | | Livestock and Poultry | | Piece or Number | 6 | 126,500 | |
| | | Infrastructure/ Equipment | | | 0 | 92,000 | |
| | | Crops | rice | | 932.81 | 31,004,223.72 | |
| | | Fisheries | fishing gears/ paraphernalia | | 359 | 2,710,050 | |
| Sibunag | 5 | | | | 1,531 | 130,062,420 | |
| | | Infrastructure/ Equipment | | | 0 | 6,500 | |
| | | Crops | rice | Hectares | 1,391 | 21,699,600 | |
| | | Fisheries | produce | | 0 | 103,182,320 | |
| | | Fisheries | fishing gears/ paraphernalia | Piece or Number | 140 | 4,739,900 | |
| | | Fisheries | facilities & equipment | | 0 | 434,100 | |
| ILOILO | 87 | | | | 33,676.73 | 764,682,357.58 | |
| Santa Barbara | 1 | | | | 990.69 | 24,370,974 | |
| | | Crops | rice | Hectares | 990.69 | 24,370,974 | |
| Estancia | 3 | | | | 334.65 | 13,322,551.1 | |
| | | Crops | rice | Hectares | 199.65 | 7,987,671 | |
| | | Crops | corn | Hectares | 135 | 4,084,880.1 | |
| | | Fisheries | produce | | 0 | 1,250,000 | |
| Lemery | 2 | | | | 3,134.1 | 54,429,603.44 | |
| | | Crops | rice | Hectares | 766.6 | 10,862,722 | |
| | | Crops | corn | Hectares | 2,367.5 | 43,566,881.44 | |
| Batad | 2 | | | | 600.31 | 23,511,478.3 | |
| | | Crops | rice | Hectares | 309.01 | 10,140,808.3 | |

| REGION PROVINCE CITY /MUNICIPALITY BARANGAY | | CLASSIFICATION | TYPE | UNIT | QUANTITY | TOTAL COST(PHP) | REMARKS |
|---|---|---------------------------|---------------------------------|-----------------|----------|-----------------|---------|
| | | Crops | corn | Hectares | 291.3 | 13,370,670 | |
| Dingle | 2 | | | | 883.7 | 26,158,930.19 | |
| | | Crops | rice | Hectares | 873.2 | 25,999,427.43 | |
| | | Crops | corn | Hectares | 10.5 | 159,502.76 | |
| Anilao | 3 | | | | 754 | 25,898,277.2 | |
| | | Crops | rice | Hectares | 700 | 15,213,277.2 | |
| | | HVC | | Hectares | 50 | 10,605,000 | |
| | | Fisheries | fishing gears/ paraphernalia | Piece or Number | 4 | 80,000 | |
| San Enrique | 3 | | | | 608.79 | 9,314,577.81 | |
| | | Crops | rice | Hectares | 503.49 | 5,104,871.38 | |
| | | Crops | corn | Hectares | 105.3 | 1,334,706.43 | |
| | | Infrastructure/ Equipment | | | 0 | 2,875,000 | |
| Banate | 4 | | | | 504.28 | 25,598,127.73 | |
| | | Crops | rice | Hectares | 436.5 | 16,908,277.12 | |
| | | Crops | corn | Hectares | 50.78 | 2,151,265.61 | |
| | | HVC | | Hectare | 1 | 116,875 | |
| | | Fisheries | fishing gears/ paraphernalia | Piece or Number | 16 | 6,421,710 | |
| Calinog | 1 | | | | 18.5 | 673,030 | |
| | | Crops | corn | Hectares | 18.5 | 673,030 | |
| Ajuy | 3 | | | | 3,295.69 | 71,535,836 | |
| | | Crops | corn | Hectares | 473.1 | 36,084,150 | |
| | | Crops | rice | Hectares | 2,819.59 | 35,431,686 | |
| | | Fisheries | fishing gears/ paraphernalia | Piece or Number | 3 | 20,000 | |
| Igbaras | 3 | | | | 144.41 | 11,593,480 | |
| | | Crops | corn | Hectares | 4.5 | 45,360 | |
| | | HVC | | Hectares | 37.26 | 8,347,500 | |
| | | Crops | rice | Hectares | 102.65 | 3,200,620 | |
| Barotac Viejo | 2 | | | | 852.22 | 53,850,150.2 | |
| | | Crops | corn | Hectares | 820.22 | 52,010,150.2 | |
| | | Fisheries | fishing gears/ paraphernalia | Piece or Number | 32 | 1,840,000 | |
| Carles | 4 | | | | 403.25 | 31,438,087.5 | |
| | | Crops | rice | Hectares | 392.75 | 8,244,487.5 | |

| REGION PROVINCE CITY /MUNICIPALITY BARANGAY | | CLASSIFICATION | TYPE | UNIT | QUANTITY | TOTAL COST(PHP) | REMARKS |
|---|---|----------------|---------------------------------|-----------------|----------|-----------------|---------|
| | | Crops | corn | Hectares | 5.5 | 102,850 | |
| | | Fisheries | produce | | 0 | 22,115,750 | |
| | | Fisheries | fishing gears/ paraphernalia | Piece or Number | 5 | 975,000 | |
| Concepcion | 5 | | | | 801.43 | 12,661,312.92 | |
| | | Crops | rice | Hectares | 533.05 | 5,728,032.92 | |
| | | Crops | corn | Hectares | 252 | 2,142,000 | |
| | | HVC | | | 9.38 | 1,463,280 | |
| | | Fisheries | | | 0 | 840,000 | |
| | | Fisheries | fishing gears/parapharnalia | | 7 | 2,488,000 | |
| Guimbal | 2 | | | | 33.4 | 1,643,125.84 | |
| | | Crops | corn | Hectares | 8.4 | 68,125.84 | |
| | | Fisheries | fishing gears/ paraphernalia | | 25 | 1,575,000 | |
| Janiuay | 2 | | | | 1,319.45 | 3,432,225 | |
| | | Crops | corn | Hectares | 47.25 | 2,124,150 | |
| | | Crops | rice | | 1,272.2 | 1,308,075 | |
| Lambunao | 2 | | | | 1,516.33 | 37,929,601.81 | |
| | | Crops | corn | Hectares | 34 | 582,892.31 | |
| | | Crops | rice | | 1,482.33 | 37,346,709.5 | |
| Passi | 2 | | | | 1,001.58 | 12,733,749.6 | |
| | | Crops | corn | Hectares | 52.25 | 1,705,440 | |
| | | Crops | rice | | 949.33 | 11,028,309.6 | |
| San Dionisio | 2 | | | | 765.7 | 12,725,441.15 | |
| | | Crops | corn | Hectares | 424.7 | 7,746,004.87 | |
| | | Crops | rice | | 341 | 4,979,436.28 | |
| San Rafael | 3 | | | | 584 | 16,440,099.7 | |
| | | Crops | rice | Hectares | 341 | 4,979,436.28 | |
| | | Crops | corn | Hectares | 121.5 | 5,730,331.71 | |
| | | Crops | corn | | 121.5 | 5,730,331.71 | |
| Sara | 2 | | | | 2,792.05 | 64,924,398.07 | |
| | | Crops | corn | Hectares | 1,174.7 | 24,695,931.88 | |
| | | Crops | rice | | 1,617.35 | 40,228,466.19 | |
| Balasan | 2 | | | | 1,026.75 | 17,226,076.4 | |
| | | Crops | corn | Hectares | 236.1 | 7,869,187.4 | |

| REGION PROVINCE CITY /MUNICIPALITY BARANGAY | | CLASSIFICATION | TYPE | UNIT | QUANTITY | TOTAL COST(PHP) | REMARKS |
|---|---|---------------------------|---------------------------------|-----------------|----------|-----------------|---------|
| | | Crops | rice | | 790.65 | 9,356,889 | |
| Leon | 2 | | | | 370.12 | 19,728,097.26 | |
| | | Crops | rice | Hectares | 321.92 | 8,628,097.26 | |
| | | HVC | | Hectares | 48.2 | 11,100,000 | |
| Maasin | 1 | | | | 239.25 | 7,750,342.5 | |
| | | Crops | rice | Hectares | 239.25 | 7,750,342.5 | |
| Leganes | 1 | | | | 117 | 5,049,064.5 | |
| | | Crops | rice | Hectares | 117 | 5,049,064.5 | |
| Oton | 4 | | | | 1,800.87 | 18,805,403.58 | |
| | | Crops | rice | Hectares | 1,722.25 | 16,893,152.5 | |
| | | HVC | | Hectares | 78.62 | 1,261,251.08 | |
| | | Fisheries | produce | | 0 | 54,000 | |
| | | Infrastructure/ Equipment | | | 0 | 597,000 | |
| Cabatuan | 2 | | | | 161.45 | 19,467,567.5 | |
| | | Crops | rice | Hectares | 155.55 | 6,045,067.5 | |
| | | HVC | | | 5.9 | 13,422,500 | |
| Dueñas | 1 | | | | 1,021.5 | 12,503,160 | |
| | | Crops | rice | Hectares | 1,021.5 | 12,503,160 | |
| San Miguel | 1 | | | | 259.1 | 14,374,816.25 | |
| | | Crops | rice | Hectares | 259.1 | 14,374,816.25 | |
| Badiangan | 1 | | | | 924.98 | 15,303,334.8 | |
| | | Crops | rice | Hectares | 924.98 | 15,303,334.8 | |
| Dumangas | 1 | | | | 14.1 | 4,558,950 | |
| | | HVC | | Hectares | 14.1 | 4,558,950 | |
| Zarraga | 2 | | | | 761.75 | 16,604,505 | |
| | | Crops | rice | Hectares | 748.4 | 15,703,380 | |
| | | HVC | | Hectares | 13.35 | 901,125 | |
| Miagao | 3 | | | | 198.5 | 4,173,306.7 | |
| | | Crops | rice | | 115.5 | 2,162,306.7 | |
| | | Crops | corn | | 2 | 15,000 | |
| | | Fisheries | fishing gears/ paraphernalia | Piece or Number | 81 | 1,996,000 | |
| Tubungan | 1 | | | | 323.84 | 3,506,933.33 | |
| | | Crops | rice | | 323.84 | 3,506,933.33 | |
| Bingawan | 2 | | | | 498.25 | 7,402,850 | |

| REGION PROVINCE CITY /MUNICIPALITY BARANGAY | | CLASSIFICATION | TYPE | UNIT | QUANTITY | TOTAL COST(PHP) | REMARKS |
|---|------------|---------------------------|---------------------------------|-----------------|---------------------|-------------------------|---------|
| | | Crops | rice | | 468 | 5,436,600 | |
| | | HVC | | | 30.25 | 1,966,250 | |
| Mina | 1 | | | | 524.26 | 15,541,687.7 | |
| | | Crops | rice | | 524.26 | 15,541,687.7 | |
| Barotac Nuevo | 3 | | | | 3,342.4 | 24,634,158 | |
| | | Crops | rice | | 678.4 | 19,975,158 | |
| | | Fisheries | produce | | 0 | 264,000 | |
| | | Fisheries | fishing gears/ paraphernalia | | 2,664 | 4,395,000 | |
| San Joaquin | 2 | | | | 538.03 | 15,056,884 | |
| | | Crops | rice | | 168.03 | 1,690,884 | |
| | | Fisheries | fishing gears/ paraphernalia | | 370 | 13,366,000 | |
| New Lucena | 1 | | | | 62.55 | 2,519,922.5 | |
| | | Crops | rice | | 62.55 | 2,519,922.5 | |
| Alimodian | 1 | | | | 102 | 3,858,960 | |
| | | Crops | rice | | 102 | 3,858,960 | |
| Pavia | 1 | | | | 45.5 | 231,280 | |
| | | Crops | rice | | 45.5 | 231,280 | |
| Tigbauan | 1 | | | | 6 | 2,200,000 | |
| | | Fisheries | fishing gears/ paraphernalia | | 6 | 2,200,000 | |
| NEGROS OCCIDENTAL | 151 | | | | 1,513,370.24 | 3,490,870,332.44 | |
| Valladolid | 6 | | | | 154,404.95 | 87,175,133.1 | |
| | | Crops | rice | Hectares | 303.89 | 7,810,408.8 | |
| | | Livestock | | Piece or Number | 153,918 | 34,477,474.3 | |
| | | HVC | | | 23.06 | 8,622,250 | |
| | | Fisheries | fishing gears/ paraphernalia | | 110 | 11,000,000 | |
| | | Infrastructure/ Equipment | irrigation | | 50 | 15,000,000 | |
| | | Infrastructure/ Equipment | farm structures | | 0 | 10,265,000 | |
| San Enrique | 4 | | | | 43,400.27 | 16,131,739.04 | |
| | | Crops | rice | Hectares | 59.27 | 1,029,890 | |
| | | Livestock | | Piece or Number | 43,298 | 7,926,849.04 | |
| | | Infrastructure/ Equipment | farm structures | | 0 | 2,875,000 | |
| | | Fisheries | fishing gears/ paraphernalia | | 43 | 4,300,000 | |

| REGION PROVINCE CITY /MUNICIPALITY BARANGAY | | CLASSIFICATION | TYPE | UNIT | QUANTITY | TOTAL COST(PHP) | REMARKS |
|---|---|---------------------------|---------------------------------|-----------------|------------|-----------------|---------|
| Victorias | 3 | | | | 59.1 | 2,020,600 | |
| | | Crops | rice | Hectares | 35.1 | 1,775,600 | |
| | | Fisheries | fishing gears/ paraphernalia | | 24 | 145,000 | |
| | | Infrastructure/ Equipment | farm structures | | 0 | 100,000 | |
| Bago | 6 | | | | 161,350.81 | 194,739,006.39 | |
| | | Crops | rice | Hectares | 2,361.71 | 87,973,359 | |
| | | HVC | | Hectares | 41.1 | 10,301,075 | |
| | | Livestock | | Piece or Number | 158,881 | 35,000,672.39 | |
| | | Infrastructure/ Equipment | irrigation | Piece or Number | 50 | 1,000,000 | |
| | | Fisheries | fishing gears/ paraphernalia | | 17 | 140,900 | |
| | | Infrastructure/ Equipment | farm structures | | 0 | 60,323,000 | |
| Pontevedra | 5 | | | | 163,508 | 76,507,328.8 | |
| | | Crops | rice | Hectares | 357 | 9,780,480 | |
| | | Livestock | | Piece or Number | 163,129 | 52,646,848.8 | |
| | | Infrastructure/ Equipment | | Piece or Number | 5 | 6,150,000 | |
| | | Fisheries | fishing gears/ paraphernalia | | 17 | 1,635,000 | |
| | | Infrastructure/ Equipment | | | 0 | 6,295,000 | |
| Kabankalan | 6 | | | | 87,964.81 | 598,360,542 | |
| | | Crops | rice | Hectares | 5,257 | 223,262,191.5 | |
| | | Infrastructure/ Equipment | farm structures | | 0 | 61,465,000 | |
| | | HVC | | | 575.21 | 257,767,002.5 | |
| | | Livestock | | | 81,025 | 22,248,348 | |
| | | Fisheries | produce | | 1,107.6 | 30,618,000 | |
| | | Fisheries | fishing gears/ paraphernalia | | 0 | 3,000,000 | |
| La Carlota | 3 | | | | 40,347.74 | 28,852,991.58 | |
| | | Crops | rice | Hectares | 103.74 | 3,033,491.58 | |
| | | Livestock | | Piece or Number | 40,244 | 6,507,500 | |
| | | Infrastructure/ Equipment | | | 0 | 19,312,000 | |
| Cadiz | 7 | | | | 48,677.96 | 30,774,639 | |
| | | Crops | rice | Hectares | 21.95 | 722,553 | |
| | | Crops | corn | Hectares | 8.5 | 365,925 | |
| | | HVC | | Hectares | 4.51 | 1,803,661 | |

| REGION PROVINCE CITY /MUNICIPALITY BARANGAY | | CLASSIFICATION | TYPE | UNIT | QUANTITY | TOTAL COST(PHP) | REMARKS |
|---|---|---------------------------|---------------------------------|-----------------|------------|-----------------|---------|
| | | Livestock | | Piece or Number | 48,600 | 7,290,000 | |
| | | Infrastructure/ Equipment | farm structure | | 0 | 20,317,000 | |
| | | Fisheries | produce | | 0 | 100,000 | |
| | | Fisheries | fishing gears/ paraphernalia | | 43 | 175,500 | |
| Ilog | 3 | | | | 1,399.58 | 299,688,950 | |
| | | Crops | rice | Hectares | 309.51 | 6,190,200 | |
| | | Crops | corn | Hectares | 3.5 | 78,750 | |
| | | Fisheries | produce | | 1,086.57 | 293,420,000 | |
| Enrique B. Magalona (Saravia) | 5 | | | | 43,809.21 | 26,260,402.3 | |
| | | Crops | rice | Hectares | 36.21 | 715,902.3 | |
| | | Livestock | | Piece or Number | 43,406 | 7,098,000 | |
| | | Infrastructure/ Equipment | farm structures | | 0 | 14,800,000 | |
| | | Fisheries | produce | | 0 | 1,565,000 | |
| | | Fisheries | fishing gears/ paraphernalia | | 367 | 2,081,500 | |
| Himamaylan | 6 | | | | 211,435.18 | 302,841,776 | |
| | | Crops | rice | Hectares | 1,324.7 | 33,938,980.8 | |
| | | Livestock | | Piece or Number | 209,685 | 36,889,495.2 | |
| | | Infrastructure/ Equipment | irrigation | Piece or Number | 30 | 1,500,000 | |
| | | HVC | | | 288.75 | 166,767,000 | |
| | | Fisheries | produce | | 48.73 | 26,808,800 | |
| | | Fisheries | fishing gears/ paraphernalia | | 58 | 36,937,500 | |
| Isabela | 4 | | | | 5,338.83 | 55,575,094 | |
| | | Crops | rice | Hectares | 870.83 | 26,634,794 | |
| | | Livestock | | Piece or Number | 4,468 | 19,305,300 | |
| | | Infrastructure/ Equipment | irrigation | | 0 | 2,185,000 | |
| | | Infrastructure/ Equipment | farm structures | | 0 | 7,450,000 | |
| Escalante | 2 | | | | 66.47 | 842,424.59 | |
| | | Crops | rice | Hectares | 52.57 | 594,309.59 | |
| | | Crops | corn | Hectares | 13.9 | 248,115 | |
| Hinoba-an (Asia) | 7 | | | | 4,635.74 | 599,351,077.36 | |
| | | Crops | rice | Hectares | 2,345 | 80,935,636.36 | |
| | | Crops | corn | Hectares | 56.5 | 685,950 | |
| | | HVC | | Hectares | 548.84 | 487,396,440 | |

| REGION PROVINCE CITY /MUNICIPALITY BARANGAY | | CLASSIFICATION | TYPE | UNIT | QUANTITY | TOTAL COST(PHP) | REMARKS |
|---|---|---------------------------|---------------------------------|-----------------|-----------|-----------------|---------|
| | | Infrastructure/ Equipment | irrigation | Piece or Number | 714.4 | 18,500,000 | |
| | | Livestock | | | 458 | 10,043,051 | |
| | | Fisheries | fishing gears/ paraphernalia | | 9 | 1,590,000 | |
| | | machineries & equipment | | | 504 | 200,000 | |
| Cauayan | 7 | | | | 26,998.45 | 272,314,125 | |
| | | Crops | rice | Hectares | 483 | 4,650,000 | |
| | | Crops | corn | Hectares | 4.75 | 178,125 | |
| | | Infrastructure/ Equipment | irrigation | Piece or Number | 74.7 | 10,000,000 | |
| | | HVC | | | 583 | 247,900,000 | |
| | | Livestock | | | 25,844 | 8,226,000 | |
| | | Fisheries | produce | | 0 | 1,000,000 | |
| | | Fisheries | fishing gears/ paraphernalia | | 9 | 360,000 | |
| Sipalay | 7 | | | | 2,808.48 | 354,333,537 | |
| | | Crops | rice | Hectares | 1,941.26 | 52,501,120 | |
| | | Crops | corn | Hectares | 5 | 202,500 | |
| | | HVC | | Hectares | 486.29 | 272,177,284 | |
| | | Infrastructure/ Equipment | irrigation | | 275 | 23,000,000 | |
| | | Fisheries | produce | | 2.93 | 3,595,733 | |
| | | Fisheries | fishing gears/paraphernalia | | 95 | 2,656,900 | |
| | | machineries & equipment | | | 3 | 200,000 | |
| Manapla | 3 | | | | 264.81 | 20,154,960 | |
| | | Crops | rice | Hectares | 219.31 | 3,508,960 | |
| | | HVC | | Hectares | 22.5 | 16,200,000 | |
| | | Fisheries | fishing gears/paraphernalia | | 23 | 446,000 | |
| Candoni | 4 | | | | 2,958.62 | 114,037,925 | |
| | | Crops | rice | Hectares | 1,558 | 94,886,000 | |
| | | HVC | | | 155.62 | 12,846,925 | |
| | | Fisheries | produce | | 1,245 | 6,150,000 | |
| | | Infrastructure/ Equipment | farm structures | | 0 | 155,000 | |
| Talisay | 5 | | | | 92,414.52 | 72,548,837.38 | |
| | | HVC | | Hectares | 55.52 | 49,968,000 | |
| | | Livestock | | Piece or Number | 92,231 | 14,032,837.38 | |

| REGION PROVINCE CITY /MUNICIPALITY BARANGAY | | CLASSIFICATION | TYPE | UNIT | QUANTITY | TOTAL COST(PHP) | REMARKS |
|---|---|------------------------------|---------------------------------|-----------------|------------|-----------------|---------|
| | | Infrastructure/ Equipment | farm structure | | 0 | 4,508,600 | |
| | | Fisheries | produce | | 0 | 1,143,000 | |
| | | Fisheries | fishing gears/ paraphernalia | | 128 | 2,896,400 | |
| Pulupandan | 4 | | | | 110.94 | 680,133.05 | |
| | | Crops | rice | Hectares | 11.8 | 233,876.25 | |
| | | Livestock | | Piece or Number | 96 | 126,496.8 | |
| | | Infrastructure/ Equipment | farm structure | | 0 | 21,000 | |
| | | HVC | | | 3.14 | 298,760 | |
| Binalbagan | 4 | | | | 575.35 | 29,977,280 | |
| | | Crops | rice | Hectares | 563.35 | 26,051,280 | |
| | | Fisheries | produce | | 0 | 1,513,000 | |
| | | Fisheries | fishing gears/paraphernalia | | 12 | 2,398,000 | |
| | | Infrastructure/ Equipment | farm structures | | 0 | 15,000 | |
| Murcia | 6 | | | | 164,845.98 | 90,723,568 | |
| | | Crops | rice | Hectares | 280 | 12,096,000 | |
| | | Crops | corn | Hectares | 54 | 963,900 | |
| | | HVC | | Hectares | 4.88 | 3,306,000 | |
| | | Livestock | | Piece or Number | 164,456 | 48,817,668 | |
| | | Infrastructure/ Equipment | irrigation | Piece or Number | 51.1 | 5,000,000 | |
| | | Fisheries | farm structures | | 0 | 20,540,000 | |
| Silay | 5 | | | | 37,593.22 | 43,140,300 | |
| | | Crops | rice | Hectares | 120 | 2,664,000 | |
| | | Crops | corn | Hectares | 8 | 268,800 | |
| | | HVC | | Hectares | 14.22 | 34,560,000 | |
| | | Livestock | | Piece or Number | 37,450 | 5,617,500 | |
| | | Machineries and Equipment | | Piece or Number | 1 | 30,000 | |
| Moises Padilla (Magallon) | 3 | | | | 134.5 | 6,800,250.6 | |
| | | Crops | rice | Hectares | 24.3 | 1,004,025.6 | |
| | | Crops | corn | Hectares | 110.2 | 5,496,225 | |
| | | Infrastructure/ Equipment | farm structures | | 0 | 300,000 | |
| Sagay | 7 | | | | 513.6 | 22,819,850 | |
| | | Crops | rice | Hectares | 68 | 522,000 | |
| | | Crops | corn | Hectares | 31.6 | 1,576,050 | |

| REGION PROVINCE CITY /MUNICIPALITY BARANGAY | | CLASSIFICATION | TYPE | UNIT | QUANTITY | TOTAL COST(PHP) | REMARKS |
|---|---|---------------------------|------------------------------|-----------------|----------|-----------------|---------|
| | | Livestock | | Piece or Number | 7 | 12,600 | |
| | | Infrastructure/ Equipment | irrigation | Piece or Number | 100 | 50,000 | |
| | | Machineries and Equipment | | Piece or Number | 1 | 1,500 | |
| | | Fisheries | produce | | 0 | 20,420,000 | |
| | | Fisheries | fishing gears/ paraphernalia | | 306 | 237,700 | |
| Salvador Benedicto | 3 | | | | 2,593 | 12,799,846 | |
| | | Crops | corn | Hectares | 10 | 210,000 | |
| | | Livestock | | Piece or Number | 2,583 | 12,391,846 | |
| | | Infrastructure/ Equipment | farm structure | | 0 | 198,000 | |
| Toboso | 5 | | | | 83.17 | 20,861,350 | |
| | | Crops | corn | Hectares | 32.3 | 1,017,450 | |
| | | HVC | | Hectares | 50.87 | 18,057,200 | |
| | | Infrastructure/ Equipment | farm structure | | 0 | 297,000 | |
| | | Fisheries | produce | | 0 | 1,146,000 | |
| | | Fisheries | fishing gears/ paraphernalia | | 0 | 343,700 | |
| Hinigaran | 4 | | | | 206,138 | 52,681,250 | |
| | | Livestock | | Piece or Number | 205,000 | 30,750,000 | |
| | | Infrastructure/ Equipment | irrigation | Piece or Number | 100 | 600,000 | |
| | | Infrastructure/ Equipment | farm structures | | 0 | 19,890,000 | |
| | | Fisheries | fishing gears/ paraphernalia | | 1,038 | 1,441,250 | |
| La Castellana | 5 | | | | 8,594.7 | 41,623,510 | |
| | | Crops | corn | Hectares | 9.6 | 446,310 | |
| | | Livestock | | Piece or Number | 8,200 | 1,230,000 | |
| | | Infrastructure/ Equipment | irrigation | Piece or Number | 25 | 300,000 | |
| | | Infrastructure/ Equipment | farm structures | | 0 | 940,000 | |
| | | HVC | | | 360.1 | 38,707,200 | |
| Bacolod | 3 | | | | 23.5 | 841,500 | |
| | | Crops | rice | Hectares | 19.5 | 526,500 | |
| | | Infrastructure/ Equipment | farm structures | | 0 | 215,000 | |
| | | Fisheries | fishing gears/ paraphernalia | | 4 | 100,000 | |
| Calatrava | 5 | | | | 199.75 | 10,356,156.25 | |
| | | Crops | corn | Hectares | 97.75 | 1,796,156.25 | |

| REGION PROVINCE CITY /MUNICIPALITY BARANGAY | | CLASSIFICATION | TYPE | UNIT | QUANTITY | TOTAL COST(PHP) | REMARKS |
|---|-----------|---------------------------|--|----------|--------------|----------------------|---------|
| | | Infrastructure/ Equipment | irrigation | | 90 | 1,150,000 | |
| | | Infrastructure/ Equipment | | | 0 | 7,200,000 | |
| | | Livestock | | | 6 | 180,000 | |
| | | Fisheries | fishing gears/ paraphernalia | | 6 | 30,000 | |
| San Carlos | 4 | | | | 121 | 5,054,250 | |
| | | HVC | | | 23 | 3,804,250 | |
| | | Livestock | | | 51 | 308,500 | |
| | | Fisheries | fishing gears/ paraphernalia | | 47 | 491,500 | |
| | | Infrastructure/ Equipment | farm structures | | 0 | 450,000 | |
| REGION 7 | 5 | | | | 1,502 | 618,141,700 | |
| BOHOL | 1 | | | | 0 | 200,000,000 | |
| No breakdown | 1 | | | | 0 | 200,000,000 | |
| | | Fisheries | | | 0 | 200,000,000 | |
| CEBU | 1 | | | | 0 | 282,700,000 | |
| No breakdown | 1 | | | | 0 | 282,700,000 | |
| | | Fisheries | | | 0 | 282,700,000 | |
| NEGROS ORIENTAL | 2 | | | | 1,502 | 128,441,700 | |
| No breakdown | 2 | | | | 1,502 | 128,441,700 | |
| | | Crops | Rice | Hectares | 1,502 | 43,441,700 | |
| | | Fisheries | | | 0 | 85,000,000 | |
| SIQUIJOR | 1 | | | | 0 | 7,000,000 | |
| No breakdown | 1 | | | | 0 | 7,000,000 | |
| | | Fisheries | | | 0 | 7,000,000 | |
| REGION 8 | 36 | | | | 0 | 2,334,392,401 | |
| LEYTE | 15 | | | | 0 | 760,946,038 | |
| No breakdown | 15 | | | | 0 | 760,946,038 | |
| | | Crops | Rice | | 0 | 34,600,505 | |
| | | Crops | Corn | | 0 | 295,992 | |
| | | HVC | Assorted vegetables and fruit bearing trees | | 0 | 61,904,927 | |
| | | Crops | Root Crops | | 0 | 4,428,280 | |
| | | Crops | Coconut | | 0 | 141,167,676 | |
| | | HVC | Abaca | | 0 | 65,205,540 | |
| | | Livestock and Poultry | | | 0 | 10,599,096 | |

| REGION PROVINCE CITY /MUNICIPALITY BARANGAY | | CLASSIFICATION | TYPE | UNIT | QUANTITY | TOTAL COST(PHP) | REMARKS |
|---|----|---------------------------|---|------|----------|-----------------|---------|
| | | Aquaculture | | | 0 | 54,454,023 | |
| | | Infrastructure/ Equipment | Machinery | | 0 | 289,320 | |
| | | Capture (Boat/Bancas) | | | 0 | 365,168,200 | |
| | | Infrastructure/ Equipment | | | 0 | 1,104,495 | |
| | | Infrastructure/ Equipment | DA 8 Station | | 0 | 10,580,390 | |
| | | Infrastructure/ Equipment | BFAR Fishport/ Landing | | 0 | 9,715,000 | |
| | | Infrastructure/ Equipment | NFA Warehouse | | 0 | 350,000 | |
| | | Infrastructure/ Equipment | PhilFida Experiment Station | | 0 | 1,082,594 | |
| SOUTHERN LEYTE | 17 | | | | 0 | 1,571,172,549 | |
| No breakdown | 17 | | | | 0 | 1,571,172,549 | |
| | | Crops | rice | | 0 | 32,836,898 | |
| | | Crops | corn | | 0 | 1,196,308 | |
| | | HVC | Assorted vegetables and fruit bearing trees | | 0 | 30,152,053 | |
| | | Crops | Rootcrops | | 0 | 2,452,000 | |
| | | Crops | Coconut | | 0 | 471,740,738 | |
| | | HVC | Abaca | | 0 | 245,100,600 | |
| | | Livestock and Poultry | | | 0 | 67,986,117 | |
| | | Aquaculture | | | 0 | 90,711,800 | |
| | | Infrastructure/ Equipment | machinery | | 0 | 1,684,280 | |
| | | Captured Boats/Bancas | | | 0 | 514,230,700 | |
| | | Infrastructure/ Equipment | | | 0 | 10,531,597 | |
| | | Infrastructure/ Equipment | DA 8 Station | | 0 | 75,934,515 | |
| | | Infrastructure/ Equipment | NFA Warehouse | | 0 | 500,000 | |
| | | Infrastructure/ Equipment | BFAR Fishingport/Landing | | 0 | 3,929,784 | |
| | | Infrastructure/ Equipment | BFAR Facility (Office) | | 0 | 7,886,920 | |
| | | BFAR Project | Fish Coral Project-Aquaculture | | 0 | 5,245,476 | |
| | | BFAR Project | Fish Coral Project-Fishport/landing | | 0 | 9,052,763 | |
| EASTERN SAMAR | 2 | | | | 0 | 176,550 | |
| No breakdown | 2 | | | | 0 | 176,550 | |
| | | Crops | rice | | 0 | 76,550 | |
| | | Infrastructure/ Equipment | NFA Warehouse | | 0 | 100,000 | |
| SAMAR | 1 | | | | 0 | 726,000 | |

| REGION PROVINCE CITY /MUNICIPALITY BARANGAY | | CLASSIFICATION | TYPE | UNIT | QUANTITY | TOTAL COST(PHP) | REMARKS |
|---|------------|----------------|------------------|-----------------|--------------------|-----------------------|---------|
| No breakdown | 1 | | | | 0 | 726,000 | |
| | | Crops | rice | | 0 | 726,000 | |
| NORTHERN SAMAR | 1 | | | | 0 | 1,371,264 | |
| No breakdown | 1 | | | | 0 | 1,371,264 | |
| | | Crops | coconut | | 0 | 1,371,264 | |
| REGION 10 | 141 | | | | 10,173.3159 | 170,580,152.29 | |
| MISAMIS ORIENTAL | 65 | | | | 2,742.56 | 77,864,589.68 | |
| El Salvador | 26 | | | | 871.82 | 3,563,157.68 | |
| Mulogan | | Crops | banana | Hills | 76 | 0 | |
| San Francisco de Asis | | Crops | banana | Hills | 484 | 0 | |
| Hinigdaan | | Crops | banana | Hills | 105 | 0 | |
| Mulogan | | Crops | corn | Hectares | 5.57 | 115,682.23 | |
| San Francisco de Asis | | Crops | corn | Hectares | 27.84 | 953,363.6 | |
| Sambulawan | | Crops | corn | Hectares | 1 | 0 | |
| Hinigdaan | | Crops | corn | Hectares | 21.55 | 684,171.05 | |
| Mulogan | | HVC | Mango | Hill | 1 | 0 | |
| San Francisco de Asis | | HVC | Coconut | Hill | 53 | 0 | |
| Sambulawan | | HVC | Papaya | Hectares | 13.3 | 0 | |
| San Francisco de Asis | | HVC | Mango | Hills | 2 | 0 | |
| Hingdaan | | Crops | Pechay | Hectares | 0.1 | 0 | |
| Hinigdaan | | Crops | Okra | Hectares | 0.05 | 0 | |
| Hinigdaan | | Crops | Tomato | Hectares | 0.01 | 0 | |
| No Breakdown | | Crops | rice | Hectares | 35.1 | 1,404,000 | |
| Amoros | | Crops | corn | Hectares | 1 | 12,193.89 | |
| Cogon | | Crops | corn | Hectares | 0.75 | 31,050 | |
| Himaya | | Crops | corn | Hectares | 0.25 | 2,885.42 | |
| Kalabaylabay | | Crops | corn | Hectares | 11.05 | 319,714.61 | |
| Quibonbon | | Crops | corn | Hectares | 1 | 2,671.88 | |
| Hinigdaan | | Livestock | cattle | Piece or Number | 1 | 20,000 | |
| Molugan | | Poultry | chicken (chicks) | Piece or Number | 15 | 0 | |
| Himaya | | Livestock | goat | Piece or Number | 2 | 0 | |
| Ulaliman | | Crops | corn | Hectares | 0.25 | 5,175 | |
| Molugan | | Livestock | chicks | Piece or Number | 12 | 2,250 | |
| Himaya | | Livestock | goat | Piece or Number | 2 | 10,000 | |
| Opol | 3 | | | | 243 | 2,257,407 | |

| REGION PROVINCE CITY /MUNICIPALITY BARANGAY | | CLASSIFICATION | TYPE | UNIT | QUANTITY | TOTAL COST(PHP) | REMARKS |
|---|----|----------------|--|-----------------|----------|-----------------|-----------------------------------|
| | | Crops | rice | Hectares | 33 | 990,000 | 132 MT Expected Production Volume |
| | | Corn | Corn | Hectares | 207 | 1,138,000 | |
| | | HVC | Banana, Coconut, Vegetables | Hectares | 3 | 129,407 | |
| Talisayan | 12 | | | | 149.75 | 389,920 | |
| | | Crops | banana | Hectares | 12.75 | 0 | |
| | | Crops | corn | Hectares | 0.5 | 0 | |
| | | HVC | Coconut | Hectares | 74.02 | 0 | |
| | | Crops | cassava | Hectares | 8.29 | 0 | |
| | | HVC | Marang | Hectares | 0.01 | 0 | |
| | | HVC | Tambis | Hectares | 0.01 | 0 | |
| | | HVC | Lanzones | Hectares | 19.92 | 0 | |
| | | Crops | banana | Hectares | 12.75 | 0 | |
| | | Crops | corn | Hectares | 0.5 | 0 | |
| | | Fisheries | fish | | 0 | 100,000 | 1 unit fish pen |
| | | Fisheries | fish | | 0 | 120,000 | 1 unit fish pen |
| | | Livestock | | Piece or Number | 21 | 169,920 | |
| Lugait | 2 | | | | 0 | 58,100 | |
| no breakdown | | Livestock | | | 0 | 16,000 | piglets, goat and sheep |
| Brgy Aya Aya, Biga, Betahon, Kaluknayan | | Crops | rice | | 0 | 42,100 | |
| Cagayan de Oro | 3 | | | | 87.455 | 12,506,200 | |
| | | HVC | Assorted (Corn, Rice, Vegetables, Papaya,Lutya, Cassava, Coffee and Durian | Hectares | 87.455 | 12,000,000 | |
| | | Livestock | | | 0 | 201,700 | |
| | | Fisheries | | | 0 | 304,500 | |
| Gingoog | 1 | | | | 6.875 | 0 | |
| | | Crops | corn | Hectares | 6.875 | 0 | |
| Tagoloan | 12 | | | | 464.4 | 17,164,855 | |
| Rosario | | Livestock | goat | Piece or Number | 14 | 84,000 | |
| Rosario | | Livestock | pig | Piece or Number | 3 | 30,000 | |
| Sta. Ana | | Livestock | cattle | Piece or Number | 4 | 100,000 | |
| Sta. Ana | | Livestock | goat | Piece or Number | 11 | 44,500 | |
| Sta. Ana | | Poultry | chicken (chicks) | Piece or Number | 83 | 4,150 | |
| Sta. Ana | | Poultry | chicken | Piece or Number | 94 | 23,500 | |

| REGION PROVINCE CITY /MUNICIPALITY BARANGAY | | CLASSIFICATION | TYPE | UNIT | QUANTITY | TOTAL COST(PHP) | REMARKS |
|---|----------|---------------------------|------------------|-----------------|---------------|-------------------|---|
| Natumolan | | Poultry | Fighting Cock | Piece or Number | 48 | 192,000 | |
| Natumolan | | Poultry | chicken (chicks) | Piece or Number | 34 | 8,500 | |
| Natumolan | | Poultry | chicken | Piece or Number | 12 | 600 | |
| Natumolan | | Poultry | duck | Piece or Number | 11 | 2,750 | |
| | | Crops | rice | Hectares | 7.455 | 380,205 | |
| | | Crops | corn | Hectares | 142.945 | 16,294,650 | |
| Naawan | 1 | | | | 0 | 500,000 | |
| | | Infrastructure/ Equipment | irrigation | | 0 | 500,000 | Slope Protection of Siphon was damaged and 30meters of bench flume at main canal was also damaged |
| No breakdown | 1 | | | | 0 | 1,200,000 | |
| | | Infrastructure/ Equipment | irrigation | | 0 | 1,200,000 | Bench Flume at Rosario CIP |
| Balingasag | 1 | | | | 0 | 28,644,000 | |
| | | Infrastructure/ Equipment | irrigation | | 0 | 28,644,000 | Damage to Siphon, Protection Works, Overflow Bridge Double Pipeline with concrete support, Access Road and Bench Flume |
| Magsaysay (Linugos) | 3 | | | | 919.26 | 11,580,950 | |
| | | Crops | corn | Hectares | 433.13 | 1,338,000 | |
| | | HVC | | Hectares | 433.13 | 8,779,950 | |
| | | Crops | rice | Hectares | 53 | 1,463,000 | |
| LANAO DEL NORTE | 7 | | | | 271.47 | 38,510,514 | |
| Matungao | 1 | | | | 15 | 0 | |
| Pasayanon | | Livestock | Chicken | Heads | 15 | 0 | |
| No breakdown | 2 | | | | 226.2 | 35,527,762 | |
| | | Crops | corn | 345.40 | 0 | 23,911,469 | |
| | | Crops | rice | Hectares | 226.2 | 11,616,293 | |
| Lala | 1 | | | | 15.7 | 1,638,000 | |
| | | Fisheries | fish | Hectares | 15.7 | 1,638,000 | |
| Kauswagan | 2 | | | | 1.32 | 272,877 | |
| | | HVC | | Hectares | 1.07 | 256,002 | |
| | | HVC | | Hectares | 0.25 | 16,875 | |
| Tagoloan | 1 | | | | 13.25 | 1,071,875 | |

| REGION PROVINCE CITY /MUNICIPALITY BARANGAY | | CLASSIFICATION | TYPE | UNIT | QUANTITY | TOTAL COST(PHP) | REMARKS |
|---|-----------|------------------|--------------|-----------------|-------------------|----------------------|----------------------|
| | | HVC | | Hectares | 13.25 | 1,071,875 | |
| BUKIDNON | 54 | | | | 6,756.7659 | 43,913,258.72 | |
| Valencia | 4 | | | | 2,749.7209 | 2,627,096.66 | |
| | | Crops | rice | Hectares | 401.01 | 2,267,096.66 | |
| | | Fisheries | | | 0 | 360,000 | |
| | | Crops | corn | Hectares | 2,106.85 | 0 | |
| | | HVC | | Hectares | 241.8609 | 0 | |
| San Fernando | 9 | | | | 1,665.27 | 19,676,136.82 | |
| | | Crops | corn | Hectares | 454.17 | 19,117,036.82 | 308 farmers affected |
| | | Livestock | horse | Piece or Number | 3 | 60,000 | |
| | | Crops | rice | Hectares | 1,159.75 | 499,100 | |
| | | Crops | banana | Hectares | 42 | 0 | |
| | | Abaca | Abaca | Hectares | 2.35 | 0 | |
| | | Crops | squash | Hectares | 0.5 | 0 | |
| | | HVC | pepper | Hectares | 1.5 | 0 | |
| | | HVC | ampalaya | Hectares | 1 | 0 | |
| | | HVC | watermelon | Hectares | 1 | 0 | |
| Malitbog | 5 | | | | 307.125 | 4,142,418.13 | |
| | | Crops | banana | Hills | 160 | 80,000 | |
| | | Crops | corn | Hectares | 125.5 | 3,542,123.75 | |
| | | Livestock | horse | Piece or Number | 1 | 60,000 | |
| | | Fisheries | | ponds | 10 | 0 | |
| | | Crops | rice | Hectares | 10.625 | 460,294.38 | |
| Impasugong | 20 | | | | 186.48 | 10,321,643 | |
| | | Crops | cassava | Hectares | 0.5 | 15,000 | |
| | | Vegetable | Eggplant | Hectares | 1 | 52,500 | |
| | | Rice Alternative | Adlai | Hectares | 0.25 | 5,000 | |
| | | Nut | Peanut | Hectares | 0.25 | 5,000 | |
| | | Crops | banana | Hectares | 0.405 | 48,000 | |
| | | Crops | banana | Hectares | 0.02 | 2,400 | |
| | | Spices | Silikut | Hectares | 0.25 | 20,000 | |
| | | Vegetable | Wombok | Hectares | 0.5 | 30,000 | |
| | | Vegetable | Potato | Hectares | 0.325 | 58,500 | |
| | | Vegetable | Lutya | Hectares | 1.25 | 35,000 | |
| | | Beans | Baguio Beans | Hectares | 0.25 | 3,750 | |

| REGION PROVINCE CITY /MUNICIPALITY BARANGAY | | CLASSIFICATION | TYPE | UNIT | QUANTITY | TOTAL COST(PHP) | REMARKS |
|---|---|---------------------------|------------|-----------------|----------|-----------------|--|
| | | HVC | | Hectares | 15 | 2,700,000 | |
| | | HVC | | | 0 | 1,200,000 | |
| | | Crops | sugarcane | Hectares | 11.15 | 892,000 | |
| | | Crops | corn | | 115.525 | 2,893,125 | |
| | | Vegetable | Squash | Hectares | 1 | 35,000 | |
| | | Livestock | cattle | Piece or Number | 4 | 143,500 | |
| | | Fisheries | | ponds | 4.625 | 0 | |
| Kalabugao | | Infrastructure/ Equipment | irrigation | | 0 | 410,000 | Damaged Self-help irrigation dams |
| | | Crops | rice | Hectares | 30.18 | 1,772,868 | |
| Libona | 4 | | | | 186.14 | 5,176,050 | |
| | | Crops | corn | Hectares | 135 | 5,176,050 | |
| | | Crops | rice | Hectares | 12 | 0 | |
| | | Crops | banana | Hectares | 4.69 | 0 | |
| | | HVC | | Hectares | 34.45 | 0 | |
| Manolo Fortich | 2 | | | | 303 | 78,294 | |
| | | Poultry | Chicken | Piece or Number | 300 | 7,500 | |
| | | Crops | rice | Hectares | 3 | 70,794 | |
| Sumilao | 3 | | | | 1,312.7 | 0 | |
| | | Crops | corn | Hectares | 101.5 | 0 | |
| | | Crops | cassava | Hectares | 37.2 | 0 | |
| | | Crops | banana | Hills | 1,174 | 0 | |
| Baugon | 1 | | | | 0 | 400,000 | |
| Bubunawan RIS | | Infrastructure/ Equipment | irrigation | | 0 | 400,000 | Proposed Closed conduit - Covered with debris and slit (Ongoing construction MAQ Construction) |
| Malaybalay | 2 | | | | 24.03 | 755,891.3 | |
| Manupapali CIS | | Infrastructure/ Equipment | irrigation | | 0 | 350,000 | Trapezoidal Canal - Collapsed Line Canal/Additional wall topping |
| | | Crops | rice | Hectares | 24.03 | 405,891.3 | |
| Cabanglasan | 1 | | | | 19.55 | 270,889 | |
| | | Crops | rice | Hectares | 19.55 | 270,889 | |
| Kitaotao | 1 | | | | 0.75 | 21,238.2 | |
| | | Crops | rice | Hectares | 0.75 | 21,238.2 | |

| REGION PROVINCE CITY /MUNICIPALITY BARANGAY | | CLASSIFICATION | TYPE | UNIT | QUANTITY | TOTAL COST(PHP) | REMARKS |
|---|-----------|---------------------------|-------------|-----------------|-----------------|----------------------|--|
| Pangantucan | 1 | | | | 0.5 | 7,500 | |
| | | Crops | rice | Hectares | 0.5 | 7,500 | |
| Talakag | 1 | | | | 1.5 | 436,101.61 | |
| | | Crops | rice | Hectares | 1.5 | 436,101.61 | |
| MISAMIS OCCIDENTAL | 8 | | | | 32.5 | 5,073,500 | |
| Oroquieta | 2 | | | | 2 | 20,000 | |
| | | Crops | corn | Hectares | 1 | 10,000 | |
| | | HVC | Fruit Trees | Hectares | 1 | 10,000 | costs to be determined |
| Lopez Jaena | 5 | | | | 26 | 2,531,000 | |
| | | Crops | corn | Hectares | 3 | 288,000 | 18 MT Expected Production / totally damaged lots |
| | | Crops | corn | Hectares | 8 | 307,000 | 19.2 MT Expected Production / partially damaged lots |
| | | Crops | banana | Hectares | 13.7 | 1,900,000 | |
| no breakdown | | Livestock | cattle | Piece or Number | 1 | 15,000 | |
| | | Crops | coconut | Hectares | 0.3 | 21,000 | |
| Aloran | 1 | | | | 4.5 | 2,522,500 | |
| | | Fisheries | fish | Hectares | 4.5 | 2,522,500 | 15,300/ 2 units fish per/ 4.5 ha |
| CAMIGUIN | 7 | | | | 370.02 | 5,218,289.89 | |
| No breakdown | 3 | | | | 27.11 | 662,520.6 | |
| | | Crops | rice | Hectares | 14.65 | 389,250.67 | |
| | | Crops | corn | Hectares | 12.46 | 243,269.93 | |
| | | Infrastructure/ Equipment | irrigation | | 0 | 30,000 | Diversion Dam - Damage at incline wall (left side) Intake, Upstream & Downstream apron covered with slit and boulder |
| Catarman | 1 | | | | 169.41 | 2,342,276.73 | |
| | | HVC | | Hectares | 169.41 | 2,342,276.73 | |
| Mahinog | 1 | | | | 6 | 1,480,619.99 | |
| | | HVC | | Hectares | 6 | 1,480,619.99 | |
| Mambajao | 2 | | | | 167.5 | 732,872.57 | |
| | | HVC | | Hectares | 165.49 | 222,576.92 | |
| | | HVC | | Hectares | 2.01 | 510,295.65 | |
| REGION 11 | 10 | | | | 1,191.76 | 18,830,585.79 | |

| REGION PROVINCE CITY /MUNICIPALITY BARANGAY | | CLASSIFICATION | TYPE | UNIT | QUANTITY | TOTAL COST(PHP) | REMARKS |
|---|----|----------------|------|----------|----------|-----------------|----------------------------|
| DAVAO DE ORO | 5 | | | | 592.25 | 9,168,355.47 | |
| Compostela | 1 | | | | 429 | 4,705,395.74 | |
| | | Crops | rice | Hectares | 429 | 4,705,395.74 | |
| Montevista | 1 | | | | 40 | 649,600 | |
| | | Crops | rice | Hectares | 40 | 649,600 | |
| Mawab | 1 | | | | 5 | 16,168.93 | |
| | | Crops | rice | Hectares | 5 | 16,168.93 | |
| Nabunturan | 1 | | | | 83.35 | 270,720.8 | |
| | | Crops | rice | Hectares | 83.35 | 270,720.8 | |
| Monkayo | 1 | | | | 34.9 | 3,526,470 | |
| | | HVC | | Hectares | 34.9 | 3,526,470 | |
| DAVAO DEL NORTE | 2 | | | | 217 | 2,136,268.69 | |
| New Corella | 2 | | | | 217 | 2,136,268.69 | |
| | | Crops | rice | Hectares | 132 | 1,031,268.69 | |
| | | Crops | corn | Hectares | 85 | 1,105,000 | |
| DAVAO ORIENTAL | 2 | | | | 328.65 | 6,607,375.63 | |
| Caraga | 2 | | | | 328.65 | 6,607,375.63 | |
| | | HVC | | Hectares | 322.65 | 6,457,000 | |
| | | Crops | corn | Hectares | 6 | 150,375.63 | |
| DAVAO CITY | 1 | | | | 53.86 | 918,586 | |
| Davao City | 1 | | | | 53.86 | 918,586 | |
| Paquibato | | Crops | corn | Hectares | 53.86 | 918,586 | |
| REGION 12 | 19 | | | | 455 | 10,203,400 | |
| COTABATO | 19 | | | | 455 | 10,203,400 | |
| Pikit | 19 | | | | 455 | 10,203,400 | |
| Talitay | | Crops | rice | Hectares | 13 | 233,100 | Newly Planted / Vegetative |
| Rajahmuda | | Crops | rice | Hectares | 45 | 832,500 | Newly Planted / Vegetative |
| Balong | | Crops | rice | Hectares | 30 | 569,000 | Newly Planted / Vegetative |
| Buliok | | Crops | rice | Hectares | 6 | 133,200 | Vegetative |
| Balungis | | Crops | rice | Hectares | 21 | 499,800 | Newly Planted |
| Kabasalan | | Crops | rice | Hectares | 15 | 520,500 | Vegetative |
| Batulawan | | Crops | rice | Hectares | 20 | 694,000 | Vegetative |

| REGION PROVINCE CITY /MUNICIPALITY BARANGAY | | CLASSIFICATION | TYPE | UNIT | QUANTITY | TOTAL COST(PHP) | REMARKS |
|---|-----------|---------------------------|--|----------|-------------------|-----------------------|--------------------------------------|
| Manaulanan | | Crops | rice | Hectares | 28 | 510,600 | Newly Planted / Vegetative |
| Kolambog | | Crops | rice | Hectares | 20 | 444,000 | Vegetative |
| Punol | | Crops | rice | Hectares | 45 | 957,500 | Newly Planted / Vegetative |
| Paidu-pulangi | | Crops | rice | Hectares | 15 | 333,000 | Vegetative |
| Macasendeng | | Crops | rice | Hectares | 5 | 277,500 | Newly Planted / Vegetative |
| Macabual | | Crops | rice | Hectares | 17 | 377,400 | Vegetative |
| Bulol | | Crops | rice | Hectares | 20 | 569,000 | Vegetative |
| Bagoinged | | Crops | rice | Hectares | 20 | 382,200 | Newly Planted / Vegetative |
| Katilacan | | Crops | rice | Hectares | 35 | 962,600 | Newly Planted / Vegetative |
| Bulod | | Crops | rice | Hectares | 29 | 615,300 | Newly Planted / Vegetative |
| Fort Pikit | | Crops | rice | Hectares | 21 | 507,200 | Newly Planted / Vegetative |
| Inug-ug | | Crops | rice | Hectares | 50 | 785,000 | Newly Planted / Vegetative |
| CARAGA | 53 | | | | 28,167.173 | 742,395,847.02 | |
| AGUSAN DEL NORTE | 7 | | | | 3,512 | 80,527,002.97 | |
| No breakdown | 6 | | | | 3,512 | 76,527,002.97 | |
| | | Crops | rice | Hectares | 3,374 | 30,856,810.97 | |
| | | Crops | corn | Hectares | 138 | 4,635,000 | |
| | | Crops | coconut | | 0 | 1,834,812 | |
| | | Infrastructure/ Equipment | Fisheries (Fishing gears/Paraphernalia) | | 0 | 18,665,380 | |
| | | Infrastructure/ Equipment | Fisheries (Facilities & Equipment) | | 0 | 435,000 | |
| | | Infrastructure/ Equipment | Agricultural Infrastructures (Irrigation System) | | 0 | 20,100,000 | |
| Cabadbaran | 1 | | | | 0 | 4,000,000 | |
| | | Infrastructure/ Equipment | Bay-ang to Mahaba FMR with Bridge | | 0 | 4,000,000 | Partially Partially damage bridge |
| AGUSAN DEL SUR | 5 | | | | 7,670.95 | 141,950,647.2 | |
| No breakdown | 5 | | | | 7,670.95 | 141,950,647.2 | |
| | | Crops | rice | Hectares | 198 | 8,071,760 | |

| REGION PROVINCE CITY /MUNICIPALITY BARANGAY | | CLASSIFICATION | TYPE | UNIT | QUANTITY | TOTAL COST(PHP) | REMARKS |
|---|----|---------------------------|---|-----------------|------------|-----------------|---------------------|
| | | Crops | corn | volume | 7,110.5 | 120,878,500 | |
| | | Crops | HVC | Hectares | 79 | 10,897,500 | |
| | | Crops | coconut | volume | 283.45 | 1,984,147.2 | |
| | | Infrastructure/ Equipment | Fisheries (Fishing gears/Paraphernalia) | | 0 | 118,740 | |
| DINAGAT ISLANDS | 10 | | | | 344.83 | 125,072,648.75 | |
| No breakdown | 8 | | | | 344.83 | 123,872,648.75 | |
| | | Crops | corn | Hectares | 0 | 3,232,720 | |
| | | Crops | HVC | Hectares | 243.65 | 61,178,000 | |
| | | Crops | cassava | Hectares | 101.18 | 20,477,386 | |
| | | Crops | rice | | 0 | 5,152,500 | |
| | | Crops | coconut | | 0 | 2,500,042.75 | |
| | | Livestock | | | 0 | 7,969,000 | |
| | | Infrastructure/ Equipment | Fisheries (Fishing gears/Paraphernalia) | | 0 | 21,363,000 | |
| | | Infrastructure/ Equipment | Fisheries (Facilities & Equipment) | | 0 | 2,000,000 | |
| Tubajon | 1 | | | | 0 | 600,000 | |
| | | Infrastructure/ Equipment | Pump Irrigation Open Source | | 0 | 600,000 | Whole System damage |
| Basilisa | 1 | | | | 0 | 600,000 | |
| | | Infrastructure/ Equipment | Pump Irrigation Open Source | | 0 | 600,000 | Whole System damage |
| SURIGAO DEL NORTE | 25 | | | | 15,959.393 | 365,274,634.9 | |
| No breakdown | 15 | | | | 15,959.393 | 356,637,950.9 | |
| | | Crops | rice | volume | 2,720.573 | 38,388,022 | |
| | | Livestock | Chicken | Piece or Number | 6,722 | 1,767,500 | |
| | | Livestock | Swine | Piece or Number | 498 | 1,613,500 | |
| | | Livestock | Cattle | Piece or Number | 92 | 2,875,000 | |
| | | Livestock | Carabao | Piece or Number | 129 | 4,385,000 | |
| | | Livestock | Goat | Piece or Number | 232 | 2,711,500 | |
| | | Livestock | Sheep | Piece or Number | 10 | 35,000 | |
| | | Livestock | Duck | Piece or Number | 1,051 | 198,200 | |
| | | Livestock | Horse | Piece or Number | 150 | 22,500 | |
| | | Livestock | Turkey | Piece or Number | 137 | 137,000 | |
| | | Crops | coconut | volume | 4,217.82 | 23,004,728.9 | |

| REGION PROVINCE CITY /MUNICIPALITY BARANGAY | | CLASSIFICATION | TYPE | UNIT | QUANTITY | TOTAL COST(PHP) | REMARKS |
|---|----------|---------------------------|--|------|------------|---------------------|--|
| | | Infrastructure/ Equipment | Fisheries (Fishing gears/Paraphernalia) | | 0 | 55,000,000 | |
| | | Infrastructure/ Equipment | Fisheries (Facilities & Equipment) | | 0 | 3,000,000 | |
| | | Infrastructure/ Equipment | Agricultural Infrastructures (Irrigation System) | | 0 | 219,200,000 | |
| | | Infrastructure/ Equipment | | | 0 | 4,300,000 | |
| Surigao City | 2 | | | | 0 | 2,187,336.8 | |
| Mat i | | Infrastructure/ Equipment | Warehouse | | 0 | 187,336.8 | Removed Roofing |
| Trinidad | | Infrastructure/ Equipment | Urban Agriculture Garden | | 0 | 2,000,000 | Whole structure damage |
| San Francisco (Anao-Aon) | 1 | | | | 0 | 187,336.8 | |
| Diaz | | Infrastructure/ Equipment | Warehouse | | 0 | 187,336.8 | Removed Roofing Partially Partially |
| Mainit | 1 | | | | 0 | 187,336.8 | |
| San Francisco | | Infrastructure/ Equipment | Warehouse | | 0 | 187,336.8 | Removed Roofing Partially Partially |
| Gigaquit | 2 | | | | 0 | 687,336.8 | |
| Villaflor | | Infrastructure/ Equipment | Warehouse | | 0 | 187,336.8 | Removed Roofing Partially Partially |
| San Isidro | | Infrastructure/ Equipment | San Isidro-Balisaya FMR | | 0 | 500,000 | Scouring at the shoulder Partially Partially |
| Alegria | 1 | | | | 0 | 187,336.8 | |
| Don Julio Ouano | | Infrastructure/ Equipment | Warehouse | | 0 | 187,336.8 | Removed Roofing Partially Partially |
| Dapa | 1 | | | | 0 | 2,000,000 | |
| Poblacion | | Infrastructure/ Equipment | Agri-Pinoy Trading center | | 0 | 2,000,000 | Removed Roofing Partially Partially |
| Del Carmen | 1 | | | | 0 | 200,000 | |
| Tuburan | | Infrastructure/ Equipment | RPC1 | | 0 | 200,000 | Removed Roofing Partially Partially |
| Sison | 1 | | | | 0 | 3,000,000 | |
| | | Infrastructure/ Equipment | RPC1 | | 0 | 3,000,000 | Whole structure damage |
| SURIGAO DEL SUR | 6 | | | | 680 | 29,570,913.2 | |
| No breakdown | 6 | | | | 680 | 29,570,913.2 | |

| REGION PROVINCE CITY /MUNICIPALITY BARANGAY | | CLASSIFICATION | TYPE | UNIT | QUANTITY | TOTAL COST(PHP) | REMARKS |
|---|--|---------------------------|---|----------|----------|-----------------|---------|
| | | Crops | rice | volume | 0 | 6,350,500 | |
| | | Crops | corn | Hectares | 680 | 1,262,250 | |
| | | Crops | coconut | | 0 | 3,377,203.2 | |
| | | Livestock | | | 0 | 80,960 | |
| | | Infrastructure/ Equipment | Fisheries (Fishing gears/Paraphernalia) | | 0 | 18,300,000 | |
| | | Infrastructure/ Equipment | Fisheries (Facilities & Equipment) | | 0 | 200,000 | |

DAMAGE TO INFRASTRUCTURE

| REGION PROVINCE CITY /MUNICIPALITY BARANGAY | | TYPE | CLASSIFICATION | INFRASTRUCTURE | NUMBER OF DAMAGED | UNIT | QUANTITY | STATUS | COST(PHP) | REMARKS |
|---|-----|-----------------------|----------------|---|-------------------|-------|----------|--|------------------|--|
| GRAND TOTAL | 751 | | | | 667 | | | | 17,712,899,940.8 | |
| MIMAROPA | 500 | | | | 542 | | | | 2,361,690,965.69 | |
| MARINDUQUE | 1 | | | | 1 | | | | 0 | |
| Buenavista | 1 | | | | 1 | | | | 0 | |
| MDRRMO | | Government Facilities | Local | VHF Radio Antenna | 1 | | | non-operational | 0 | |
| ORIENTAL MINDORO | 1 | | | | 1 | | | | 15,000,000 | |
| Roxas | 1 | | | | 1 | | | | 15,000,000 | |
| Dangay | | Flood control | National | Bongabong-Sagan a-Roxas-San Aquilino Road, Roxas Port Seawall | 1 | | | Damaged | 15,000,000 | |
| PALAWAN | 498 | | | | 540 | | | | 2,346,690,965.69 | |
| Puerto Princesa | 95 | | | | 95 | | | | 514,275,630.75 | |
| | | Bridges | National | Puerto Princesa North Road (S00030PW) Langogan Bridge, Brgy. Langogan, PPC, K0081+223 | 1 | Meter | | Old Langogan (Concrete) Bridge was Damaged | 80,000,000 | open to traffic for all types of vehicles on 23 December 23 2021 at 3:00 P.M. Informational signboard installed. |

| REGION PROVINCE CITY /MUNICIPALITY BARANGAY | | TYPE | CLASSIFICATION | INFRASTRUCTURE | NUMBER OF DAMAGED | UNIT | QUANTITY | STATUS | COST(PHP) | REMARKS |
|--|--|-------|----------------|--|----------------------|-------|----------|---------|-----------|---|
| Langogan | | Roads | National | Puerto Princesa North Road (S00030PW) Brgy. Langogan, PPC, K0081+300 | 1 | Meter | | Damaged | 100,000 | -Soil collapsed 20m width and approximately 72cu.m. -Two lane passable to all types of vehicles. -Clearing operation completed. |
| Langogan | | Roads | National | Puerto Princesa North Road (S00030PW) Brgy. Langogan, PPC, K0082+100 | 1 | Meter | | Damaged | 0 | -Soil collapsed 20m width and approximately 100cu.m. -Two lane passable to all types of vehicles. -Clearing operation completed |
| Langogan | | Roads | National | Puerto Princesa North Road (S00030PW) Brgy. Langogan, PPC, K0082+150 | 1 | Meter | | Damaged | 50,000 | -Soil collapsed 40m width and approximately 90cu.m. -Two lane passable to all types of vehicles. -Clearing operation completed |
| Langogan | | Roads | National | Puerto Princesa North Road (S00030PW) Brgy. Langogan, PPC, K0082+200 | 1 | | | Damaged | 1,000,000 | Two-lane passable to all types of vehicle |
| Langogan | | Roads | National | Puerto Princesa North Road (S00030PW) Brgy. Langogan, PPC, K0082+260 | 1 | Meter | | Damaged | 0 | -Soil collapsed 20m width and approximately 60cu.m. -One lane passable to all types of vehicle -Clearing operations still ongoing. |
| Langogan | | Roads | National | Puerto Princesa North Road (S00030PW) Brgy. Langogan, PPC, K0082+300 | 1 | Meter | | Damaged | 400,000 | -Roadslip -One lane passable to all types of vehicles -Installed warning devices |

| REGION PROVINCE CITY /MUNICIPALITY BARANGAY | | TYPE | CLASSIFICATION | INFRASTRUCTURE | NUMBER OF DAMAGED | UNIT | QUANTITY | STATUS | COST(PHP) | REMARKS |
|---|--|---------|----------------|--|-------------------|-------|----------|---|-----------|---|
| Langogan | | Roads | National | Puerto Princesa North Road (S00030PW) Brgy. Langogan, PPC, K0082+600 | 1 | Meter | | Damaged | 200,000 | Two-lanes passable to all types of vehicle |
| | | Roads | National | Puerto Princesa North Road (S00030PW) Bantay Gubat Staff House Area, K0083+500 | 1 | Meter | | Damaged | 0 | -Soil Collapsed 15m width and approximately 225cu.m. -One lane passable to all types of vehicle -Clearing operations still ongoing. |
| | | Bridges | National | Puerto Princesa North Road Section (S00025PW) Babuyan Bridge K0053+354 | 1 | | | Total Collased / Damaged Bridge Approach A | 4,470,000 | |
| | | Bridges | National | Puerto Princesa North Road Section (S00025PW) San Rafael Bridge K0062+731 | 1 | | | Bridge is Structurally unstable with major damaged | 30,000 | |
| | | Bridges | National | Puerto Princesa North Road Section (S00025PW) Tanabag Bridge K0065+179 | 1 | | | Damaged Concrete railing. Washed -out embankment at abutment A | 4,500,000 | |
| | | Bridges | National | Puerto Princesa North Road Section (S00025PW) Concepcion Bridge K0066+715 | 1 | | | Washed out embankment bridge abutment B | 4,370,000 | |
| | | Bridges | National | Puerto Princesa North Road Section (S00025PW) Tarabanan Bridge K0068+650 | 1 | | | Total collapsed at approach A and Partial collapsed at approach B | 5,160,000 | |
| Tagbuross | | Bridges | National | Irawan - Tagbuross Road Section (S00026PW) Tagbuross Bridge I K0016587 | 1 | | | Damaged Bridge Approach A & B Collapse | 8,000,000 | |

| REGION PROVINCE CITY /MUNICIPALITY BARANGAY | | TYPE | CLASSIFICATION | INFRASTRUCTURE | NUMBER OF DAMAGED | UNIT | QUANTITY | STATUS | COST(PHP) | REMARKS |
|---|--|-------------------|----------------|---|-------------------|------|----------|--|-----------|--|
| Binduyan | | Roads | National | Puerto Princesa North Road (S00025PW) K0072+200 - K0072+400 | 1 | | | Landslide | 1,000,000 | |
| Binduyan | | Roads | National | Puerto Princesa North Road (S00025PW) K0078+600 - K0078+900 | 1 | | | Landslide | 1,000,000 | |
| Langogan | | Roads | National | Puerto Princesa North Road (S00025PW) K0079+200 - K0079+500 | 1 | | | Landslide | 1,500,000 | |
| Mauyon | | Bridges | National | Puerto Princesa North Road (S00025PW) K0054+335 | 1 | | | Partial damage at abutment A | 0 | |
| | | Bridges | National | Puerto Princesa North Road (S00025PW) K0072+008 | 1 | | | Fallen Trees and fallen utility posts | 0 | |
| Concepcion | | Roads | National | Puerto Princesa North Road (S00025PW) K0068+800 - K0068+900 | 1 | | | Roadslip, approximately 45 meters length, 15 meters height | 1,500,000 | |
| Napsan | | Roads | National | PPSR - JCT Napsan - Apurawan | 1 | | | Roadslip, approximately 22.5 meters length, 30 meters height | 2,500,000 | |
| | | Health facilities | Local | Puerto Princesa City Molecular Laboratory | 1 | | | Partially damaged, temporarily ceased operations | 0 | Roofing and Chimney crushed by an uprooted tree Damaged duct of exhaust |
| Bagong Sikat | | Schools | Local | Don Ramos Roces Memorial Elementary School | 1 | | | Damaged | 750,000 | Damaged school fence / covered pathways / bulletin board, school cottages and school gym |
| Model | | Schools | Local | East Central School | 1 | | | Damaged | 450,000 | Damaged School Fence / Covered Pathways / Bulletin Board / School Cottages |

| REGION PROVINCE CITY /MUNICIPALITY BARANGAY | | TYPE | CLASSIFICATION | INFRASTRUCTURE | NUMBER OF DAMAGED | UNIT | QUANTITY | STATUS | COST(PHP) | REMARKS |
|---|--|---------|----------------|---|-------------------|------|----------|------------------------------|-----------|--|
| Milagrosa | | Schools | Local | Gregorio Oquendo Memorial Elementary School | 1 | | | Damaged | 450,000 | Damaged School Fence / Covered Pathways / Bulleting Board / School Cottages |
| Bancao - Bancao | | Schools | Local | Mauricio Reynoso Memorial Elementary School | 1 | | | Damaged | 750,000 | Damaged School Fence / Covered Pathways / Bulleting Board / School Cottages and school gym |
| Magkakaibigan | | Schools | Local | Puerto Princesa Pilot Elementary School | 1 | | | Damaged other infrastructure | 750,000 | Damaged School Fence / Covered Pathways / Bulletin Board / School cottages and school gym |
| | | Schools | Local | West Central School | 1 | | | Damaged | 450,000 | Damaged School Fence / Covered Pathways / Bulletin Board / School cottages |
| San Pedro | | Schools | Local | Abanico Elementary School | 1 | | | Damaged | 6,850,000 | Damaged School Fence / Covered Pathways / Bulletin Board / School cottages and classrooms |
| Tagburos | | Schools | Local | Aplaya Elementary School | 1 | | | Damaged | 4,750,000 | Damaged School Fence / Covered Pathways / Bulletin Board / School cottages, classroom and school gym |
| Bagong Bayan | | Schools | Local | Bagong-Bayan Elementary School | 1 | | | Damaged | 6,050,000 | Damaged School Fence / Covered Pathways / Bulletin Board / School cottages, and classrooms |
| Simpokan | | Schools | Local | Bualbualan Elementary School | 1 | | | Damaged | 4,450,000 | Damaged School Fence / Covered Pathways / Bulletin Board / School cottages and classroom |

| REGION PROVINCE CITY /MUNICIPALITY BARANGAY | | TYPE | CLASSIFICATION | INFRASTRUCTURE | NUMBER OF DAMAGED | UNIT | QUANTITY | STATUS | COST(PHP) | REMARKS |
|---|--|---------|----------------|---|-------------------|------|----------|---------|-----------|--|
| Sta Lourdes | | Schools | Local | Busngol Elementary School | 1 | | | Damaged | 3,950,000 | Damaged classroom, School fence/Covered Pathways/Bulletin Board/School Cottages and School Gym |
| | | Schools | Local | Francisco Ubay Memorial Elementary School | 1 | | | Damaged | 7,650,000 | Damaged classrooms, School fence/Covered Pathways/Bulletin Board/ School Cottages |
| Iwahig | | Schools | Local | Iwahig Elementary School | 1 | | | Damaged | 5,250,000 | Damaged Classrooms, School Fence /Covered Pathways/Bulletin Board/ School Cottages |
| Napsan | | Schools | Local | Labtay Elementary School | 1 | | | Damaged | 3,650,000 | Damaged Classrooms, School Fence/Covered Pathways/Bulletin Board/School Cottages |
| Napsan | | Schools | Local | Mabuhay Elementary School | 1 | | | Damaged | 2,850,000 | Damaged Classrooms, School Fence/Covered Pathways/ Bulletin Board/ School Cottages |
| San Manuel | | Schools | Local | Manuel Austria Memorial Elementary School | 1 | | | Damaged | 7,650,000 | Damaged Classrooms, School Fence/Covered Pathways/ Bulletin Board/School Cottages |
| San Miguel | | Schools | Local | Mateo Jagmis Memorial Elementary School | 1 | | | Damaged | 450,000 | Damaged School Fence/Covered Pathways/Bulletin Board/School Cottages |
| Napsan | | Schools | Local | Napsan Elementary School | 1 | | | Damaged | 5,100,000 | Damaged Classrooms and school gym |
| Sicsican | | Schools | Local | Sicsican Elementary School | 1 | | | Damaged | 9,100,000 | Damaged Classrooms and school gym |

| REGION PROVINCE CITY /MUNICIPALITY BARANGAY | | TYPE | CLASSIFICATION | INFRASTRUCTURE | NUMBER OF DAMAGED | UNIT | QUANTITY | STATUS | COST(PHP) | REMARKS |
|---|--|---------|----------------|--|-------------------|------|----------|--|------------|--|
| Simpokan | | Schools | Local | Simpucan Elementary School | 1 | | | Damaged other infrastructures | 400,000 | |
| Sta Lourdes | | Schools | Local | Sta Lourdes Elementary School | 1 | | | Damaged | 6,850,000 | Damaged classroom, School fence/Covered Pathways/Bulletin Board/School Cottages and School Gym |
| Sta Monica | | Schools | Local | Sta Monica Elementary School | 1 | | | Damaged | 12,000,000 | Damaged Classrooms, School Fence/Covered Pathways/Bulletin Board/School Cottages |
| Napsan | | Schools | Local | Sto Niño Elementary School | 1 | | | Damaged | 6,050,000 | Damaged classrooms, School Fence/Covered Pathways/Bulletin Board/School Cottages |
| Tagburos | | Schools | Local | Tagburos Elementary School | 1 | | | Damaged | 5,550,000 | Damaged classrooms, School Fence/Covered Pathways/Bulletin Board/School Cottages, and school gym |
| Irawan | | Schools | Local | Valentin Macasaet Memorial Elementary School | 1 | | | Damaged | 450,000 | Damaged School Fence/Covered Pathways/Bulletin Board/School Cottages |
| San Pedro | | Schools | Local | Virgilio Magbanua Elementary School | 1 | | | Damaged | 450,000 | Damaged School Fence/Covered Pathways/Bulletin Board/School Cottages |
| Bacungan | | Schools | Local | Bacungan Elementary School | 1 | | | Damaged | 8,800,000 | Damaged Classrooms |
| Bahile | | Schools | Local | Bahile Elementary School | 1 | | | Damaged classrooms, other infrastructures and school gym | 9,250,000 | |

| REGION PROVINCE CITY /MUNICIPALITY BARANGAY | | TYPE | CLASSIFICATION | INFRASTRUCTURE | NUMBER OF DAMAGED | UNIT | QUANTITY | STATUS | COST(PHP) | REMARKS |
|--|--|---------|----------------|--|----------------------|------|----------|---|-----------|---|
| Macarascas | | Schools | Local | Baruang Elementary School | 1 | | | Damaged | 2,350,000 | Damaged Classrooms, School Fence/Covered Pathways/Bulletin Board/School Cottages and school gym |
| Buenavista | | Schools | Local | Buenavista Elementary School | 1 | | | Damaged | 5,550,000 | Damaged Classrooms, School Fence/Covered Pathways/Bulletin Board/School Cottages, school gym |
| Cabayugan | | Schools | Local | Cabayugan Elementary School | 1 | | | Damaged | 4,750,000 | Damaged Classrooms, School Fence/Covered Pathways/Bulletin Board/School Cottages, and School Gym |
| Maruyogan | | Schools | Local | Francisco Austria Memorial Elementary School | 1 | | | Damaged classrooms, other infrastructures and school gym | 3,700,000 | |
| Bacungan | | Schools | Local | Kandes Elementary School | 1 | | | Damaged classrooms, other infrastructures and school gym | 3,500,000 | |
| Langogan | | Schools | Local | Langogan Elementary School | 1 | | | Damaged classrooms | 8,450,000 | |
| Lucbuan | | Schools | Local | Lucbuan Elementary School | 1 | | | Damaged classrooms, other infrastructures and school gym | 6,400,000 | |
| Manalo | | Schools | Local | Manalo Elementary School | 1 | | | Damaged classrooms, other infrastructures and school gym | 5,500,000 | |
| Bacungan | | Schools | Local | Maranat Elementary School | 1 | | | Damaged classrooms, other infrastructures and school gym | 5,550,000 | |
| New Panggangan | | Schools | Local | New Panggangan Elementary School | 1 | | | Damaged classrooms and other infrastructures | 3,650,000 | |

| REGION PROVINCE CITY /MUNICIPALITY BARANGAY | | TYPE | CLASSIFICATION | INFRASTRUCTURE | NUMBER OF DAMAGED | UNIT | QUANTITY | STATUS | COST(PHP) | REMARKS |
|---|--|---------|----------------|--------------------------------|-------------------|------|----------|--|-----------|---------|
| Cabayugan | | Schools | Local | Sabang Elementary School | 1 | | | Damaged classrooms and school gym | 8,200,000 | |
| Salvacion | | Schools | Local | Salvacion Elementary Schools | 1 | | | Damaged classrooms, other infrastructures and school gym | 5,650,000 | |
| Bacungan | | Schools | Local | San Carlos Elementary School | 1 | | | Damaged classrooms, other infrastructures and school gym | 2,100,000 | |
| San Rafael | | Schools | Local | San Rafael Elementary School | 1 | | | Damaged classrooms and other infrastructures | 5,100,000 | |
| Sta Cruz | | Schools | Local | Sta Cruz Elementary School | 1 | | | Damaged classrooms and school gym | 3,650,000 | |
| Bacungan | | Schools | Local | Sta Fe Elementary School | 1 | | | Damaged classrooms, other infrastructures and school gym | 3,650,000 | |
| Tagabinet | | Schools | Local | Tagabinet Elementary School | 1 | | | Damaged classrooms, other infrastructures and school gym | 2,500,000 | |
| Cabayugan | | Schools | Local | Tagnipa Elementary School | 1 | | | Damaged classrooms and school gym | 1,950,000 | |
| Bacungan | | Schools | Local | Taladyong Elementary School | 1 | | | Damaged classrooms, other infrastructures and school gym | 2,500,000 | |
| Tanabag | | Schools | Local | Tanabag Elementary School | 1 | | | Damaged classrooms and school gym | 2,500,000 | |
| Bacungan | | Schools | Local | Bacungan National High School | 1 | | | Damaged classrooms, other infrastructures and school gym | 6,800,000 | |
| Buenavista | | Schools | Local | Buenavista High School | 1 | | | Damaged classrooms, other infrastructures and school gym | 2,850,000 | |
| Cabayugan | | Schools | Local | Cabayugan National High School | 1 | | | Damaged classrooms and other infrastructures | 8,800,000 | |

| REGION PROVINCE CITY /MUNICIPALITY BARANGAY | | TYPE | CLASSIFICATION | INFRASTRUCTURE | NUMBER OF DAMAGED | UNIT | QUANTITY | STATUS | COST(PHP) | REMARKS |
|---|--|---------|----------------|---|-------------------|------|----------|--|------------|--------------------|
| Maruyogon | | Schools | Local | Marcelino A. Javarez National High School | 1 | | | Damaged classrooms and school gym | 10,150,000 | |
| Napsan | | Schools | Local | Napsan National High School | 1 | | | Damaged other infrastructures | 400,000 | |
| Sicsican | | Schools | Local | Sicsican National High School | 1 | | | Damaged school gym | 500,000 | |
| Simpokan | | Schools | Local | Simpokan National High School | 1 | | | Damaged classrooms and school gym | 7,650,000 | |
| Sta Lourdes | | Schools | Local | Sta. Lourdes National High School | 1 | | | Damaged other infrastructures and school gym | 900,000 | |
| Sta Monica | | Schools | Local | Sta Monica High School | 1 | | | Damaged classrooms and school gym | 2,450,000 | |
| Tagabinet | | Schools | Local | Tagabinet High School | 1 | | | Damaged classrooms and school gym | 1,300,000 | |
| Manalo | | Schools | Local | Ubaldo Conde National High School | 1 | | | Damaged other infrastructures | 400,000 | |
| | | Schools | Local | Inagawan Elementary School | 1 | | | Damaged | 7,200,000 | Damaged Classrooms |
| | | Schools | Local | Inagawan Sub-Col. Elementary School | 1 | | | Damaged | 4,800,000 | Damaged Classrooms |
| | | Schools | Local | Iratag Elementary School | 1 | | | Damaged | 4,800,000 | Damaged Classrooms |
| | | Schools | Local | Kamuning Elementary School | 1 | | | Damaged | 6,400,000 | Damaged Classrooms |
| | | Schools | Local | Mangingisda Elementary School | 1 | | | Damaged | 8,000,000 | Damaged Classrooms |
| | | Schools | Local | Mangingisda West Elementary School | 1 | | | Damaged | 4,800,000 | Damaged Classrooms |
| | | Schools | Local | Matahimik-Bucana Elementary School | 1 | | | Damaged | 6,400,000 | Damaged Classrooms |
| | | Schools | Local | Labtay Elementay School - Pag asa Annex | 1 | | | Damaged | 2,400,000 | Damaged Classrooms |
| | | Schools | Local | Anilawan Elementary School | 1 | | | Damaged | 8,000,000 | Damaged Classrooms |
| | | Schools | Local | Babuyan Elementary School | 1 | | | Damaged | 6,400,000 | Damaged Classrooms |

| REGION PROVINCE CITY /MUNICIPALITY BARANGAY | | TYPE | CLASSIFICATION | INFRASTRUCTURE | NUMBER OF DAMAGED | UNIT | QUANTITY | STATUS | COST(PHP) | REMARKS |
|---|----|-----------------------------|----------------|--|-------------------|-------|----------|---------|------------------|--|
| | | Schools | Local | Binduyan Elementary School | 1 | | | Damaged | 3,650,000 | Damaged Classrooms, School Fence/Covered Pathways/Bulletin Board/School Cottages |
| | | Schools | Local | Tagumpay Elementary School | 1 | | | Damaged | 4,800,000 | Damaged classrooms |
| | | Utility Services Facilities | Local | Power/electrification | 1 | | | Damaged | 80,295,630.75 | Damages as of 05 January 2022 1500H; ongoing assessment |
| Roxas | 67 | | | | 67 | | | | 1,507,384,074.07 | |
| Tinitian | | Roads | National | Puerto Princesa North Road (S00030PW) Brgy. Tinitian K0083+700 | 1 | Meter | | Damaged | 0 | -Soil Collapsed 20m width and approximately 60cu.m. -One lane passable to all types of vehicle -Clearing operations still ongoing. |
| Tinitian | | Roads | National | Puerto Princesa North Road (S00030PW) Brgy. Tinitian K0084+250 | 1 | Meter | | Damaged | 0 | -Soil Collapsed 15m width and approximately 100cu.m. -One lane passable to all types of vehicle -Clearing operations still ongoing |
| Tinitian | | Roads | National | Puerto Princesa North Road (S00030PW) Brgy. Tinitian K0084+800 | 1 | Meter | | Damaged | 50,000 | -Soil Collapsed 25m width and approximately 90cu.m. -One lane passable to all types of vehicle -Clearing operations still ongoing. |

| REGION PROVINCE CITY /MUNICIPALITY BARANGAY | | TYPE | CLASSIFICATION | INFRASTRUCTURE | NUMBER OF DAMAGED | UNIT | QUANTITY | STATUS | COST(PHP) | REMARKS |
|---|--|-----------------------|----------------|--|-------------------|-------|----------|-------------------|--------------|---|
| Tinitian | | Roads | National | Puerto Princesa North Road (S00030PW) Brgy. Tinitian K0086+450 | 1 | Meter | | Damaged | 0 | -Soil Collapsed 50m width and approximately 240cu.m. -One lane passable to all types of vehicle -Clearing operations still ongoing. |
| | | Roads | National | Puerto Princesa North Road (S00002PW) | 1 | | | Damaged | 0 | Passable to all types of vehicle |
| | | Government Facilities | Local | Roxas Public Market | 1 | | | Partially damaged | 5,300,000 | Damaged roofing, ceilings, glass panel, polycarbonate panel, roll up doors |
| | | Government Facilities | Local | VRR Gym (Central Evacuation Center) | 1 | | | Partially damaged | 1,150,000 | Damaged roofing, purlins, louver, wall, electrical |
| | | Government Facilities | Local | Power/ Electrification | 1 | | | | 200,000,000 | |
| | | Government Facilities | Local | Drainage System | 1 | | | | 250,000,000 | |
| | | Roads | Local | Road | 1 | | | | 50,000,000 | |
| | | Roads | Local | Barangay Roads and Bridges | 1 | | | | 350,000,000 | |
| | | Government Facilities | Local | Municipal Airstrip | 1 | | | | 50,000,000 | |
| | | Flood control | Local | Breakwater, Retaining Walls | 1 | | | | 400,000,000 | |
| | | Health facilities | Local | Roxas Baptist Hospital | 1 | | | Partially damaged | 0 | |
| | | Health facilities | Local | Roxas Medicare Hospital | 1 | | | Partially damaged | 2,423,703.61 | Damaged roofing, ceiling, gutter, doors |
| | | Health facilities | Local | Barangay Health Sanitation | 1 | | | Damaged | 0 | 70 percent of total barangay health stations have been damaged |
| | | Government Facilities | Local | Barangay Public Markets | 1 | | | Partially damaged | 50,000,000 | 70 percent of barangays have been damaged |
| | | Government Facilities | Local | Coast Guard Station | 1 | | | Partially damaged | 0 | |

| REGION PROVINCE CITY /MUNICIPALITY BARANGAY | | TYPE | CLASSIFICATION | INFRASTRUCTURE | NUMBER OF DAMAGED | UNIT | QUANTITY | STATUS | COST(PHP) | REMARKS |
|---|--|-----------------------|----------------|---|-------------------|------|----------|-------------------|-----------|---|
| | | Government Facilities | Local | MDRRMO Operations Center | 1 | | | Partially damaged | 0 | |
| | | Government Facilities | Local | Barangay Covered Courts | 1 | | | Damaged | 0 | 80 percent of barangay covered courts have been partially and totally damaged |
| | | Schools | Local | Andres Soriano Memorial Elementary School | 1 | | | Damaged | 1,286,973 | Partially damaged covered pathwalk, SPEED Building I, SPEED Building II, Congressional Building (2 storey / 6 classrooms), ALS Building, 3 storey/12 classroom building, HE Building, canteen, MAVS covered court, Classrooms 41, 42, 45, 50-76, school library, preschool buildings (5 classrooms), perimeter fence Totally damaged makeshift buildings (10 classrooms) |
| 1 (Poblacion) | | Government Facilities | Local | PGP Covered Hall | 1 | | | Partially damaged | 700,000 | 80% of roofing was damaged including some purlins |
| 1 (Poblacion) | | Government Facilities | Local | Barangay Stage | 1 | | | Partially damaged | 20,000 | Partially damaged roofing |
| 1 (Poblacion) | | Government Facilities | Local | Barangay Hall | 1 | | | Partially damaged | 15,000 | 10% of roofing was damaged |
| 1 (Poblacion) | | Government Facilities | Local | Solar street lights | 1 | | | Totally damaged | 438,000 | |
| | | Government Facilities | Local | Roxas Feeder Port 2-Storey Building | 1 | | | Partially damaged | 1,250,000 | Damaged roofing, masonry, window glass, ceiling |
| | | Government Facilities | Local | Roxas Feeder Port Collection Booth | 1 | | | Partially damaged | 400,000 | Damaged roofing and ceiling |
| | | Government Facilities | Local | Roxas Feeder Port Ticketing Booth | 1 | | | Partially damaged | 400,000 | Damaged roofing and ceiling |
| | | Government Facilities | Local | Roxas Feeder Port Waiting Shed | 1 | | | Partially damaged | 570,000 | Damaged roofing, wall, footing, carpentry |

| REGION PROVINCE CITY /MUNICIPALITY BARANGAY | | TYPE | CLASSIFICATION | INFRASTRUCTURE | NUMBER OF DAMAGED | UNIT | QUANTITY | STATUS | COST(PHP) | REMARKS |
|---|--|-----------------------|----------------|---|-------------------|------|----------|-------------------|-----------|---|
| | | Government Facilities | Local | Main Terminal Building | 1 | | | Partially damaged | 2,650,000 | Damaged roofing, glass panel, canopy roofing |
| | | Government Facilities | Local | Main Terminal Building JTR Waiting Shed | 1 | | | Partially damaged | 200,000 | Damaged roofing |
| | | Government Facilities | Local | Main Terminal Building Collection Booth | 1 | | | Partially damaged | 70,000 | Damaged roofing and glass panel |
| | | Government Facilities | Local | Main Terminal Building BPLO Building | 1 | | | Partially damaged | 375,000 | Damaged roofing and electrical |
| | | Government Facilities | Local | Main Terminal Building (Shed for Transport Group) | 1 | | | Partially damaged | 42,450.66 | Damaged canopy roofing |
| | | Government Facilities | Local | DA Building (2 storey) | 1 | | | Partially damaged | 130,000 | Damaged roofing, trusses, purlins, electrical |
| | | Government Facilities | Local | DA Building - BFAR Office | 1 | | | Partially damaged | 85,000 | Damaged roofing and ceiling |
| | | Government Facilities | Local | ABC Building | 1 | | | Partially damaged | 30,000 | Damaged roofing |
| | | Government Facilities | Local | Daycare Center / DILG | 1 | | | Partially damaged | 25,000 | Damaged roofing, ceiling, electrical |
| | | Government Facilities | Local | Roxas Ice Plant Ice Making Equipment | 1 | | | Partially damaged | 3,960,000 | Damaged equipment and electrical |
| | | Government Facilities | Local | Roxas Ice Plant Musim Area | 1 | | | Partially damaged | 500,000 | Damaged roofing and electrical |
| | | Government Facilities | Local | Roxas Ice Plant Commercial Building A | 1 | | | Partially damaged | 400,000 | Damaged roofing and electrical |
| | | Government Facilities | Local | Roxas Ice Plant Commercial Building B | 1 | | | Partially damaged | 450,000 | Damaged roofing and electrical |
| | | Government Facilities | Local | Roxas Ice Plant DA Bagsakan | 1 | | | Partially damaged | 500,000 | Damaged roofing and purlins |
| | | Government Facilities | Local | Roxas Ice Plant Bagsakan Area | 1 | | | Partially damaged | 330,000 | Damaged roofing and purlins |
| | | Government Facilities | Local | Tourism Center | 1 | | | Partially damaged | 463,125.2 | Damaged roofing |
| | | Government Facilities | Local | Multipurpose Building (RTC 44) | 1 | | | Partially damaged | 100,000 | Damaged ceiling |
| | | Government Facilities | Local | PNP Building | 1 | | | Partially damaged | 1,400,000 | Damaged roofing and purlins |

| REGION PROVINCE CITY /MUNICIPALITY BARANGAY | | TYPE | CLASSIFICATION | INFRASTRUCTURE | NUMBER OF DAMAGED | UNIT | QUANTITY | STATUS | COST(PHP) | REMARKS |
|---|--|-----------------------|----------------|--|-------------------|------|----------|-------------------|-----------|--|
| | | Government Facilities | Local | Multipurpose Building (MCR) | 1 | | | Partially damaged | 600,000 | Damaged roofing and ceiling |
| | | Government Facilities | Local | Multipurpose Building (Treasury, Accounting) | 1 | | | Partially damaged | 600,000 | Damaged roofing and ceiling |
| | | Government Facilities | Local | Multipurpose Building (COMELEC) | 1 | | | Partially damaged | 600,000 | Damaged roofing and ceiling |
| | | Government Facilities | Local | BFP Building | 1 | | | Partially damaged | 430,000 | Damaged roofing, ceiling, tiles, windows |
| | | Government Facilities | Local | Peoples Park | 1 | | | Partially damaged | 350,000 | Damaged roofing and ceiling of stage, mayor's office extension, GSO office, admin office |
| | | Health facilities | Local | Rural Health Unit | 1 | | | Partially damaged | 484,821.6 | Damaged Roofing Sheets (Existing RHU Building and New RHU Phase 1) and Ceiling |
| | | Government Facilities | Local | Senior Citizens Office | 1 | | | Partially damaged | 600,000 | Damaged roofing and ceiling |
| | | Government Facilities | Local | MPDC / MENRO Building | 1 | | | Partially damaged | 450,000 | Damaged roofing and ceiling |
| | | Government Facilities | Local | SK Building | 1 | | | Partially damaged | 250,000 | Damaged roofing and ceiling |
| | | Government Facilities | Local | Motor Pool Office Stockroom and Parking | 1 | | | Partially damaged | 865,000 | Damaged roofing, walls, carpentry |
| | | Government Facilities | Local | Motor Pool Shed | 1 | | | Partially damaged | 300,000 | Damaged roofing |
| | | Government Facilities | Local | Motor Pool Oil Depot | 1 | | | Partially damaged | 150,000 | Damaged roofing |
| | | Government Facilities | Local | Motor Pool Guard House | 1 | | | Partially damaged | 50,000 | Damaged roofing |
| | | Government Facilities | Local | Slaughter House and Hog Fence | 1 | | | Partially damaged | 350,000 | Damaged roofing |
| | | Government Facilities | Local | Slaughter House Staff House | 1 | | | Partially damaged | 250,000 | Damaged roofing and ceiling |
| | | Government Facilities | Local | Municipal Recovery Facility and Office | 1 | | | Partially damaged | 250,000 | Damaged roofing and ceiling |

| REGION PROVINCE CITY /MUNICIPALITY BARANGAY | | TYPE | CLASSIFICATION | INFRASTRUCTURE | NUMBER OF DAMAGED | UNIT | QUANTITY | STATUS | COST(PHP) | REMARKS |
|---|----|-----------------------------|----------------|---|-------------------|------|----------|-------------------|------------|-----------------------------|
| | | Government Facilities | Local | Municipal Recovery Facility (Composting Facility) | 1 | | | Partially damaged | 60,000 | Damaged roofing and ceiling |
| | | Government Facilities | Local | Roxas Municipal Building | 1 | | | Partially damaged | 30,000 | Damaged roofing |
| | | Utility Services Facilities | Local | Water supply | 1 | | | Damaged | 50,000,000 | |
| | | Utility Services Facilities | Local | Telecommunication | 1 | | | | 75,000,000 | |
| Cagayancillo | 22 | | | | 22 | | | | 9,733,000 | |
| Mampio | | Bridges | Local | Foot Bridge | 1 | | | Partially damaged | 0 | |
| Talaga | | Schools | Local | Talaga Elementary School | 1 | | | Damaged | 460,000 | |
| Nusa | | Schools | Local | Nusa Elementary School | 1 | | | Damaged | 500,000 | |
| Calusa | | Schools | Local | Calusa Elementary School | 1 | | | Damaged | 220,000 | |
| | | Schools | Local | Central Elementary School | 1 | | | Damaged | 180,000 | |
| Magsaysay | | Schools | Local | Magsaysay Elementary School | 1 | | | Damaged | 250,000 | |
| Sta Cruz | | Schools | Local | Sta Cruz Elementary School | 1 | | | Damaged | 60,000 | |
| Mampio | | Schools | Local | Mampio Elementary School | 1 | | | Damaged | 50,000 | |
| | | Schools | Local | Cagayancillo National Highschool | 1 | | | Damaged | 450,000 | |
| | | Chapel/ Church | Local | Cagayancillo Chapel/ Churches | 1 | | | Damaged | 170,000 | |
| | | Bridges | Local | Cagayancillo Foot Bridge | 1 | | | Damaged | 250,000 | |
| | | Government Facilities | Local | Cagayancillo Covered Gym | 1 | | | Damaged | 6,040,000 | |
| | | Rain Water Storage | Local | Cagayancillo Rain Water Storage | 1 | | | Damaged | 240,000 | |
| | | Government Facilities | Local | Cagayancillo Brgy Hall | 1 | | | Damaged | 120,000 | |
| | | Warehouse | Local | Cagayancillo Warehouse | 1 | | | Damaged | 220,000 | |
| | | Government Facilities | Local | Cagayancillo Waiting Shed | 1 | | | Damaged | 10,000 | |

| REGION PROVINCE CITY /MUNICIPALITY BARANGAY | | TYPE | CLASSIFICATION | INFRASTRUCTURE | NUMBER OF DAMAGED | UNIT | QUANTITY | STATUS | COST(PHP) | REMARKS |
|---|----|-----------------------|----------------|------------------------------------|-------------------|------|----------|-------------------|---------------|--------------------------------------|
| | | Government Facilities | Local | Cagayancillo Coastguard Detachment | 1 | | | Damaged | 30,000 | |
| | | Government Facilities | Local | Cagayancillo Legislative Building | 1 | | | Damaged | 100,000 | |
| | | Government Facilities | Local | Cagayancillo Stage Building | 1 | | | Damaged | 110,000 | |
| | | Government Facilities | Local | Cagayancillo School Canteen | 1 | | | Damaged | 3,000 | |
| | | Government Facilities | Local | Cagayancillo Municipal Building | 1 | | | Damaged | 250,000 | |
| | | Government Facilities | Local | Cagayancillo Isolation Center | 1 | | | Damaged | 20,000 | |
| Agutaya | 2 | | | | 5 | | | | 2,500,000 | |
| | | Schools | Local | Schools | 4 | | | Partially damaged | 0 | |
| | | Government Facilities | Local | Government Infrastructure | 1 | | | Damaged | 2,500,000 | |
| San Vicente | 32 | | | | 54 | | | | 23,499,284.23 | |
| | | Tourism Facilities | Local | Le Cou De Tou | 1 | | | Partially damaged | 60,000 | Damaged roofing and ceiling |
| | | Tourism Facilities | Local | Hashtag Tourist Inn | 1 | | | Partially damaged | 5,000 | Damaged roofing and ceiling |
| | | Tourism Facilities | Local | Pisces Tourist Inn | 1 | | | Partially damaged | 10,000 | Damaged kitchen, garden, and ceiling |
| | | Tourism Facilities | Local | Oasis | 1 | | | Partially damaged | 90,000 | Damaged roofing and glass doors |
| | | Tourism Facilities | Local | Besaga | 1 | | | Damaged | 1,000,000 | |
| | | Tourism Facilities | Local | Tres Tequillas | 1 | | | Damaged | 60,000 | |
| | | Tourism Facilities | Local | Bikini Cafe | 1 | | | Damaged | 20,000 | |
| | | Tourism Facilities | Local | JBR | 1 | | | Damaged | 1,500 | |
| | | Tourism Facilities | Local | Cubby's | 1 | | | Damaged | 15,000 | |
| | | Tourism Facilities | Local | Letica Beach Front | 1 | | | Damaged | 580,000 | |
| | | Tourism Facilities | Local | Milanes Beach Front | 1 | | | Damaged | 150,000 | |
| | | Tourism Facilities | Local | Aquario | 1 | | | Damaged | 70,000 | |
| | | Tourism Facilities | Local | Foxy's Beach Resort | 1 | | | Damaged | 700,000 | |
| | | Tourism Facilities | Local | Sunset Beach Resort | 1 | | | Damaged | 400,000 | |
| | | Tourism Facilities | Local | Baywalk Food Court | 1 | | | Damaged | 300,000 | |

| REGION PROVINCE CITY /MUNICIPALITY BARANGAY | | TYPE | CLASSIFICATION | INFRASTRUCTURE | NUMBER OF DAMAGED | UNIT | QUANTITY | STATUS | COST(PHP) | REMARKS |
|---|----|-----------------------|----------------|---|-------------------|------|----------|-------------------|---------------|---|
| | | Sea Tourist Transport | Local | Pumpboats | 23 | | | Damaged | 2,925,000 | |
| Binga | | Roads | Local | Brgy Binga proper to Sitio Cauban | 1 | | | Damaged | 35,000 | |
| | | Roads | Local | Access roads and barangay roads | 1 | | | Damaged | 15,000 | |
| New Canipo | | Roads | Local | Brgy New Canipo main road and access road | 1 | | | Damaged | 30,000 | |
| | | Government Facilities | Local | Municipal Hall | 1 | | | Damaged | 1,500,000 | |
| | | Government Facilities | Local | Legislative Building | 1 | | | Damaged | 1,665,000 | |
| | | Government Facilities | Local | LIGA Building | 1 | | | Damaged | 965,000 | |
| | | Government Facilities | Local | Municipal Engineering Office | 1 | | | Damaged | 319,207 | |
| | | Government Facilities | Local | Motorpool Building | 1 | | | Damaged | 3,500,000 | |
| | | Government Facilities | Local | San Vicente Ligtas COVID Facility | 1 | | | Damaged | 171,782.4 | Damaged Roofing Sheets and Roofing of Comfort Rooms |
| | | Government Facilities | Local | COMELEC Building | 1 | | | Damaged | 20,000 | |
| | | Government Facilities | Local | Gym | 1 | | | Damaged | 5,555,000 | |
| | | Government Facilities | Local | Public Market | 1 | | | Damaged | 340,000 | |
| | | Government Facilities | Local | Street Lights | 1 | | | Damaged | 450,000 | |
| | | Government Facilities | Local | Parking Area | 1 | | | Damaged | 100,000 | |
| | | Health facilities | Local | San Vicente District Hospital | 1 | | | Partially damaged | 2,339,240.73 | Damaged Roofing, Ceiling and Broken Glass Doors |
| | | Health facilities | Local | San Vicente Rural Health Unit | 1 | | | Damaged | 107,554.1 | Damaged Roofing Sheets, Ceiling and Doors |
| Taytay | 17 | | | | 17 | | | | 11,935,476.64 | |
| | | Health facilities | Local | Northern Palawan Provincial Hospital | 1 | | | Partially damaged | 2,245,476.64 | Damaged roofing, ceiling, doors |

| REGION PROVINCE CITY /MUNICIPALITY BARANGAY | | TYPE | CLASSIFICATION | INFRASTRUCTURE | NUMBER OF DAMAGED | UNIT | QUANTITY | STATUS | COST(PHP) | REMARKS |
|---|---|-----------------------|----------------|--------------------------------|-------------------|------|----------|-----------------|-----------|--|
| | | Tourism Facilities | Local | Casa Rosa | 1 | | | Damaged | 800,000 | 4 cottages partially damaged, landscaping damages |
| | | Tourism Facilities | Local | Noa Noa Island Hotel | 1 | | | Damaged | 2,000,000 | Damage to main house, cottages, and restaurant |
| | | Tourism Facilities | Local | Flower Island Resort | 1 | | | Damaged | 1,500,000 | Damage to cottages, landscaping, and sea wall |
| | | Tourism Facilities | Local | Floral Talacanen Island Resort | 1 | | | Damaged | 500,000 | Damage to cottages, electrical, roofing, water tank |
| | | Sea Tourist Transport | Local | Tourist Boat (MBCA ChenJun 2) | 1 | | | Damaged | 60,000 | Sunk and sustained damages |
| | | Tourism Facilities | Local | Apulit Island Resort | 1 | | | Damaged | 3,500,000 | Damage to roofing and walkways of 5 cottages and landscaping |
| | | Tourism Facilities | Local | Odyssa Guest House | 1 | | | Damaged | 300,000 | 8 cottages with blown out roof |
| | | Tourism Facilities | Local | Chrysiane Lodge | 1 | | | Damaged | 120,000 | Damage to roof and walls |
| | | Sea Tourist Transport | Local | Tourist Boat (Justine Mae) | 1 | | | Damaged | 20,000 | Damage to stern and outriggers |
| | | Tourism Facilities | Local | Pems Pension House | 1 | | | Damaged | 300,000 | Damage to roofing and landscaping |
| | | Tourism Facilities | Local | Josil Pension | 1 | | | Damaged | 50,000 | Damage to roofing and landscaping |
| | | Tourism Facilities | Local | Dream Resort | 1 | | | Damaged | 400,000 | Damage to landscaping and restaurant roof |
| | | Tourism Facilities | Local | Tay Lelong's Pension House | 1 | | | Damaged | 20,000 | Damage to cottage and landscaping |
| | | Tourism Facilities | Local | Seacret Lodge | 1 | | | Damaged | 50,000 | Damage to roof and walls |
| | | Tourism Facilities | Local | Bebs Ann Apartelle | 1 | | | Damaged | 50,000 | Damage to roof and awning |
| | | Sea Tourist Transport | Local | Tourist Boat (MBCA Adrian) | 1 | | | Damaged | 20,000 | Damage to keel and outriggers |
| Coron | 7 | | | | 7 | | | | 0 | |
| Banuang | | Schools | Local | Brgy Banuang ALS Classroom | 1 | | | Totally damaged | 0 | |

| REGION PROVINCE CITY /MUNICIPALITY BARANGAY | | TYPE | CLASSIFICATION | INFRASTRUCTURE | NUMBER OF DAMAGED | UNIT | QUANTITY | STATUS | COST(PHP) | REMARKS |
|---|----|-----------------------|----------------|---|-------------------|------|----------|-------------------|------------|---------|
| Banuang | | Government Facilities | Local | Brgy Banuang Multipurpose Building | 1 | | | Totally damaged | 0 | |
| Banuang | | Schools | Local | Brgy Banuang Elementary School Stage | 1 | | | Totally damaged | 0 | |
| Banuang | | Government Facilities | Local | Brgy Banuang Waiting Shed | 1 | | | Partially damaged | 0 | |
| Cabugao | | Flood control | Local | Brgy Cabugao Sea Wall | 1 | | | Partially damaged | 0 | |
| Poblacion 3 | | Government Facilities | Local | Brgy Poblacion 3 Wooden Boat Landing | 1 | | | Totally damaged | 0 | |
| Tagumpay | | Schools | Local | Bayo Bayo Elementary School | 1 | | | Totally damaged | 0 | |
| Cuyo | 26 | | | | 26 | | | | 18,525,000 | |
| | | Government Facilities | Local | COMELEC Building | 1 | | | Damaged | 4,000,000 | |
| | | Government Facilities | Local | Covered Gym | 1 | | | Damaged | 500,000 | |
| | | Government Facilities | Local | Gym Concrete Fence | 1 | | | Damaged | 15,000 | |
| | | Government Facilities | Local | SJA Concrete Fence | 1 | | | Damaged | 20,000 | |
| | | Government Facilities | Local | Multipurpose Building | 1 | | | Damaged | 100,000 | |
| | | Schools | Local | Cuyo Central School Building | 1 | | | Damaged | 100,000 | |
| | | Schools | Local | Cuyo Central School Fence | 1 | | | Damaged | 15,000 | |
| | | Schools | Local | Pawa National High School Lubid Extension | 1 | | | Damaged | 700,000 | |
| | | Schools | Local | Lubid Elementary School | 1 | | | Damaged | 500,000 | |
| | | Health facilities | Local | Health Center | 1 | | | Damaged | 100,000 | |
| | | Government Facilities | Local | Barangay Hall | 1 | | | Damaged | 50,000 | |
| | | Schools | Local | San Carlos School Buildings | 1 | | | Damaged | 1,000,000 | |
| | | Government Facilities | Local | Waiting Shed | 1 | | | Damaged | 25,000 | |
| | | Church | Local | Caponayan Church | 1 | | | Damaged | 50,000 | |

| REGION PROVINCE CITY /MUNICIPALITY BARANGAY | | TYPE | CLASSIFICATION | INFRASTRUCTURE | NUMBER OF DAMAGED | UNIT | QUANTITY | STATUS | COST(PHP) | REMARKS |
|---|----|-----------------------|----------------|---|-------------------|------|----------|-------------------|-------------|-----------------------------|
| | | Government Facilities | Local | Isolation Facility | 1 | | | Damaged | 1,000,000 | |
| | | Schools | Local | Caponayan Elementary School | 1 | | | Damaged | 500,000 | |
| | | Church | Local | Campo Church | 1 | | | Damaged | 200,000 | |
| | | Church | Local | EI Shaddai Church | 1 | | | Damaged | 400,000 | |
| | | Government Facilities | National | NAPOCOR Power Plant | 1 | | | Damaged | 100,000 | |
| Funda | | Government Facilities | Local | Funda Mini Wharf | 1 | | | Damaged | 1,000,000 | |
| Cabigsing | | Flood control | Local | Cabigsing Breakwater | 1 | | | Damaged | 3,000,000 | |
| Manamoc | | Flood control | Local | Manamoc Breakwater | 1 | | | Damaged | 5,000,000 | |
| | | Government Facilities | Local | Stage, waiting shed, purok centers | 1 | | | Damaged | 150,000 | |
| | | Government Facilities | Local | Cuyo Covered Gym | 1 | | | | 0 | |
| | | Government Facilities | Local | Barangay Catadman Multipurpose Building | 1 | | | | 0 | |
| | | Health facilities | Local | Cuyo District Hospital | 1 | | | Partially Damaged | 0 | Damaged Roofing and Ceiling |
| Araceli | 24 | | | | 35 | | | | 146,585,000 | |
| | | Schools | Local | School Buildings | 1 | | | Damaged | 60,000,000 | |
| | | Health facilities | Local | Hospitals | 1 | | | Damaged | 20,000,000 | |
| | | Health facilities | Local | Health Center | 1 | | | Damaged | 500,000 | |
| | | Government Facilities | Local | Feeder Port | 1 | | | Damaged | 1,000,000 | |
| | | Roads | Local | Road and Bridges | 1 | | | Damaged | 10,000,000 | |
| | | Government Facilities | Local | Electrical Posts | 1 | | | Damaged | 12,000,000 | |
| | | Government Facilities | Local | Old Municipal Hall | 1 | | | Damaged | 5,000,000 | |
| | | Government Facilities | Local | Covered Court | 1 | | | Damaged | 22,000,000 | |
| | | Government Facilities | Local | Municipal Stage | 1 | | | Damaged | 100,000 | |
| | | Government Facilities | Local | Motorpool | 1 | | | Damaged | 200,000 | |

| REGION PROVINCE CITY /MUNICIPALITY BARANGAY | | TYPE | CLASSIFICATION | INFRASTRUCTURE | NUMBER OF DAMAGED | UNIT | QUANTITY | STATUS | COST(PHP) | REMARKS |
|---|----|-----------------------------|----------------|--|-------------------|------|----------|-----------------|------------|--|
| | | Government Facilities | Local | Municipal Women's Crisis Center | 1 | | | Damaged | 200,000 | |
| | | Utility Services Facilities | Local | Municipal Water System Building | 1 | | | Damaged | 100,000 | |
| | | Government Facilities | Local | RIC Building | 1 | | | Damaged | 300,000 | |
| | | Government Facilities | Local | Port Terminal Building | 1 | | | Damaged | 500,000 | |
| | | Government Facilities | Local | Municipal Public Market | 1 | | | Damaged | 1,000,000 | |
| | | Government Facilities | National | PCG Sub-Station | 1 | | | Damaged | 500,000 | |
| | | Government Facilities | Local | Municipal Campanario Park | 1 | | | Damaged | 1,000,000 | |
| | | Government Facilities | Local | Legislative Building | 1 | | | Damaged | 1,000,000 | |
| | | Government Facilities | Local | Municipal Power House | 1 | | | Damaged | 100,000 | |
| | | Church | Local | Catholic Church | 1 | | | Damaged | 200,000 | |
| | | Government Facilities | Local | Day Care Center | 1 | | | Damaged | 250,000 | |
| | | Government Facilities | Local | Bahay Tuluyan | 1 | | | Damaged | 400,000 | |
| | | Government Facilities | Local | Barangay Hall | 1 | | | Damaged | 9,000,000 | |
| | | Tourism Facilities | Local | Tourism Sites and Accommodation Establishments | 12 | | | Damaged | 1,235,000 | Totally damaged cottages and rooms, damaged roofs, no power, and no internet |
| Kalayaan | 29 | | | | 30 | | | | 38,600,000 | |
| | | Government Facilities | Local | Municipal Building | 1 | | | Damaged | 850,000 | Damaged roofing, ceiling, doors, windows |
| | | Government Facilities | Local | Pasalubong Center | 1 | | | Totally damaged | 2,100,000 | |
| | | Government Facilities | Local | Training Center | 1 | | | Damaged | 350,000 | Damaged roofing, ceiling, windows |
| | | Government Facilities | Local | Police Station | 1 | | | Damaged | 200,000 | Damaged roofing, ceiling, doors, windows |
| | | Government Facilities | Local | Public Toilet and Handwashing Facility | 1 | | | Damaged | 750,000 | Damaged roofing, ceiling, windows, painting |

| REGION PROVINCE CITY /MUNICIPALITY BARANGAY | | TYPE | CLASSIFICATION | INFRASTRUCTURE | NUMBER OF DAMAGED | UNIT | QUANTITY | STATUS | COST(PHP) | REMARKS |
|---|--|-----------------------------|----------------|-------------------------|-------------------|------|----------|-------------------|-----------|---|
| | | Government Facilities | Local | Isolation Facility | 1 | | | Damaged | 850,000 | Damaged roofing, ceiling, windows |
| | | Government Facilities | Local | Water Refilling Station | 1 | | | Damaged | 700,000 | Totally damaged building and partially damaged equipment |
| | | Government Facilities | Local | Elevated Water Tank | 1 | | | Damaged | 50,000 | PVC tank damaged |
| | | Health facilities | Local | Health Center | 1 | | | Damaged | 500,000 | Damaged roofing, ceiling, doors, windows |
| | | Government Facilities | Local | Evacuation Center | 1 | | | Damaged | 200,000 | Damaged windows, staircase roofing |
| | | Government Facilities | Local | Covered Court | 1 | | | Damaged | 200,000 | Damaged roofing |
| | | Government Facilities | Local | Engineering Building | 1 | | | Damaged | 500,000 | Damaged roofing, doors, windows |
| | | Government Facilities | Local | Green House | 1 | | | Totally damaged | 500,000 | |
| | | Schools | Local | School Buildings | 2 | | | Damaged | 1,600,000 | 1 unit totally damaged, 1 unit 60 percent damaged |
| | | Government Facilities | Local | Warehouse / Stock Room | 1 | | | Damaged | 350,000 | Damaged roofing, doors, windows |
| | | Government Facilities | Local | Staff House | 1 | | | Damaged | 1,000,000 | Damaged roofing, doors, windows |
| | | Government Facilities | Local | Transient House | 1 | | | Damaged | 200,000 | Damaged roofing and ceiling |
| | | Government Facilities | Local | Day Care Center | 1 | | | Totally damaged | 1,000,000 | |
| | | Government Facilities | Local | Sheltered Port | 1 | | | Damaged | 300,000 | Damaged docking area |
| | | Government Facilities | Local | Enclosed Solar Dryer | 1 | | | Partially damaged | 750,000 | |
| | | Utility Services Facilities | Local | Power House | 1 | | | Damaged | 700,000 | Damaged roofing, ceiling, doors, windows |
| | | Utility Services Facilities | Local | Solar Power Plant | 1 | | | Partially damaged | 500,000 | |
| | | Utility Services Facilities | Local | NAPOCOR Facilities | 1 | | | Damaged | 8,000,000 | Not operational due to damaged posts and electrical lines |

| REGION PROVINCE CITY /MUNICIPALITY BARANGAY | | TYPE | CLASSIFICATION | INFRASTRUCTURE | NUMBER OF DAMAGED | UNIT | QUANTITY | STATUS | COST(PHP) | REMARKS |
|---|----|-----------------------------|----------------|--|-------------------|------|----------|-------------------|------------|----------------------------|
| | | Government Facilities | Local | Multipurpose Building | 1 | | | Damaged | 200,000 | Damaged doors, windows |
| | | Government Facilities | Local | Livelihood Training Center | 1 | | | Partially damaged | 500,000 | |
| | | Utility Services Facilities | Local | SMART Telecommunication Facilities | 1 | | | Partially damaged | 500,000 | |
| | | Government Facilities | National | Coast Guard Station | 1 | | | Totally damaged | 5,000,000 | |
| | | Government Facilities | National | Military Facilities | 1 | | | Partially damaged | 10,000,000 | |
| | | Government Facilities | National | Community Fish landing Facility (BFAR) | 1 | | | Damaged | 250,000 | |
| Magsaysay | 11 | | | | 11 | | | | 17,000,000 | |
| | | Schools | Local | Magsaysay Central School | 1 | | | Partially damaged | 1,300,000 | 2 buildings (3 classrooms) |
| | | Schools | Local | Alcoba Elementary School | 1 | | | Totally damaged | 3,500,000 | 1 building (3 classrooms) |
| | | Schools | Local | Cocoro High School | 1 | | | Totally damaged | 3,500,000 | 1 building (3 classrooms) |
| | | Schools | Local | Balaguen Elementary School | 1 | | | Partially damaged | 500,000 | 1 building (1 classroom) |
| | | Government Facilities | Local | Day Care Center | 1 | | | Partially damaged | 500,000 | 1 building (1 room) |
| | | Government Facilities | Local | Covered Gym | 1 | | | Totally damaged | 5,000,000 | |
| | | Government Facilities | Local | Barangay Stage | 1 | | | Partially damaged | 200,000 | |
| | | Health facilities | Local | Health Center | 1 | | | Partially damaged | 500,000 | |
| | | Government Facilities | Local | Alcoba Mini Wharf | 1 | | | Partially damaged | 500,000 | |
| | | Church | Local | Intigban Catholic Church | 1 | | | Totally damaged | 1,000,000 | |
| | | Church | Local | Alcoba Catholic Church | 1 | | | Partially damaged | 500,000 | |
| Sofronio Española | 2 | | | | 2 | | | | 105,000 | |
| | | Government Facilities | Local | Government Centers | 1 | | | Damaged | 30,000 | |
| | | Schools | Local | Schools | 1 | | | Damaged | 75,000 | |
| El Nido (Bacuit) | 16 | | | | 18 | | | | 1,640,000 | |
| Sibaltan | | Schools | Local | Sibaltan Elementary School | 1 | | | Damaged | 100,000 | Damaged / collapsed stage |

| REGION PROVINCE CITY /MUNICIPALITY BARANGAY | | TYPE | CLASSIFICATION | INFRASTRUCTURE | NUMBER OF DAMAGED | UNIT | QUANTITY | STATUS | COST(PHP) | REMARKS |
|---|-----|-----------------------|----------------|---|-------------------|------|----------|--|------------|--------------------------------------|
| Corong-Corong | | Church | Local | Chapel | 1 | | | Damaged | 0 | Damaged roofing |
| Manlag | | Government Facilities | Local | SK Bulding and Manlag National High School | 2 | | | Damaged | 200,000 | Damaged roofing |
| Bebeladan | | Government Facilities | Local | Covered Court | 1 | | | Damaged | 100,000 | Damaged roofing |
| Bebeladan | | Roads | Local | Barangay Road | 1 | | | Damaged | 100,000 | Damaged due to falling debris |
| Bucana | | Bridges | Local | Hanging Bridge | 1 | | | Damaged | 100,000 | Damaged column |
| Bucana | | Church | Local | Chapel | 1 | | | Damaged | 10,000 | |
| Villa Libertad | | Government Facilities | Local | Evacuation Center | 1 | | | Damaged | 100,000 | Damaged roofing |
| New Ibajay | | Schools | Local | New Ibajay Elementary School | 1 | | | Damaged | 100,000 | Damaged wall of school canteen |
| New Ibajay | | Schools | Local | School Canteen | 1 | | | Damaged | 50,000 | Damaged wall made of light materials |
| New Ibajay | | Church | Local | Chapel | 1 | | | Damaged | 10,000 | Damaged roofing |
| Barutoan | | Bridges | Local | Yokoton Bridge | 1 | | | Damaged | 150,000 | |
| Aberawan | | Government Facilities | Local | Sitio Simpian and Langeb Langeban Purok Halls | 2 | | | Damaged | 20,000 | |
| New Ibajay | | Schools | Local | Elementary School | 1 | | | Damaged | 50,000 | Damaged roofing |
| Villa Libertad | | Bridges | Local | Concrete Bridge | 1 | | | Damaged | 500,000 | |
| Villa Libertad | | Government Facilities | Local | Bat-Bat Stage | 1 | | | Damaged | 50,000 | Damaged roofing |
| Dumaran | 136 | | | | 139 | | | | 54,271,500 | |
| Bohol | | Schools | Local | Bohol National High School | 1 | | | Damaged buildings, stage,gym, toilets, canteen and offices | 260,000 | |
| Bohol | | Government Facilities | Local | Brgy Stage | 1 | | | Damaged | 30,000 | |
| Bohol | | Government Facilities | Local | Brgy. Hall | 1 | | | Damaged | 50,000 | |
| Bohol | | Government Facilities | Local | Lucky Angel Day Care | 1 | | | Damaged | 15,000 | |
| Bohol | | Schools | Local | Bohol Elementary School | 1 | | | Damaged school buildings | 4,525,000 | |
| Bohol | | Schools | Local | Pedro Navarro Elementary School | 1 | | | Damaged school buildings, stage , office, canteed and school fence | 1,655,000 | |

| REGION PROVINCE CITY /MUNICIPALITY BARANGAY | | TYPE | CLASSIFICATION | INFRASTRUCTURE | NUMBER OF DAMAGED | UNIT | QUANTITY | STATUS | COST(PHP) | REMARKS |
|---|--|-----------------------|----------------|---------------------------------|-------------------|------|----------|---------|-----------|---------|
| Sto. Tomas | | Schools | Local | Sto. Tomas Elementary School | 1 | | | Damaged | 1,550,000 | |
| Sto. Tomas | | Government Facilities | Local | Sto. Tomas Day Care Center | 1 | | | Damaged | 10,000 | |
| Sto. Tomas | | Health facilities | Local | Brgy. Health Station | 1 | | | Damaged | 25,000 | |
| Sto. Tomas | | Government Facilities | Local | Brgy. Isolation Building | 1 | | | Damaged | 15,000 | |
| Sto. Tomas | | Government Facilities | Local | Mini Market | 1 | | | Damaged | 15,000 | |
| Sto. Tomas | | Government Facilities | Local | Brgy stage and grandstand | 1 | | | Damaged | 80,000 | |
| Sto. Tomas | | Government Facilities | Local | Senior Citizen Building | 1 | | | Damaged | 15,000 | |
| Sto. Tomas | | Government Facilities | Local | Brgy. Storage Facility | 1 | | | Damaged | 50,000 | |
| Calasag | | Schools | Local | Calasag Elementary School | 1 | | | Damaged | 40,000 | |
| Calasag | | Government Facilities | Local | Brgy. Hall | 1 | | | Damaged | 225,000 | |
| Calasag | | Health facilities | Local | Brgy. Health Center | 1 | | | Damaged | 10,000 | |
| Calasag | | Government Facilities | Local | SK Hall | 1 | | | Damaged | 25,000 | |
| Catep | | Government Facilities | Local | Gymnasium | 1 | | | Damaged | 100,000 | |
| Catep | | Schools | Local | Catep Elementary School | 1 | | | Damaged | 225,000 | |
| Catep | | Government Facilities | Local | Senior Citizen Building | 1 | | | Damaged | 7,500 | |
| Catep | | Government Facilities | Local | Waiting shed and brgy. outpost | 1 | | | Damaged | 80,000 | |
| Catep | | Government Facilities | Local | Microscopist Building | 1 | | | Damaged | 100,000 | |
| Catep | | Government Facilities | Local | Evacuation Center | 1 | | | Damaged | 200,000 | |
| Bacao | | Schools | Local | So Nagpadalan Elementary School | 1 | | | Damaged | 300,000 | |
| Bacao | | Flood control | Local | So. Nagadalan Day Care Center | 1 | | | Damaged | 300,000 | |
| Bacao | | Schools | Local | Bacao National High School | 1 | | | Damaged | 1,500,000 | |
| Bacao | | Schools | Local | Bacao Elementary School | 1 | | | Damaged | 380,000 | |

| REGION PROVINCE CITY /MUNICIPALITY BARANGAY | | TYPE | CLASSIFICATION | INFRASTRUCTURE | NUMBER OF DAMAGED | UNIT | QUANTITY | STATUS | COST(PHP) | REMARKS |
|---|--|-----------------------------|----------------|------------------------------|-------------------|------|----------|---------|-----------|--|
| Bacao | | Government Facilities | Local | Stage and Public Toilet | 1 | | | Damaged | 80,000 | |
| Bacao | | Government Facilities | Local | Brgy. Hall | 1 | | | Damaged | 15,000 | |
| Bacao | | Government Facilities | Local | Senior Citizen Building | 1 | | | Damaged | 120,000 | |
| Poblacion | | Utility Services Facilities | Local | Power line | 1 | | | Damaged | 500,000 | |
| Poblacion | | Schools | Local | Dumaran National High School | 1 | | | Damaged | 239,000 | Damaged stage, building, school Library, stock room, guard house and hand washing facility |
| Poblacion | | Schools | Local | Dumaran Central School | 1 | | | Damaged | 1,821,000 | Damaged district office, stock room, buidling and stage |
| Poblacion | | Government Facilities | Local | Barangay Stage | 1 | | | Damaged | 150,000 | |
| Poblacion | | Government Facilities | Local | Main Building | 1 | | | Damaged | 450,000 | Damaged rooftop |
| Poblacion | | Government Facilities | Local | Building II | 1 | | | Damaged | 300,000 | |
| Poblacion | | Government Facilities | Local | SB Building | 1 | | | Damaged | 100,000 | |
| Poblacion | | Government Facilities | Local | MDRRM Building | 1 | | | Damaged | 100,000 | |
| Poblacion | | Government Facilities | Local | Gym, Grandstand, Stage | 1 | | | Damaged | 500,000 | |
| Poblacion | | Government Facilities | Local | Evacuation Center (near gym) | 1 | | | Damaged | 190,000 | |
| Poblacion | | Government Facilities | Local | Manpower Development Center | 1 | | | Damaged | 175,000 | |
| Poblacion | | Government Facilities | Local | ABC Building | 1 | | | Damaged | 300,000 | |
| Poblacion | | Government Facilities | Local | DILG Building | 1 | | | Damaged | 80,000 | |
| Poblacion | | Government Facilities | Local | Comelec Building | 1 | | | Damaged | 180,000 | |
| Poblacion | | Government Facilities | Local | Tourism Building | 1 | | | Damaged | 30,000 | |
| Poblacion | | Government Facilities | Local | Isolation Building | 1 | | | Damaged | 500,000 | |

| REGION PROVINCE CITY /MUNICIPALITY BARANGAY | | TYPE | CLASSIFICATION | INFRASTRUCTURE | NUMBER OF DAMAGED | UNIT | QUANTITY | STATUS | COST(PHP) | REMARKS |
|---|--------------|-----------------------|----------------|-----------------------------------|-------------------|------|----------|---------|-----------|--|
| | Poblacion | Government Facilities | Local | Engineering Building | 1 | | | Damaged | 50,000 | |
| | Danleg | Schools | Local | Danleg National High School | 1 | | | Damaged | 1,800,000 | |
| | Danleg | Schools | Local | Dalmacio Sadio Elementary School | 1 | | | Damaged | 644,000 | |
| | Danleg | Government Facilities | Local | Municipal Sub Office | 1 | | | Damaged | 50,000 | |
| | Danleg | Government Facilities | Local | Fire Station | 1 | | | Damaged | 50,000 | |
| | Danleg | Government Facilities | Local | Isolation Building | 1 | | | Damaged | 100,000 | |
| | Danleg | Government Facilities | Local | ABC Building | 1 | | | Damaged | 100,000 | |
| | Danleg | Government Facilities | Local | Danleg Covered Gym | 1 | | | Damaged | 50,000 | |
| | Danleg | Health facilities | Local | Barangay Health Station | 1 | | | Damaged | 5,000 | |
| | Danleg | Schools | Local | Danleg Elementary School | 1 | | | Damaged | 1,500,000 | Damage to Principal Office |
| | Danleg | Schools | Local | School Stage | 1 | | | Damaged | 100,000 | |
| | Danleg | Schools | Local | Classroom 4 | 1 | | | Damaged | 200,000 | |
| | Danleg | Schools | Local | Other School Facilities | 1 | | | Damaged | 50,000 | |
| | Danleg | Schools | Local | School Clinic | 1 | | | Damaged | 150,000 | |
| | Danleg | Government Facilities | Local | Buligay Children's Park | 1 | | | Damaged | 50,000 | |
| | Sta Teresita | Government Facilities | Local | Public Market | 1 | | | Damaged | 500,000 | |
| | Sta Teresita | Flood control | Local | Sea Wall | 1 | | | Damaged | 800,000 | |
| | Sta Teresita | Schools | Local | Sta Teresita National High School | 1 | | | Damaged | 202,000 | Damage to stage, 2-storey 8-classroom building, 3-storey 12-classroom building, 1-classroom building |
| | Sta Teresita | Schools | Local | Malague Elementary School | 1 | | | Damaged | 638,000 | |
| | Sta Teresita | Schools | Local | Nala Elementary School | 1 | | | Damaged | 1,032,000 | |
| | Sta Teresita | Schools | Local | Sta Teresita Elementary School | 1 | | | Damaged | 2,000,000 | |

| REGION PROVINCE CITY /MUNICIPALITY BARANGAY | | TYPE | CLASSIFICATION | INFRASTRUCTURE | NUMBER OF DAMAGED | UNIT | QUANTITY | STATUS | COST(PHP) | REMARKS |
|--|--|--------------------------|----------------|--|----------------------|------|----------|---------|-----------|-----------------------|
| Sta Teresita | | Schools | Local | Magsasaka Elementary School | 1 | | | Damaged | 30,000 | |
| Capayas | | Government Facilities | Local | Stage | 1 | | | Damaged | 30,000 | |
| Capayas | | Government Facilities | Local | Isolation Building | 1 | | | Damaged | 20,000 | |
| Capayas | | Government Facilities | Local | Sitio Hall | 1 | | | Damaged | 15,000 | |
| Capayas | | Schools | Local | Aguinaldo Elementary School | 1 | | | Damaged | 77,000 | |
| Capayas | | Schools | Local | Capayas High School | 1 | | | Damaged | 300,000 | |
| Capayas | | Schools | Local | Capayas Elementary School | 1 | | | Damaged | 350,000 | |
| Capayas | | Government Facilities | Local | Barangay Hall | 1 | | | Damaged | 5,000 | |
| Capayas | | Government Facilities | Local | Water Tank Concrete Fence | 1 | | | Damaged | 15,000 | |
| Capayas | | Schools | Local | Dumaran Main Land National High School Capayas Extension | 1 | | | Damaged | 5,000,000 | |
| Sta Maria | | Government Facilities | Local | Gym | 1 | | | Damaged | 350,000 | |
| Sta Maria | | Government Facilities | Local | Peace and Glory Day Care Center | 1 | | | Damaged | 20,000 | |
| Sta Maria | | Government Facilities | Local | Grand Stand | 1 | | | Damaged | 10,000 | |
| Sta Maria | | Schools | Local | Sta Maria National High School | 1 | | | Damaged | 68,000 | |
| Sta Maria | | Schools | Local | Sta Maria Elementary School | 1 | | | Damaged | 700,000 | |
| Sta Maria | | Schools | Local | Tagumpay Elementary School | 1 | | | Damaged | 4,800,000 | Damaged classrooms |
| Sta Maria | | Government Facilities | Local | Day Care Center | 1 | | | Damaged | 50,000 | |
| Sta Maria | | Government Facilities | Local | Tagumpay Purok Stage | 1 | | | Damaged | 150,000 | |
| Sta Maria | | Government Facilities | Local | Calait Purok Stage | 1 | | | Damaged | 30,000 | |
| Sta Maria | | Government Facilities | Local | Maundal Purok Stage and Court | 1 | | | Damaged | 40,000 | |

| REGION PROVINCE CITY /MUNICIPALITY BARANGAY | | TYPE | CLASSIFICATION | INFRASTRUCTURE | NUMBER OF DAMAGED | UNIT | QUANTITY | STATUS | COST(PHP) | REMARKS |
|---|--|-----------------------------|----------------|----------------------------------|-------------------|------|----------|---------|-----------|---------|
| Ilian | | Schools | Local | Ilian National High School | 1 | | | Damaged | 950,000 | |
| Ilian | | Schools | Local | Ilian Elementary School | 1 | | | Damaged | 278,000 | |
| Ilian | | Government Facilities | Local | Evacuation Center | 1 | | | Damaged | 30,000 | |
| Ilian | | Government Facilities | Local | BDRRM Office | 1 | | | Damaged | 10,000 | |
| Ilian | | Schools | Local | Catama National High School | 1 | | | Damaged | 656,000 | |
| Ilian | | Schools | Local | Latungay Elementary School | 1 | | | Damaged | 70,000 | |
| Ilian | | Schools | Local | School Stage and Mini Gym | 1 | | | Damaged | 30,000 | |
| Ilian | | Government Facilities | Local | Day Care Center | 1 | | | Damaged | 20,000 | |
| Ilian | | Health facilities | Local | Health Center | 1 | | | Damaged | 40,000 | |
| Ilian | | Government Facilities | Local | Latungay Sitio Hall | 1 | | | Damaged | 20,000 | |
| Ilian | | Utility Services Facilities | Local | Latungay Power House | 1 | | | Damaged | 50,000 | |
| Ilian | | Schools | Local | Catama School Stage and Mini Gym | 1 | | | Damaged | 300,000 | |
| Ilian | | Schools | Local | Catama Elementary School | 1 | | | Damaged | 320,000 | |
| Ilian | | Government Facilities | Local | Catama Stage | 1 | | | Damaged | 70,000 | |
| Ilian | | Government Facilities | Local | Old Day Care Center | 1 | | | Damaged | 25,000 | |
| Culasian | | Government Facilities | Local | Gym | 1 | | | Damaged | 3,000,000 | |
| Culasian | | Government Facilities | Local | Barangay Hall | 1 | | | Damaged | 300,000 | |
| Culasian | | Schools | Local | Culasian Elementary School | 1 | | | Damaged | 400,000 | |
| Culasian | | Government Facilities | Local | Purok Pag-asa Stage | 1 | | | Damaged | 60,000 | |
| Culasian | | Schools | Local | San Jose Elementary School | 1 | | | Damaged | 150,000 | |
| Magsaysay | | Schools | Local | Magsaysay National High School | 1 | | | Damaged | 300,000 | |

| REGION PROVINCE CITY /MUNICIPALITY BARANGAY | | TYPE | CLASSIFICATION | INFRASTRUCTURE | NUMBER OF DAMAGED | UNIT | QUANTITY | STATUS | COST(PHP) | REMARKS |
|---|--|-----------------------|----------------|---------------------------------|-------------------|------|----------|---------|-----------|----------------------------------|
| Magsaysay | | Schools | Local | Magsaysay Elementary School | 1 | | | Damaged | 20,000 | |
| Magsaysay | | Government Facilities | Local | Gym | 1 | | | Damaged | 200,000 | |
| Magsaysay | | Government Facilities | Local | Isolation Facility | 1 | | | Damaged | 50,000 | |
| Magsaysay | | Schools | Local | Sitio Commynite School Building | 1 | | | Damaged | 500,000 | Damage to 2 unit school building |
| Magsaysay | | Schools | Local | Pantalan Elementary School | 1 | | | Damaged | 1,500,000 | |
| Magsaysay | | Schools | Local | Commynite Elementary School | 1 | | | Damaged | 1,500,000 | |
| Tanatanaon | | Schools | Local | Manggahan Elementary School | 1 | | | Damaged | 750,000 | |
| Tanatanaon | | Government Facilities | Local | Gym | 1 | | | Damaged | 75,000 | |
| Tanatanaon | | Schools | Local | Tanatanaon Elementary School | 1 | | | Damaged | 480,000 | |
| Itangil | | Schools | Local | Classrooms | 4 | | | Damaged | 50,000 | 2 storey building |
| Itangil | | Schools | Local | School canteen | 1 | | | Damaged | 10,000 | |
| Itangil | | Government Facilities | Local | SK Building | 1 | | | Damaged | 5,000 | |
| Itangil | | Government Facilities | Local | Bahay Tuluyan | 1 | | | Damaged | 20,000 | |
| Itangil | | Government Facilities | Local | Barangay Stage | 1 | | | Damaged | 50,000 | |
| Itangil | | Government Facilities | Local | Zone II Building | 1 | | | Damaged | 10,000 | 1 unit building |
| Itangil | | Government Facilities | Local | Grandstand | 1 | | | Damaged | 250,000 | |
| Itangil | | Government Facilities | Local | Children's Park | 1 | | | Damaged | 100,000 | |
| Itangil | | Health facilities | Local | Women's Health Center | 1 | | | Damaged | 20,000 | |
| Itangil | | Health facilities | Local | Barangay Health Center | 1 | | | Damaged | 30,000 | |
| Itangil | | Government Facilities | Local | Zone II Day Care Center | 1 | | | Damaged | 50,000 | |
| Itangil | | Government Facilities | Local | Public Market | 1 | | | Damaged | 150,000 | |
| Itangil | | Government Facilities | Local | Storage Facility | 1 | | | Damaged | 50,000 | |

| REGION PROVINCE CITY /MUNICIPALITY BARANGAY | | TYPE | CLASSIFICATION | INFRASTRUCTURE | NUMBER OF DAMAGED | UNIT | QUANTITY | STATUS | COST(PHP) | REMARKS |
|---|-----------|-----------------------|----------------|---------------------------------|-------------------|------|----------|-------------------|----------------------|--------------------------------------|
| Itangil | | Government Facilities | Local | School Stage and Mini Gym | 1 | | | Damaged | 500,000 | |
| Itangil | | Schools | Local | Bolo Elementary School | 1 | | | Damaged | 350,000 | |
| Itangil | | Government Facilities | Local | Bolo Day Care Center | 1 | | | Damaged | 50,000 | |
| Itangil | | Government Facilities | Local | Villa Constanca Day Care Center | 1 | | | Damaged | 50,000 | |
| Itangil | | Schools | Local | Itangil Elementary School | 1 | | | Damaged | 624,000 | |
| Linapacan | 12 | | | | 12 | | | | 637,000 | |
| Barangonan | | Government Facilities | Local | Barangonan Barangay Hall | 1 | | | Damaged | 6,000 | Damage to roofing (flashing, gutter) |
| Cabunlawan | | Church | Local | Cabunlawan Church | 1 | | | Partially damaged | 5,000 | |
| Calibangbangan | | Health facilities | Local | Calibangbangan Health Center | 1 | | | Partially damaged | 25,000 | Damage to roofing |
| Decabaitot | | Schools | Local | Decabaitot Elementary School | 1 | | | Partially damaged | 15,000 | Damage to stage roofing |
| Maroyogroyog | | Schools | Local | Maroyogroyog High School | 1 | | | Damaged | 10,000 | Totally damaged shed |
| Nangalao | | Flood control | Local | Nangalao Sea Wall | 1 | | | Partially damaged | 50,000 | |
| Nangalao | | Schools | Local | Nangalao Elementary School | 1 | | | Partially damaged | 4,500 | Damage to roofing |
| New Colaylayan | | Government Facilities | Local | New Colaylayan Pier 1 | 1 | | | Partially damaged | 150,000 | |
| New Colaylayan | | Government Facilities | Local | New Colaylayan Pier 2 | 1 | | | Partially damaged | 300,000 | |
| Pical | | Government Facilities | Local | Pical Barangay Hall | 1 | | | Partially damaged | 65,000 | |
| Pical | | Government Facilities | Local | Pical Evacuation Center | 1 | | | Partially damaged | 2,000 | |
| San Miguel | | Flood control | Local | San Miguel Sea Wall | 1 | | | Partially damaged | 4,500 | |
| REGION 7 | 43 | | | | 42 | | | | 2,155,000,000 | |
| CEBU | 8 | | | | 7 | | | | 2,000,000,000 | |
| Lapu-Lapu (Opon) | 3 | | | | 2 | | | | 0 | |

| REGION PROVINCE CITY /MUNICIPALITY BARANGAY | | TYPE | CLASSIFICATION | INFRASTRUCTURE | NUMBER OF DAMAGED | UNIT | QUANTITY | STATUS | COST(PHP) | REMARKS |
|---|---|-----------------------|----------------|---|-------------------|------|----------|--------|---------------|--|
| | | Government Facilities | | Government Command Control Center for the Visayas (GCCC) | 1 | | | | 0 | - Severe damage on roof and ceiling located at the command center. - Shattered glass wall located at the PDPS section. - Shattered glass located at the viewing deck. - Ripped canopy at the main entrance. - Detached OCD Logo. - Shattered and toppled glass at a room in the 3rd floor. - Leaking on video wall from the third floor due to damage ceiling. |
| | | Government Facilities | | Gun-ob Fire Station (Lapu-Lapu City Fire District) | 1 | | | | 0 | |
| | | Government Facilities | | Poblacion Fire Station (Lapu-Lapu City Fire District) | 0 | | | | 0 | |
| Naga | 1 | | | | 1 | | | | 0 | |
| | | Government Facilities | | CDRRMO Naga | 1 | | | | 0 | Partially damaged |
| Cebu City | 2 | | | | 2 | | | | 0 | |
| | | Government Facilities | | RHQ Camp Segio Osmena, Sr | 1 | | | | 0 | Damaged camp facade |
| | | Government Facilities | | Consolacion Municipal Hall | 1 | | | | 0 | Partially damaged |
| Alegria | 1 | | | | 1 | | | | 2,000,000,000 | |
| Brgy. Madridejos | | Roads | | K00178+800 - K0180+000, Intermittent sections, Santander-Barili-Toledo Road | 1 | | | | 2,000,000,000 | Damaged/collapsed pavement at intermittent sections due to scouring and damaged seawall from strong waves; fallen trees, electric posts and other debris |
| Toledo | 1 | | | | 1 | | | | 0 | |

| REGION PROVINCE CITY /MUNICIPALITY BARANGAY | | TYPE | CLASSIFICATION | INFRASTRUCTURE | NUMBER OF DAMAGED | UNIT | QUANTITY | STATUS | COST(PHP) | REMARKS |
|---|----|-----------------------|----------------|---|-------------------|------|----------|--------|-------------|--|
| | | Government Facilities | | Toldeo Cebu Fire Station | 1 | | | | 0 | Partially damaged |
| BOHOL | 35 | | | | 35 | | | | 155,000,000 | |
| No breakdown | 6 | | | | 6 | | | | 39,500,000 | |
| | | Bridges | | K0031+779, Sinakayan Bridge, Approach A | 1 | | | | 10,000,000 | Damaged road slope protection, roadcut, and sinking / collapsed pavement |
| | | Drainage Facility | | K0008+807, Tagbilaran City-Corella- Sikatuna Road | 1 | | | | 1,000,000 | Damaged drainage facility |
| | | Roads | | K0078+540 - K0078+620, Jct Tagbilaran East Rd, Jagna-Sierra Bullones Rd | 1 | | | | 20,000,000 | Major road slip and ground settlement of road base and shoulder, scouring of concrete pavement base, estimated length = 80m, estimated depth = 15m |
| | | Roads | | K0088+340 - K0088+400, Jct Tagbilaran East Rd, Jagna-Sierra Bullones Rd | 1 | | | | 5,000,000 | Fallen trees, soil erosion, estimated length = 50m, estimated height = 15m |
| | | Roads | | . K0082+613 - K0082+643, Jct Tagbilaran East Rd, Jagna-Sierra Bullones Rd | 1 | | | | 2,500,000 | Fallen trees, soil erosion, estimated length = 30m, estimated height = 25m |
| | | Bridges | | Loboc Bridge, Tagbilaran City-CorellaSikatuna-Loboc Road | 1 | | | | 1,000,000 | Damaged slope protection at both bridge abutments |
| Catigbian | 1 | | | | 1 | | | | 10,000,000 | |
| Haguilanan | | Bridges | | Sampilangon Bridge K0039+084 | 1 | | | | 10,000,000 | Damaged abutment, cracked approach, and damaged guardrails |
| Balilihan | 2 | | | | 2 | | | | 10,000,000 | |
| Cantomimbo | | Flood control | | K0026+000 | 1 | | | | 10,000,000 | Scouring, damaged flood control |

| REGION PROVINCE CITY /MUNICIPALITY BARANGAY | | TYPE | CLASSIFICATION | INFRASTRUCTURE | NUMBER OF DAMAGED | UNIT | QUANTITY | STATUS | COST(PHP) | REMARKS |
|---|---|-----------------------|----------------|---|-------------------|------|----------|--------|------------|--|
| | | Government Facilities | | Balilihan Bohol Fire Station | 1 | | | | 0 | Partially damaged |
| Calape | 1 | | | | 1 | | | | 10,000,000 | |
| Liboron | | Flood control | | K009+300 | 1 | | | | 10,000,000 | Scouring of flood control structure |
| Batuan | 1 | | | | 1 | | | | 15,000,000 | |
| Makapiko | | Roads | | Balilihan-Hanopol-Batuan Rd | 1 | | | | 15,000,000 | Damaged slope protection and road slips, scouring of unpaved shoulder |
| Jagna | 7 | | | | 7 | | | | 15,000,000 | |
| Tubod Monte | | Roads | | K0065+100 - K0065+200, Jct Tagbilaran East Rd, Jagna-Sierra Bullones Rd | 1 | | | | 5,000,000 | Fallen trees and electrical posts, soil erosion, estimated length = 100m, estimated height = 15m |
| Tubod Monte | | Roads | | K0066+800 - K0066+850, Jct Tagbilaran East Rd, Jagna-Sierra Bullones Rd | 1 | | | | 1,000,000 | Fallen trees and electrical posts, soil erosion, estimated length = 100m, estimated height = 15m |
| Can-ipol | | Roads | | K0070+050 - K0070+080, Jct Tagbilaran East Rd, Jagna-Sierra Bullones Rd | 1 | | | | 1,000,000 | Rock collapse, estimated length = 30m, estimated height = 20m |
| Lonoy | | Roads | | . K0071+500 - K0070+080, Jct Tagbilaran East Rd, Jagna-Sierra Bullones Rd | 1 | | | | 2,000,000 | Fallen trees and electrical post; soil erosion, estimated length = 200m, estimated height = 10m |
| Mayana | | Roads | | K0076+700 - K0076+780, Jct Tagbilaran East Rd, Jagna-Sierra Bullones Rd | 1 | | | | 3,000,000 | Fallen trees and electrical post; soil erosion, estimated length = 200m, estimated height = 10m |
| Tubod Monte | | Roads | | K0068+700 - K0068+850, Jct Tagbilaran East Rd, Jagna-Sierra Bullones Rd | 1 | | | | 1,000,000 | Fallen trees, soil erosion, estimated length = 80m, estimated height = 15m |
| Brgy. Can-uba | | Roads | | Tagbilaran East Road | 1 | | | | 2,000,000 | Road slip due to scouring of shore line |

| REGION PROVINCE CITY /MUNICIPALITY BARANGAY | | TYPE | CLASSIFICATION | INFRASTRUCTURE | NUMBER OF DAMAGED | UNIT | QUANTITY | STATUS | COST(PHP) | REMARKS |
|---|---|-------|----------------|--|-------------------|------|----------|--------|------------|---|
| Bilar | 1 | | | | 1 | | | | 20,000,000 | |
| Villa Auror | | Roads | | K0182+350 - K0182+450, Loay Interior Road | 1 | | | | 20,000,000 | Damaged existing slope protection, road slip and scouring of unpaved shoulder, estimated length = 100m, estimated depth = 30m |
| Candijay | 1 | | | | 1 | | | | 5,000,000 | |
| Gabayan | | Roads | | Tagbilaran East Road | 1 | | | | 5,000,000 | Change in river flow causing scouring of unpaved shoulder |
| Guindulman | 1 | | | | 1 | | | | 1,000,000 | |
| Tabajan | | Roads | | K0175+000 - K0175+300, Tagbilaran East Road | 1 | | | | 1,000,000 | Flash floods from Tabajan river, estimated length of flood waters = 300m, estimated depth of flood waters = 0.6m |
| Loay | 2 | | | | 2 | | | | 4,500,000 | |
| | | Roads | | K0244+000, Tagbilaran East Road, boundary between brgy. Palo and Hinawanan | 1 | | | | 500,000 | Soil erosion |
| Tocdog | | Roads | | Tagbilaran East Road | 1 | | | | 4,000,000 | Road slip due to scouring of shore line |
| Lila | 1 | | | | 1 | | | | 1,000,000 | |
| | | Roads | | Tagbilaran East Road | 1 | | | | 1,000,000 | Road slip due to scouring and collapse of existing slope protection foundation |
| Garcia Hernandez | 4 | | | | 4 | | | | 18,000,000 | |
| Brgy East Ulbujan | | Roads | | Tagbilaran East Road | 1 | | | | 2,000,000 | Scouring of existing grouted riprap shore protection |

| REGION PROVINCE CITY /MUNICIPALITY BARANGAY | | TYPE | CLASSIFICATION | INFRASTRUCTURE | NUMBER OF DAMAGED | UNIT | QUANTITY | STATUS | COST(PHP) | REMARKS |
|---|-----------|-----------------------|----------------|--|-------------------|-------|----------|----------|--------------------|---|
| Brgy. Malinao | | Roads | | Tagbilaran East Road | 1 | | | | 5,000,000 | Scouring of existing grouted riprap shore protection from the Bohol Circumferential Road concreting project |
| West Ulbujan | | Roads | | Tagbilaran East Road | 1 | | | | 5,000,000 | Road slip due to scouring of shore line |
| Brgy. Manaba | | Bridges | | . Cuenco Bridge, Tagbilaran East Road | 1 | | | | 6,000,000 | Scouring of foundations at Pier 1 and Pier 5 |
| Loboc | 2 | | | | 2 | | | | 6,000,000 | |
| Villaflor | | River Control | | Loboc River Control (Villaflor Section), Loay Interior Road | 1 | | | | 3,000,000 | Washed out/scoured flood control structure |
| Valladolid | | River Control | | Loboc River Control (Valladolid Section), Loay interior Road | 1 | | | | 3,000,000 | Washed out/scoured flood control structure |
| Cortes | 1 | | | | 1 | | | | 0 | |
| | | Government Facilities | | Cortes Bohol Fire Station | 1 | | | | 0 | Totally damaged |
| Danao | 1 | | | | 1 | | | | 0 | |
| | | Government Facilities | | Danao Bohol Fire Station | 1 | | | | 0 | Partially damaged |
| Valencia | 1 | | | | 1 | | | | 0 | |
| | | Government Facilities | | Valencia Bohol Fire Station | 1 | | | | 0 | Partially damaged |
| Loon | 1 | | | | 1 | | | | 0 | |
| | | Government Facilities | | Loon Bohol Fire Station | 1 | | | | 0 | Partially damaged |
| Maribojoc | 1 | | | | 1 | | | | 0 | |
| | | Government Facilities | | Maribojoc Bohol Fire Station | 1 | | | | 0 | Partially damaged |
| REGION 8 | 16 | | | | 20 | | | | 173,400,000 | |
| LEYTE | 16 | | | | 20 | | | | 173,400,000 | |
| Tolosa | 1 | | | | 20 | | | | 4,000,000 | |
| San Roque | | Roads | National | Road | 20 | Meter | | Passable | 4,000,000 | |
| Dulag | 3 | | | | 0 | | | | 51,000,000 | |
| Luan | | Roads | National | Road | 0 | | | Passable | 27,000,000 | |

| REGION PROVINCE CITY /MUNICIPALITY BARANGAY | | TYPE | CLASSIFICATION | INFRASTRUCTURE | NUMBER OF DAMAGED | UNIT | QUANTITY | STATUS | COST(PHP) | REMARKS |
|---|-----------|--------------------------------------|----------------|----------------------------|-------------------|------|----------|----------|--------------------|--|
| San Jose | | Roads | National | Road | 0 | | | Passable | 14,000,000 | |
| San Jose | | Roads | National | Road | 0 | | | Passable | 10,000,000 | |
| Kananga | 2 | | | | 0 | | | | 5,200,000 | |
| Natubgan | | Roads | National | Road | 0 | | | Passable | 3,200,000 | |
| Rizal | | Roads | National | Road | 0 | | | Passable | 2,000,000 | |
| Albuera | 6 | | | | 0 | | | | 46,700,000 | |
| Malitbug | | Roads | National | Road | 0 | | | Passable | 10,000,000 | |
| Cambalading | | Roads | National | Road | 0 | | | Passable | 7,500,000 | |
| Benolho | | Roads | National | Road | 0 | | | Passable | 25,000,000 | |
| Calingatnan | | Roads | National | Road | 0 | | | | 1,250,000 | |
| Tabgas | | Roads | National | Road | 0 | | | | 1,250,000 | |
| Tabgas | | Roads | National | Road | 0 | | | | 1,700,000 | |
| Ormoc | 4 | | | | 0 | | | | 66,500,000 | |
| Ipil | | Roads | National | Road | 0 | | | Passable | 25,000,000 | |
| Campdownes | | Roads | Local | Road | 0 | | | | 1,500,000 | |
| Bagongbong | | Roads | National | Road | 0 | | | | 20,000,000 | |
| Mahayahay | | Roads | National | Road | 0 | | | | 20,000,000 | |
| REGION 10 | 41 | | | | 55 | | | | 178,835,000 | |
| MISAMIS ORIENTAL | 20 | | | | 37 | | | | 39,977,000 | |
| Gingoog | 5 | | | | 5 | | | | 27,000,000 | |
| Brgy 24A | | Flood control | | Dike | 1 | | | | 10,000,000 | Scouring and hole |
| Brgy 15 | | Flood control | | Sea Wall | 1 | | | | 15,000,000 | Upper portion of the seawall was collapsed |
| Kamanikan | | Bridges | | Spillway | 1 | | | | 1,000,000 | Approach of the spillway was damaged. |
| Purok 7, Brgy. Agay-ayan, Gingoog City | | Rechanneling | | | 1 | | | | 500,000 | Rechanneling was damaged by flashflood |
| Sitio Tabon-tabon, Brgy. 24 | | Rechanneling | | | 1 | | | | 500,000 | Rechanneling was damaged by flashflood |
| Magsaysay (Linugos) | 2 | | | | 0 | | | | 0 | |
| | | LGU Owned FM Station and Transmitter | | FM Station and Transmitter | 0 | | | | 0 | |

| REGION PROVINCE CITY /MUNICIPALITY BARANGAY | | TYPE | CLASSIFICATION | INFRASTRUCTURE | NUMBER OF DAMAGED | UNIT | QUANTITY | STATUS | COST(PHP) | REMARKS |
|---|---|-----------------------|----------------|-----------------------------|-------------------|------|----------|--------|------------|---|
| | | CIS | | | 0 | | | | 0 | 10Ha. Damage at Lilo Area, Booting Stage. 10Ha, at Cabubunahan, 5Ha. Maniban (new;y planted damage) |
| Naawan | 4 | | | | 0 | | | | 0 | |
| Mapulog | | Government Facilities | | Spillway | 0 | | | | 0 | LGU owned Water Pumping Station |
| Mapulog | | Bridges | | | 0 | | | | 0 | Digcamara Bridge |
| Maputi | | Bridges | | | 0 | | | | 0 | Maputi-Patag Bridge |
| Tagbalobo | | Bridges | | Tagbalobo Bridge | 0 | | | | 0 | |
| No breakdown | 2 | | | | 32 | | | | 0 | |
| Tagbalobo | | Bridges | | | 0 | | | | 0 | |
| | | Schools | | | 32 | | | | 0 | Flooded classrooms, damaged roofs, broken windows, collapsed gate, soaked modules |
| Tagoloan | 2 | | | | 0 | | | | 10,295,000 | |
| Sta Ana | | Bridges | | Sta Ana Bridge | 0 | | | | 4,145,000 | Sta. Ana. Bridge Old and New |
| Baluarte, Mohon and Poblacion | | Flood control | National | Flood Rover Protection Dike | 0 | | | | 6,150,000 | |
| Villanueva | 1 | | | | 0 | | | | 0 | |
| • Brgy Upper Dayawan | | Bridges | | Foot Bridge | 0 | | | | 0 | |
| Cagayan de Oro | 1 | | | | 0 | | | | 0 | |
| | | Schools | | | 0 | | | | 0 | Huge cracks in the walls and floors |
| Claveria | 2 | | | | 0 | | | | 2,450,000 | |
| | | Flood control | | Riprap | 0 | | | | 800,000 | Riprap wall had been washed away |

| REGION PROVINCE CITY /MUNICIPALITY BARANGAY | | TYPE | CLASSIFICATION | INFRASTRUCTURE | NUMBER OF DAMAGED | UNIT | QUANTITY | STATUS | COST(PHP) | REMARKS |
|---|-----------|---|----------------|------------------------|-------------------|------|----------|--------|--------------------|---|
| | | Utility Services Facilities | | Water System | 0 | | | | 1,650,000 | Transmission line – 60 meter 10" G.I and 50 meter 8" G.I Pipe detached from primary source Distribution line – 100 meter 1" PE pipe and 20 meter 3" PE pipe detached and washed away 5 length 10" PVC pipe washed away and covered with stones and debris |
| El Salvador | 1 | | | | 0 | | | | 232,000 | |
| Molugan | | Fish/Meat/Vegetable Stall (13) near National Highway and 1 sari-saristore | Local | Local Market Stalls | 0 | | | | 232,000 | |
| BUKIDNON | 18 | | | | 18 | | | | 138,858,000 | |
| Malitbog | 10 | | | | 1 | | | | 48,874,500 | |
| Kalingking | | Bridges | Local | Footbridge and culvert | 0 | | | | 100,000 | |
| Kiabo | | Spillway | Local | | 0 | | | | 100,000 | |
| Omagling | | 1 spillway. 1 footbridge and 2 road areas | Local | | 0 | | | | 65,000 | landslide |
| Poblacion | | 1 spillway 1 footbridge 1 area (road) 1 box culvert | Local | | 0 | | | | 235,000 | |
| Sampiano | | spillway | Local | | 0 | | | | 2,000,000 | |
| San Luis | | Roads | Local | | 0 | | | | 1,300,000 | 13 road areas damaged |
| Siloo | | 6 hanging bridges 1 spillway 4 areas (roads) | Local | | 0 | | | | 29,000,000 | |
| Sta Ines | | 2 hanging bridges 1 spillway | Local | | 0 | | | | 16,000,000 | |
| Sumalsag | | Roads | Local | | 0 | | | | 74,500 | |
| Poblacion | | Health facilities | Local | Isolation Center | 1 | | | | 0 | |
| Impasugong | 2 | | | | 3 | | | | 1,825,000 | |

| REGION PROVINCE CITY /MUNICIPALITY BARANGAY | | TYPE | CLASSIFICATION | INFRASTRUCTURE | NUMBER OF DAMAGED | UNIT | QUANTITY | STATUS | COST(PHP) | REMARKS |
|---|----------|------------------|----------------|----------------|-------------------|-------|----------|---------|-------------------|---|
| Pinaanan and Dumalaguig | | Bridges | Local | | 0 | | | | 1,800,000 | |
| Kalabugao | | Animal Sheds | Local | Animal Sheds | 3 | | | | 25,000 | |
| Valencia | 5 | | | | 2 | | | | 88,158,500 | |
| Batangan | | Flood control | National | | 0 | | | | 45,000,000 | Partially damaged – Approximately 250 meters damaged portion of DPWH funded dike |
| Batangan | | Chapel | | | 0 | | | | 150,000 | |
| San Isidro | | Flood control | National | | 0 | | | | 43,000,000 | Partially damaged – Approximately 240 meters damaged portion of DPWH funded dike |
| Vintar | | Schools | Local | CCCMII-School | 1 | | | | 5,000 | |
| San Isidro | | private building | Local | Warehouse | 1 | | | | 3,500 | |
| No breakdown | 1 | | | | 12 | | | | 0 | |
| | | Schools | | | 12 | | | | 0 | Flooded classrooms, damaged roofs, broken windows, collapsed gate, soaked modules |
| LANAO DEL NORTE | 2 | | | | 0 | | | | 0 | |
| Iligan | 1 | | | | 0 | | | | 0 | |
| | | Schools | | | 0 | | | | 0 | Damaged roofs, collapsed fence, heavily flooded |
| No breakdown | 1 | | | | 0 | | | | 0 | |
| | | CIS | | | 0 | | | | 0 | |
| CAMIGUIN | 1 | | | | 0 | | | | 0 | |
| No breakdown | 1 | | | | 0 | | | | 0 | |
| | | Schools | | | 0 | | | | 0 | Flooded classrooms, damaged roofs |
| REGION 12 | 1 | | | | 1 | | | | 20,000,000 | |
| COTABATO | 1 | | | | 1 | | | | 20,000,000 | |
| Kabacan | 1 | | | | 1 | | | | 20,000,000 | |
| Brgy. Kayaga | | Flood control | | Dike | 1 | Meter | | damaged | 20,000,000 | 700 Meters out of 1Km Protection dike was damaged. |

| REGION PROVINCE CITY /MUNICIPALITY BARANGAY | | TYPE | CLASSIFICATION | INFRASTRUCTURE | NUMBER OF DAMAGED | UNIT | QUANTITY | STATUS | COST(PHP) | REMARKS |
|---|-----|------------------------|----------------|--|-------------------|-----------|----------|--------|-------------------|-----------------------------|
| CARAGA | 149 | | | | 0 | | | | 12,823,973,975.11 | |
| SURIGAO DEL NORTE | 75 | | | | 0 | | | | 8,114,804,907.57 | |
| Del Carmen | 5 | | | | 0 | | | | 92,784,266.35 | |
| | | Government Facilities | Local | Del Carmen Fire Station | 0 | | | | 2,941,801.17 | |
| | | Roads | National | K0019+(-362) - K0068+0627 | 0 | Kilometer | | | 10,000,000 | On-going clearing operation |
| | | Roads | National | S00025SG-Jct. Sayak Airport Rd. Chainage 0 – Chainage 58 | 0 | Meter | | | 20,000 | On-going clearing operation |
| | | Roads | National | K0009+(-364)-K0015+803 | 0 | Kilometer | | | 1,400,000 | On-going clearing operation |
| | | Schools | Local | Infrastructure, building, facilities and equipment | 0 | | | | 78,422,465.18 | SSCT Del Carmen Campus |
| Surigao City | 5 | | | | 0 | | | | 289,873,183.89 | |
| Brgy. Rizal | | Government Facilities | Local | BFP Regional Office Caraga | 0 | | | | 8,391,617 | |
| | | Government Facilities | Local | Surigao City Central Fire Station | 0 | | | | 5,512,084 | |
| | | Government Facilities | Local | San Juan Fire Substation | 0 | | | | 1,915,650 | |
| | | Schools | Local | 227 classrooms | 0 | | | | 163,000,000 | |
| | | Schools | Local | Infrastructure, building, facilities and equipment, | 0 | | | | 111,053,832.89 | SSCT Main Campus |
| Dapa | 3 | | | | 0 | | | | 7,019,236.33 | |
| | | Government Facilities | Local | Dapa Fire Station | 0 | | | | 1,919,236.33 | |
| | | Roads | National | K0001+(-1019)-K0018+678 | 0 | Kilometer | | | 3,700,000 | On-going clearing operation |
| | | Roads | National | K0001+(-961)-K0007+039 | 0 | Kilometer | | | 1,400,000 | On-going clearing operation |
| San Francisco (Anao-Aon) | 4 | | | | 0 | | | | 91,108,186 | |
| | | Government Facilities | Local | San Francisco Fire Station | 0 | | | | 1,602,936 | |
| | | Government Facilities | Local | Camp SARU | 0 | | | | 2,505,250 | |
| | | Bridges, Culvert, Dams | Local | Bridges, Culvert, Dams | 0 | | | | 60,000,000 | |
| | | Water Facilities | Local | Water Facilities | 0 | | | | 27,000,000 | |

| REGION PROVINCE CITY /MUNICIPALITY BARANGAY | | TYPE | CLASSIFICATION | INFRASTRUCTURE | NUMBER OF DAMAGED | UNIT | QUANTITY | STATUS | COST(PHP) | REMARKS |
|---|----|-----------------------------|----------------|--|-------------------|-----------|----------|--------|------------|--|
| Pilar | 2 | | | | 0 | | | | 8,400,000 | |
| | | Roads | National | K0019+(-449)-K0039+714 | 0 | Kilometer | | | 4,200,000 | On-going clearing operation clearing operations |
| | | Roads | National | K0004+(-359)-K0024+1103 | 0 | Kilometer | | | 4,200,000 | On-going clearing operation |
| Socorro | 1 | | | | 0 | | | | 1,400,000 | |
| | | Roads | National | K0000+(-004)-K0007+174 | 0 | Kilometer | | | 1,400,000 | On-going clearing operation |
| General Luna | 3 | | | | 0 | | | | 5,600,000 | |
| | | Roads | National | K0001+(-1000)-K0005+925 | 0 | Kilometer | | | 1,400,000 | On-going clearing operation |
| | | Roads | National | K0015 +(-395)-K0020+420 | 0 | Kilometer | | | 1,200,000 | On-going clearing operation |
| | | Roads | National | K0001+(-990)-K0015+299 | 0 | Kilometer | | | 3,000,000 | On-going clearing operation |
| Claver | 12 | | | | 0 | | | | 59,600,000 | |
| Tayaga | | Sea wall | Local | Sea wall | 0 | | | | 20,000,000 | |
| Magallanes, | | Flood control | Local | River control | 0 | | | | 10,000,000 | |
| | | Utility Services Facilities | Local | Gyms, Barangay Halls and Stage | 0 | | | | 3,550,000 | |
| Ladgaron | | Government Facilities | Local | Health Center | 0 | | | | 30,000 | |
| | | Health facilities | Local | Evacuation Center, Treatment Facility, and Birthing Facility | 0 | | | | 1,450,000 | |
| | | Government Facilities | Local | Government Buildings and Outpost | 0 | | | | 2,200,000 | |
| | | Roads | Local | Pathway and Boardwalks | 0 | | | | 1,100,000 | |
| | | Utility Services Facilities | Local | Markets and Commercial Buildin | 0 | | | | 1,300,000 | |
| Daywan | | Bridges | Local | Rift Roughing Baoy Bridge | 0 | | | | 10,000,000 | |
| | | Water Facilities | Local | Water Facilities | 0 | | | | 20,000 | |

| REGION PROVINCE CITY /MUNICIPALITY BARANGAY | | TYPE | CLASSIFICATION | INFRASTRUCTURE | NUMBER OF DAMAGED | UNIT | QUANTITY | STATUS | COST(PHP) | REMARKS |
|---|----|---|----------------|---|-------------------|------|----------|--------|-------------|----------------------|
| | | Schools | Local | Claver Public Schools (National High School, Day Care Centers, Tertiary and Elementary Schools) | 0 | | | | 1,900,000 | |
| | | Private Structures | | Damaged churches, gasoline station, and BBQ Station, and private commercial buildings | 0 | | | | 8,050,000 | |
| Mainit | 8 | | | | 0 | | | | 133,703,035 | |
| Magpayang, | | Roads | Local | Farm to Market Road | 0 | | | | 1,000,000 | |
| | | Water Facilities | Local | Water Facilities | 0 | | | | 8,350,000 | |
| | | Government Facilities | Local | Municipal Buildings and other facilities | 0 | | | | 55,750,000 | |
| | | Church | Local | Church | 0 | | | | 2,650,000 | |
| | | Tourism Facilities | Local | Lake Kasili Lakeside Hotel & Resort, Tourism Building, Cottages, Pool | 0 | | | | 11,000,000 | |
| | | Schools | Local | Mainit Public Schools (National High Schools and Elementary Schools) | 0 | | | | 36,700,000 | |
| | | Private Structures | Local | Churches | 0 | | | | 2,650,000 | |
| | | Schools | Local | Infrastructure, building, facilities and equipment | 0 | | | | 15,603,035 | SSCT Mainit Campus |
| Malimono | 3 | | | | 0 | | | | 15,227,000 | |
| Tinago, | | Flood control | Local | flood control/river dike | 0 | | | | 8,000,000 | |
| Can-aga | | Gabions | Local | Gabions | 0 | | | | 180,000 | |
| | | Schools | Local | Infrastructure, building, facilities and equipment, | 0 | | | | 7,047,000 | SSCT Malimono Campus |
| Tubod | 14 | | | | 0 | | | | 40,090,000 | |
| | | Irrigation Dam, Slope Protection, Bridges | Local | Irrigation Dam, Slope Protection, Bridges | 0 | | | | 650,000 | |

| REGION PROVINCE CITY /MUNICIPALITY BARANGAY | | TYPE | CLASSIFICATION | INFRASTRUCTURE | NUMBER OF DAMAGED | UNIT | QUANTITY | STATUS | COST(PHP) | REMARKS |
|---|----|--|----------------|---|-------------------|------|----------|--------|------------|---------|
| Poblacion | | Government Facilities | Local | Health facilities (Rural Health Unit) | 0 | | | | 300,000 | |
| Capayahan | | Health facilities | Local | Barangay Health Center | 0 | | | | 150,000 | |
| Cawilan | | Agricultural Facilities | Local | Agricultural Facilities (Mechanical Dryer) | 0 | | | | 600,000 | |
| Del Rosario, | | Agricultural Facilities | Local | Agricultural Facilities | 0 | | | | 500,000 | |
| Del Rosario, | | Roads | Local | Barangay Road | 0 | | | | 350,000 | |
| Timamana, | | Bridges | Local | Barangay Bridges | 0 | | | | 50,000 | |
| Marga | | Bridges | Local | Barangay Bridges | 0 | | | | 50,000 | |
| San Pablo and Timamana | | . Communication Facilities (Globe and Smart) | Local | . Communication Facilities (Globe and Smart) | 0 | | | | 1,500,000 | |
| | | Water Facilities | Local | Water Facilities | 0 | | | | 590,000 | |
| | | Municipal Buildings and other facilities | Local | Municipal Buildings and other facilities | 0 | | | | 17,100,000 | |
| | | Tourism Facilities | Local | Tourism Building, Park and other Facilities | 0 | | | | 5,200,000 | |
| | | Schools | Local | Tubod Public Schools(National High Schools and Elementary Schools) | 0 | | | | 11,050,000 | |
| | | Private Structures | Local | Partially damaged facilities and buildings in a mining site | 0 | | | | 2,000,000 | |
| Tagana-an | 13 | | | | 0 | | | | 67,000,000 | |
| Aurora, | | Utility Services Facilities | Local | Public Toilet, Basketball Court, Stage, Isolation Facility | 0 | | | | 1,000,000 | |
| Azucena, | | Government Facilities | Local | Barangay Halls and Day Care Centers | 0 | | | | 1,000,000 | |
| Banban | | Government Facilities | Local | Isolation Building, Brgy. Hall, Elementary Covered Court, Day Care Center | 0 | | | | 2,000,000 | |

| REGION PROVINCE CITY /MUNICIPALITY BARANGAY | | TYPE | CLASSIFICATION | INFRASTRUCTURE | NUMBER OF DAMAGED | UNIT | QUANTITY | STATUS | COST(PHP) | REMARKS |
|---|--|---|----------------|--|-------------------|------|----------|--------|------------|---------|
| Cawilan | | Government Facilities | Local | Sea Port, Fish Port, Seawalls, School Buildings (elementary and high school), Brgy. Office, Health Center, Pump boats, Churches | 0 | | | | 10,000,000 | |
| Himama-ug, | | Government Facilities | Local | Water Reservoir, Irrigation System, High School Building, Brgy. Hall, MRF, Day Care Center, and Covered Court | 0 | | | | 5,000,000 | |
| Laurel | | Government Facilities | Local | Basketball Court, Elementary School, Health Center, and Brgy. Hall | 0 | | | | 2,000,000 | |
| Lower Libas | | Government Facilities | Local | Brgy. Multipurpose Gym, Day Care Center, BPLK Outpost, Waiting Shed, Churches, Grotto, Birthing Clinic, Health Center, Water System, Brgy. Hall and Elementary School Building | 0 | | | | 10,000,000 | |
| Opong | | Government Facilities | Local | Brgy. Office, Health Center, Road Network | 0 | | | | 1,000,000 | |
| Patño, | | Government Facilities | Local | . Sea Wall, Covered Court, Day Care, Brgy. Hall, Water System, Elementary School Building, and Pump boats | 0 | | | | 5,000,000 | |
| Union | | Government Facilities | Local | Churches, Health Station, Day Care Center, Isolation Area, Waiting Sheds, School Gym, Elementary School, Brgy. Office, Tanod Outpost | 0 | | | | 1,000,000 | |
| | | Municipal Building and other facilities | Local | Municipal Building and other facilities | 0 | | | | 13,000,000 | |

| REGION PROVINCE CITY /MUNICIPALITY BARANGAY | | TYPE | CLASSIFICATION | INFRASTRUCTURE | NUMBER OF DAMAGED | UNIT | QUANTITY | STATUS | COST(PHP) | REMARKS |
|---|-----------|--|----------------|---|-------------------|------|----------|--------|-------------------------|---------------|
| | | Tourism Facilities | Local | Tagana-an Resto Park | 0 | | | | 4,000,000 | |
| | | Schools | Local | Tagana-an School Buildings (Elementary and High School) | 0 | | | | 12,000,000 | |
| No breakdown | 2 | | | | 0 | | | | 7,303,000,000 | |
| | | Government Buildings | Local | Government Buildings | 0 | | | | 400,000,000 | |
| | | Schools | Local | 457 classrooms | 0 | | | | 6,903,000,000 | Province wide |
| DINAGAT ISLANDS | 12 | | | | 0 | | | | 4,271,328,067.54 | |
| No breakdown | 2 | | | | 0 | | | | 15,662,936 | |
| | | Government Facilities | Local | Office of the Provincial Fire Marshall | 0 | | | | 1,662,936 | |
| | | Schools | Local | 310 classrooms | 0 | | | | 14,000,000 | Province wide |
| Tubajon | 1 | | | | 0 | | | | 1,775,637 | |
| | | Government Facilities | Local | Tubajon Fire Station | 0 | | | | 1,775,637 | |
| Basilisa | 2 | | | | 0 | | | | 3,920,861,672 | |
| | | Government Facilities | Local | Basilisa Fire Station | 0 | | | | 1,861,672 | |
| | | Private and public critical facilities | | Private and public critical facilities | 0 | | | | 3,919,000,000 | |
| Cagdianao | 2 | | | | 0 | | | | 126,154,803.52 | |
| | | Government Facilities | Local | Cagdianao Fire Station | 0 | | | | 1,835,803.52 | |
| | | Private and public critical facilities | | Private and public critical facilities | 0 | | | | 124,319,000 | |
| Dinagat | 1 | | | | 0 | | | | 1,861,672 | |
| | | Government Facilities | Local | Dinagat Fire Station | 0 | | | | 1,861,672 | |
| Libjo | 1 | | | | 0 | | | | 1,612,824.22 | |
| | | Government Facilities | Local | Libjo Fire Station | 0 | | | | 1,612,824.22 | |
| Loreto | 1 | | | | 0 | | | | 1,949,086.8 | |
| | | Government Facilities | Local | Loreto Fire Station | 0 | | | | 1,949,086.8 | |
| San Jose | 2 | | | | 0 | | | | 201,449,436 | |
| | | Government Facilities | Local | San Jose Fire Station | 0 | | | | 1,662,936 | |

| REGION PROVINCE CITY /MUNICIPALITY BARANGAY | | TYPE | CLASSIFICATION | INFRASTRUCTURE | NUMBER OF DAMAGED | UNIT | QUANTITY | STATUS | COST(PHP) | REMARKS |
|--|---|---|----------------|---|----------------------|-----------|----------|--------|-------------|--|
| | | Private and public critical facilities | | Private and public critical facilities | 0 | | | | 199,786,500 | |
| BUTUAN CITY | 5 | | | | 0 | | | | 70,000,000 | |
| Butuan | 5 | | | | 0 | | | | 70,000,000 | |
| | | Roads | National | K1261+0900 to K1261+0990 | 0 | Kilometer | | | 5,000,000 | Limited access (Passable at least one (1) lane for All Types of Vehicles Previous landslides aggravated. On-going clearing operation. |
| De Oro | | Roads | National | K1240+0500 to K1240+0700 | 0 | Kilometer | | | 5,000,000 | No alternate route. Limited access (Passable at least one (1) lane for All Types of Vehicles Previously reported as Soil erosion and aggravated to landslide. On-going clearing operation and monitoring on field situation. |
| Pianing | | Bridges | National | K1235+0380 to K1235+0395 | 0 | Kilometer | | | 10,000,000 | Limited Access (Passable) at least one (1) lane to all types of vehicle as of 10:11 AM, December 18, 2021. Provision of temporary bridge approach (i.e., sheet piling using Steel IBeam, and embankment) at Abutment B (both lanes). Alternate route at Butuan City Cagayan de Oro- Iligan Road Section |

| REGION PROVINCE CITY /MUNICIPALITY BARANGAY | | TYPE | CLASSIFICATION | INFRASTRUCTURE | NUMBER OF DAMAGED | UNIT | QUANTITY | STATUS | COST(PHP) | REMARKS |
|---|-----------|-----------------------|----------------|--------------------------|-------------------|-----------|----------|--|--------------------|---|
| Anticala | | Roads | National | K1245+0950 to K1246+0250 | 0 | | | | 10,000,000 | Limited Access (Passable) at least one (1) lane to all types of vehicle as of December 17, 2021. No alternate route. |
| | | Schools | Local | 50 classrooms | 0 | | | | 40,000,000 | |
| SURIGAO DEL SUR | 3 | | | | 0 | | | | 138,800,000 | |
| Cortes | 1 | | | | 0 | | | | 180,000 | |
| Brgy. Poblacion Cortes | | Roads | National | K1272+0172 to K1272+0282 | 0 | Kilometer | | | 180,000 | Passable (All Lanes & All Types of Vehicles) Clearing operation completed (December 16, 2021, 10:40 AM). |
| Lanusa | 1 | | | | 0 | | | | 120,000 | |
| Nurcia | | Roads | National | K1269+0800 to K1269+0850 | 0 | Kilometer | | | 120,000 | Passable (All Lanes & All Types of Vehicles) Clearing operation completed (December 16, 2021, 11:20 AM). |
| No breakdown | 1 | | | | 0 | | | | 138,500,000 | |
| | | Schools | Local | 137 classrooms | 0 | | | | 138,500,000 | Province wide |
| AGUSAN DEL NORTE | 50 | | | | 0 | | | | 127,741,000 | |
| Kitcharao | 40 | | | | 0 | | | | 42,811,000 | |
| Brgy. San Roque | | Roads | National | K1171+0600 to K1171+0640 | 0 | Kilometer | | | 30,000,000 | Limited Access (Passable) At least one (1) lane for All Types of Vehicles (R/L); 4 lanes. |
| Crossing | | Government Facilities | Local | Municipal Hall Bldg | 0 | | | Damage in roofing, windows and ceiling | 3,000,000 | |
| Crossing | | Government Facilities | Local | Motor Poll Bldg | 0 | | | Damage in roofing | 20,000 | |
| Crossing | | Government Facilities | Local | Municipal Stage | 0 | | | Damage in ceiling and roofing | 50,000 | |
| Crossing | | Government Facilities | Local | Senior Citizen. Bldg | 0 | | | Damage in roofing | 100,000 | |

| REGION PROVINCE CITY /MUNICIPALITY BARANGAY | | TYPE | CLASSIFICATION | INFRASTRUCTURE | NUMBER OF DAMAGED | UNIT | QUANTITY | STATUS | COST(PHP) | REMARKS |
|---|-----------|-----------------------|----------------|---------------------|-------------------|------|----------|---------------------------------|-----------|-------------------|
| | Crossing | Government Facilities | Local | Brgy. Health Sta. | 0 | | | Damage in roofing | 500,000 | Damage in roofing |
| | Crossing | Government Facilities | Local | Birthing Clinic | 0 | | | Damage in roofing | 300,000 | |
| | Songkoy | Government Facilities | Local | Market | 0 | | | Damage in roofing | 1,000,000 | |
| | Songkoy | Government Facilities | Local | Brgy Health Sta. | 0 | | | Damage in roofing | 40,000 | |
| | Songkoy | Government Facilities | Local | Integrated Terminal | 0 | | | Damage in roofing and windows | 2,000,000 | |
| | Songkoy | Government Facilities | Local | Multi-purpose Bldg | 0 | | | Damage in roofing | 100,000 | |
| | Poblacion | Government Facilities | Local | Napalan Sports | 0 | | | Damage in roofing (steel truss) | 100,000 | |
| | Mahayahay | Government Facilities | Local | Brgy. Hall | 0 | | | Damage in roofing | 25,000 | |
| | Mahayahay | Government Facilities | Local | Day Care Center | 0 | | | Damage in roofing | 50,000 | |
| | Mahayahay | Government Facilities | Local | Health Center | 0 | | | Damage in roofing | 60,000 | |
| | Mahayahay | Government Facilities | Local | Covered Court | 0 | | | Damage in roofing | 150,000 | |
| | Sangay | Government Facilities | Local | Day Care Center | 0 | | | Damage in roofing | 20,000 | |
| | Sangay | Government Facilities | Local | Fish Port | 0 | | | Damage in roofing | 50,000 | |
| | Sangay | Government Facilities | Local | Multi-purpose Bldg | 0 | | | Damage in roofing | 500,000 | |
| | San Roque | Government Facilities | Local | Gymnasium | 0 | | | Damage in roofing | 20,000 | |
| | San Roque | Government Facilities | Local | Health Center | 0 | | | Damage in roofing | 100,000 | |
| | San Roque | Government Facilities | Local | Multi-purpose Bldg | 0 | | | Damage in roofing | 3,000 | |
| | San Roque | Government Facilities | Local | Senior Citzn. Bldg | 0 | | | Damage in roofing | 3,000 | |
| | Canaway | Government Facilities | Local | Gymnasium | 0 | | | Damage in roofing | 300,000 | |
| | Canaway | Government Facilities | Local | Brgy. Hall | 0 | | | Damage in roofing | 100,000 | |
| | Jaliobong | Government Facilities | Local | Gymnasium | 0 | | | Damage in roofing | 300,000 | |
| | Jaliobong | Government Facilities | Local | Brgy. Hall | 0 | | | Damage in roofing | 30,000 | |

| REGION PROVINCE CITY /MUNICIPALITY BARANGAY | | TYPE | CLASSIFICATION | INFRASTRUCTURE | NUMBER OF DAMAGED | UNIT | QUANTITY | STATUS | COST(PHP) | REMARKS |
|---|---|-----------------------------|----------------|--------------------------|-------------------|-----------|----------|--|------------|--|
| Jaliobong | | Government Facilities | Local | Birthing Clinic | 0 | | | Damage in roofing | 80,000 | |
| Bangayan | | Government Facilities | Local | Gymnasium | 0 | | | Damage in roofing | 5,000 | |
| Crossing | | Utility Services Facilities | Local | Street Light | 0 | | | Damage in wiring, post and accessories | 350,000 | |
| Sangay | | Utility Services Facilities | Local | Street Light | 0 | | | Damage in wiring, post and accessories | 300,000 | |
| Jaliobong | | Utility Services Facilities | Local | Street Light | 0 | | | Damage in wiring, post and accessories | 200,000 | |
| Bangayan | | Utility Services Facilities | Local | Street Light | 0 | | | Damage in wiring, post and accessories | 150,000 | |
| Songkoy | | Utility Services Facilities | Local | Water Facility | 0 | | | | 150,000 | |
| Poblacion | | Utility Services Facilities | Local | Water Facility | 0 | | | | 800,000 | |
| Mahayahay | | Utility Services Facilities | Local | Water Facility | 0 | | | | 200,000 | |
| Sangay | | Utility Services Facilities | Local | Water Facility | 0 | | | | 15,000 | |
| Canaway | | Utility Services Facilities | Local | Water Facility | 0 | | | | 500,000 | |
| Jaliobong | | Utility Services Facilities | Local | Water Facility | 0 | | | | 1,000,000 | |
| Bangayan | | Utility Services Facilities | Local | Water Facility | 0 | | | | 140,000 | |
| Cabadbaran | 2 | | | | 0 | | | | 25,630,000 | |
| Mabini | | Roads | National | K1214+0316 to K1214+0350 | 0 | Kilometer | | | 30,000 | Passable (All Lanes & All Types of Vehicles) Clearing operation completed (December 16, 2021, 04:00 PM. |
| | | Schools | Local | 32 classrooms | 0 | | | | 25,600,000 | |
| No breakdown | 1 | | | | 0 | | | | 58,600,000 | |
| | | Schools | Local | 69 classrooms | 0 | | | | 58,600,000 | Province wide |
| Santiago | 7 | | | | 0 | | | | 700,000 | |
| San Isidro | | Utility Services Facilities | Local | Water Facility | 0 | | | | 100,000 | |

| REGION PROVINCE CITY /MUNICIPALITY BARANGAY | | TYPE | CLASSIFICATION | INFRASTRUCTURE | NUMBER OF DAMAGED | UNIT | QUANTITY | STATUS | COST(PHP) | REMARKS |
|---|----------|-----------------------------|----------------|--------------------------|-------------------|-----------|----------|--------|--------------------|--|
| Jagupit | | Utility Services Facilities | Local | Water Facility | 0 | | | | 100,000 | |
| Curva | | Utility Services Facilities | Local | Water Facility | 0 | | | | 100,000 | |
| Pob. 1 | | Utility Services Facilities | Local | Water Facility | 0 | | | | 100,000 | |
| Pob. 2 | | Utility Services Facilities | Local | Water Facility | 0 | | | | 100,000 | |
| Lapaz | | Utility Services Facilities | Local | Water Facility | 0 | | | | 100,000 | |
| Tagbuyacan | | Utility Services Facilities | Local | Water Facility | 0 | | | | 100,000 | |
| AGUSAN DEL SUR | 4 | | | | 0 | | | | 101,300,000 | |
| Sibagat | 1 | | | | 0 | | | | 500,000 | |
| San Vicente | | Roads | National | K1257+0150 to K1257+0300 | 0 | Kilometer | | | 500,000 | Passable (All Lanes & All Types of Vehicles) as of December 18, 2021 at 6:00 AM. Flooding subsided. Damages include washed out guardrails (100 l.m.) and scouring of shoulder (72 l.m. length x 10 l.m. width x 1 m depth). No alternate route. |
| Esperanza | 1 | | | | 0 | | | | 300,000 | |
| Piglawigan | | Roads | National | K1280+0820 to K1281+0000 | 0 | Kilometer | | | 300,000 | Opened to traffic on December 17, 2021 at 3:30 PM. |
| Bayugan | 1 | | | | 0 | | | | 100,000,000 | |
| Sto. Niño | | Roads | National | 1285+0600 | 0 | Kilometer | | | 100,000,000 | On-going monitoring of affected area. Corrected name of barangay from Brgy. Sto. Niño to Brgy. Berseba. No alternate route. |
| No breakdown | 1 | | | | 0 | | | | 500,000 | |

| REGION PROVINCE CITY /MUNICIPALITY BARANGAY | | TYPE | CLASSIFICATION | INFRASTRUCTURE | NUMBER OF DAMAGED | UNIT | QUANTITY | STATUS | COST(PHP) | REMARKS |
|---|---|---------|----------------|----------------|-------------------|------|----------|-------------------|-----------|--|
| | | Schools | Local | 2 classrooms | 0 | | | | 500,000 | Province wide |
| BARMM | 1 | | | | 7 | | | | 0 | |
| LANAO DEL SUR | 1 | | | | 7 | | | | 0 | |
| Ditsaan-Ramain | 1 | | | | 7 | | | | 0 | |
| | | Schools | Local | | 7 | | | Partially damaged | 0 | Reported partially damaged on 20 December 2021 by MDRRMO Ditsaan Ramain. |

CLASS SUSPENSION

| REGION PROVINCE CITY /MUNICIPALITY BARANGAY | | LEVEL FROM | LEVEL TO | TYPE | DATE OF SUSPENSION | TIME OF SUSPENSION | DATE RESUMED | TIME RESUMED | REMARKS |
|---|-----|------------|----------|--------|--------------------|--------------------|------------------|--------------|-----------------------|
| GRAND TOTAL | 464 | | | | | | | | |
| MIMAROPA | 41 | | | | | | | | |
| PALAWAN | 9 | | | | | | | | |
| Cagayancillo | 1 | | | | | | | | |
| | | Pre-school | Tertiary | All | 16 December 2021 | 13:00 | 26 December 2021 | | |
| Culion | 1 | | | | | | | | |
| | | Pre-school | Tertiary | Public | 16 December 2021 | 13:00 | | | |
| Taytay | 1 | | | | | | | | |
| | | Pre-school | Tertiary | All | 17 December 2021 | | | | |
| Puerto Princesa | 1 | | | | | | | | |
| | | Pre-school | Tertiary | All | 17 December 2021 | | 18 December 2021 | | City Government Order |
| Linapacan | 1 | | | | | | | | |
| | | Pre-school | Tertiary | All | 17 December 2021 | | | | |
| Coron | 1 | | | | | | | | |
| | | Pre-school | Tertiary | All | 17 December 2021 | | | | |
| Agutaya | 1 | | | | | | | | |
| | | Pre-school | Tertiary | All | 16 December 2021 | | 26 December 2021 | | |
| El Nido (Bacuit) | 1 | | | | | | | | |
| | | Pre-school | Tertiary | All | 16 December 2021 | | 26 December 2021 | | |
| Narra | 1 | | | | | | | | |

| REGION PROVINCE CITY /MUNICIPALITY BARANGAY | | LEVEL FROM | LEVEL TO | TYPE | DATE OF SUSPENSION | TIME OF SUSPENSION | DATE RESUMED | TIME RESUMED | REMARKS |
|---|-----|------------|------------|-------------------|--------------------|--------------------|------------------|--------------|--|
| | | Pre-school | Tertiary | All | 17 December 2021 | | 26 December 2021 | | |
| ROMBLON | 17 | | | | | | | | |
| Province-Wide | 17 | | | | | | | | |
| | | Pre-school | Tertiary | All | 16 December 2021 | 12:00 | 20 December 2021 | | |
| OCCIDENTAL MINDORO | 15 | | | | | | | | |
| Province-Wide | 11 | | | | | | | | |
| | | Pre-school | Tertiary | All | 17 December 2021 | 08:00 | 20 December 2021 | | Magsaysay, Calintaan, Sablayan and Mamburao suspend classes on December 15, & December 17, 2021 and resumed on December 20, 2021 |
| Magsaysay | 1 | | | | | | | | |
| | | Pre-school | Pre-school | All | 15 December 2021 | 08:00 | 20 December 2021 | | |
| Calintaan | 1 | | | | | | | | |
| | | Pre-school | Tertiary | All | 17 December 2021 | 08:00 | 20 December 2021 | | |
| Sablayan | 1 | | | | | | | | |
| | | Pre-school | Tertiary | All | 17 December 2021 | 08:00 | 20 December 2021 | | |
| Mamburao | 1 | | | | | | | | |
| | | Pre-school | Tertiary | All | 17 December 2021 | 08:00 | 20 December 2021 | | |
| REGION 6 | 5 | | | | | | | | |
| CAPIZ | 3 | | | | | | | | |
| Panay | 1 | | | | | | | | |
| | | Pre-school | Tertiary | All | 16 December 2021 | | | | EO No. 35 |
| Pontevedra | 1 | | | | | | | | |
| | | Pre-school | Tertiary | All | 16 December 2021 | | | | EO No. 25 |
| Cuartero | 1 | | | | | | | | |
| | | Pre-school | Tertiary | All | 16 December 2021 | | | | EO No. 60 |
| ILOILO | 1 | | | | | | | | |
| Iloilo City | 1 | | | | | | | | |
| | | Pre-school | Tertiary | Government Office | 16 December 2021 | | | | EO No. 149 |
| NEGROS OCCIDENTAL | 1 | | | | | | | | |
| Candoni | 1 | | | | | | | | |
| | | Pre-school | Tertiary | Government Office | 16 December 2021 | | | | EO No. 45 |
| REGION 7 | 145 | | | | | | | | |

| REGION PROVINCE CITY /MUNICIPALITY BARANGAY | | LEVEL FROM | LEVEL TO | TYPE | DATE OF SUSPENSION | TIME OF SUSPENSION | DATE RESUMED | TIME RESUMED | REMARKS |
|---|----|------------|-----------|--------|--------------------|--------------------|-----------------|--------------|--|
| BOHOL | 48 | | | | | | | | |
| Province-Wide | 48 | | | | | | | | |
| | | Pre-school | Secondary | Public | 16 December 2021 | | 03 January 2022 | | The classes were suspended for only two days because from December 20 to January 2 is Christmas break. |
| CEBU | 61 | | | | | | | | |
| Bogo | 1 | | | | | | | | |
| | | Pre-school | Secondary | Public | 16 December 2021 | | 03 January 2022 | | The classes were suspended for only two days because from December 20 to January 2 is Christmas break. |
| Carcar | 1 | | | | | | | | |
| | | Pre-school | Secondary | Public | 16 December 2021 | 10:55 | 03 January 2022 | | The classes were suspended for only two days because from December 20 to January 2 is Christmas break. |
| Province-Wide | 53 | | | | | | | | |
| | | Pre-school | Secondary | Public | 16 December 2021 | 06:30 | 03 January 2022 | | The classes were suspended for only two days because from December 20 to January 2 is Christmas break. |
| Naga | 1 | | | | | | | | |
| | | Pre-school | Secondary | Public | 16 December 2021 | | 03 January 2022 | | The classes were suspended for only two days because from December 20 to January 2 is Christmas break. |
| Danao | 1 | | | | | | | | |
| | | Pre-school | Secondary | Public | 16 December 2021 | | 03 January 2022 | | The classes were suspended for only two days because from December 20 to January 2 is Christmas break. |
| Lapu-Lapu (Opon) | 1 | | | | | | | | |

| REGION PROVINCE CITY /MUNICIPALITY BARANGAY | | LEVEL FROM | LEVEL TO | TYPE | DATE OF SUSPENSION | TIME OF SUSPENSION | DATE RESUMED | TIME RESUMED | REMARKS |
|---|-----------|------------|-----------|--------|--------------------|--------------------|-----------------|--------------|--|
| | | Pre-school | Secondary | Public | 16 December 2021 | | 03 January 2022 | | The classes were suspended for only two days because from December 20 to January 2 is Christmas break. |
| Mandaue | 1 | | | | | | | | |
| | | Pre-school | Secondary | Public | 16 December 2021 | | 03 January 2022 | | The classes were suspended for only two days because from December 20 to January 2 is Christmas break. |
| Talisay | 1 | | | | | | | | |
| | | Pre-school | Secondary | Public | 16 December 2021 | | 03 January 2022 | | The classes were suspended for only two days because from December 20 to January 2 is Christmas break. |
| Toledo | 1 | | | | | | | | |
| | | Pre-school | Secondary | Public | 16 December 2021 | | 03 January 2022 | | The classes were suspended for only two days because from December 20 to January 2 is Christmas break. |
| NEGROS ORIENTAL | 30 | | | | | | | | |
| Bais | 1 | | | | | | | | |
| | | Pre-school | Secondary | Public | 16 December 2021 | | 03 January 2022 | | The classes were suspended for only two days because from December 20 to January 2 is Christmas break. |
| Bayawan (Tulong) | 1 | | | | | | | | |
| | | Pre-school | Secondary | Public | 16 December 2021 | | 03 January 2022 | | The classes were suspended for only two days because from December 20 to January 2 is Christmas break. |
| Dumaguete | 1 | | | | | | | | |
| | | Pre-school | Secondary | Public | 16 December 2021 | | 03 January 2022 | | The classes were suspended for only two days because from December 20 to January 2 is Christmas break. |

| REGION PROVINCE CITY /MUNICIPALITY BARANGAY | | LEVEL FROM | LEVEL TO | TYPE | DATE OF SUSPENSION | TIME OF SUSPENSION | DATE RESUMED | TIME RESUMED | REMARKS |
|---|-----|------------|-----------|--------|--------------------|--------------------|------------------|--------------|--|
| Guihulngan | 1 | | | | | | | | |
| | | Pre-school | Secondary | Public | 16 December 2021 | 13:55 | 03 January 2022 | | The classes were suspended for only two days because from December 20 to January 2 is Christmas break. |
| Tanjay | 1 | | | | | | | | |
| | | Pre-school | Secondary | Public | 16 December 2021 | 12:00 | 03 January 2022 | | The classes were suspended for only two days because from December 20 to January 2 is Christmas break. |
| Province-Wide | 25 | | | | | | | | |
| | | Pre-school | Secondary | Public | 16 December 2021 | | 03 January 2022 | | The classes were suspended for only two days because from December 20 to January 2 is Christmas break. |
| SIQUIJOR | 6 | | | | | | | | |
| Province-Wide | 6 | | | | | | | | |
| | | Pre-school | Secondary | Public | 16 December 2021 | 12:00 | 03 January 2022 | | The classes were suspended for only two days because from December 20 to January 2 is Christmas break. |
| REGION 8 | 143 | | | | | | | | |
| SAMAR | 26 | | | | | | | | |
| Province-Wide | 26 | | | | | | | | |
| | | Pre-school | Tertiary | All | 15 December 2021 | | | | Based on PDRMO Samar SitRep as of 15 December 2021, 5:00 PM |
| EASTERN SAMAR | 23 | | | | | | | | |
| Province-Wide | 23 | | | | | | | | |
| | | Pre-school | Tertiary | All | 16 December 2021 | | | | Based on Eastern Samar EO No. BPE 12-024, s. 2021 |
| NORTHERN SAMAR | 24 | | | | | | | | |
| Province-Wide | 24 | | | | | | | | |
| | | Pre-school | Tertiary | All | 16 December 2021 | | 17 December 2021 | | Based on PLGU Northern Samar Advisory |

| REGION PROVINCE CITY /MUNICIPALITY BARANGAY | | LEVEL FROM | LEVEL TO | TYPE | DATE OF SUSPENSION | TIME OF SUSPENSION | DATE RESUMED | TIME RESUMED | REMARKS |
|---|----|------------|----------|------|--------------------|--------------------|------------------|--------------|---|
| BILIRAN | 8 | | | | | | | | |
| Province-Wide | 8 | | | | | | | | |
| | | Pre-school | Tertiary | All | 16 December 2021 | | | | Based on PLGU Biliran EO No. 37 |
| SOUTHERN LEYTE | 19 | | | | | | | | |
| Province-Wide | 19 | | | | | | | | |
| | | Pre-school | Tertiary | All | 15 December 2021 | 13:00 | | | Based on Southern Leyte EO No. 59, s. 2021 |
| LEYTE | 43 | | | | | | | | |
| Province-Wide | 43 | | | | | | | | |
| | | Pre-school | Tertiary | All | 16 December 2021 | | | | Based on PLGU Leyte EO No. 12-01-2021 |
| REGION 9 | 71 | | | | | | | | |
| ZAMBOANGA DEL NORTE | 27 | | | | | | | | |
| Province-Wide | 27 | | | | | | | | |
| | | Pre-school | Tertiary | All | 16 December 2021 | | 20 December 2021 | | |
| ZAMBOANGA SIBUGAY | 16 | | | | | | | | |
| Province-Wide | 16 | | | | | | | | |
| | | Pre-school | Tertiary | All | 16 December 2021 | | 20 December 2021 | | |
| ZAMBOANGA DEL SUR | 28 | | | | | | | | |
| Province-Wide | 28 | | | | | | | | |
| | | Pre-school | Tertiary | All | 16 December 2021 | | 20 December 2021 | | |
| REGION 10 | 28 | | | | | | | | |
| MISAMIS ORIENTAL | 1 | | | | | | | | |
| Cagayan de Oro | 1 | | | | | | | | |
| | | | | All | | | 03 January 2022 | | EO 146 re Suspension of Work in all offices and classes |
| BUKIDNON | 23 | | | | | | | | |
| Province-Wide | 22 | | | | | | | | |
| | | | | All | 16 December 2021 | | 03 January 2022 | | EO 38 re Suspension of classes |
| Malitbog | 1 | | | | | | | | |
| | | | | All | 16 December 2021 | | 03 January 2022 | | EO re Suspension of classes |

| REGION PROVINCE CITY /MUNICIPALITY BARANGAY | | LEVEL FROM | LEVEL TO | TYPE | DATE OF SUSPENSION | TIME OF SUSPENSION | DATE RESUMED | TIME RESUMED | REMARKS |
|---|----|------------|----------|------|--------------------|--------------------|------------------|--------------|--|
| LANAO DEL NORTE | 1 | | | | | | | | |
| Tubod | 1 | | | | | | | | |
| | | | | All | 16 December 2021 | | 03 January 2022 | | |
| MISAMIS OCCIDENTAL | 3 | | | | | | | | |
| Oroquieta | 1 | | | | | | | | |
| | | | | All | 16 December 2021 | | 03 January 2022 | | EO 071-2021- Suspension of classes in all levels in public and private schools |
| Baliangao | 1 | | | | | | | | |
| | | | | All | 16 December 2021 | | 03 January 2022 | | EO re Suspension of classes in all levels in public and private schools |
| Sinacaban | 1 | | | | | | | | |
| | | | | All | 16 December 2021 | | 03 January 2022 | | EO re Suspension of classes in all levels in public and private schools |
| REGION 11 | 26 | | | | | | | | |
| DAVAO CITY | 1 | | | | | | | | |
| No breakdown | 1 | | | | | | | | |
| | | Pre-school | Tertiary | All | 16 December 2021 | 12:00 | 17 December 2021 | 17:00 | Proclamation No. 5, series of 2021 |
| DAVAO ORIENTAL | 3 | | | | | | | | |
| Baganga | 1 | | | | | | | | |
| | | Pre-school | Tertiary | All | 16 December 2021 | 08:00 | 17 December 2021 | | Memorandum Order No. 8, series of 2021 & Memorandum No. 9, series of 2021 |
| Boston | 1 | | | | | | | | |
| | | Pre-school | Tertiary | All | 16 December 2021 | | 17 December 2021 | | Memorandum Order No. 7, series of 2021 & Memorandum Order No. 2, series of 2021/& Memorandum No. 9, series of 2021 |
| Cateel | 1 | | | | | | | | |

| REGION PROVINCE CITY /MUNICIPALITY BARANGAY | | LEVEL FROM | LEVEL TO | TYPE | DATE OF SUSPENSION | TIME OF SUSPENSION | DATE RESUMED | TIME RESUMED | REMARKS |
|---|----|------------|----------|------|--------------------|--------------------|------------------|--------------|--|
| | | Pre-school | Tertiary | All | 16 December 2021 | | 17 December 2021 | | Memorandum Order No. 7 series of 2021 & Executive Order No. 15, series of 2021/& Memorandum No. 9, series of 2021 |
| DAVAO DE ORO | 11 | | | | | | | | |
| Province-Wide | 11 | | | | | | | | |
| | | Pre-school | Tertiary | All | 16 December 2021 | | 17 December 2021 | | Memorandum Order No. __, series of 2021 (both issued on December 16, 2021) |
| DAVAO DEL NORTE | 11 | | | | | | | | |
| Province-Wide | 11 | | | | | | | | |
| | | Pre-school | Tertiary | All | 16 December 2021 | | 17 December 2021 | | Memorandum Order issued on December 16 (Suspension of work and classes in all public and private agencies and schools subject to the discretion of respective LCEs, Executive Order No. 37, series of 2021 & Public Advisory announcing the lifting of classes and work issued on by Sto. Tomas, Davao del Norte |
| CARAGA | 5 | | | | | | | | |
| BUTUAN CITY | 1 | | | | | | | | |
| Butuan | 1 | | | | | | | | |
| | | Pre-school | Tertiary | All | 15 December 2021 | 13:00 | | 17:20 | Classes resumed December 20, 2021 |
| SURIGAO DEL SUR | 1 | | | | | | | | |
| Lanusa | 1 | | | | | | | | |
| | | | | All | | | | | EO 12-043, S 2021 (Suspension of Work and Classes in Government and Private Institutions and Offices) |
| AGUSAN DEL SUR | 3 | | | | | | | | |
| No breakdown | 1 | | | | | | | | |

| REGION PROVINCE CITY /MUNICIPALITY BARANGAY | | LEVEL FROM | LEVEL TO | TYPE | DATE OF SUSPENSION | TIME OF SUSPENSION | DATE RESUMED | TIME RESUMED | REMARKS |
|---|---|------------|-----------|------|--------------------|--------------------|------------------|--------------|---------|
| | | Pre-school | Tertiary | All | 16 December 2021 | | 17 December 2021 | | |
| Prosperidad | 1 | | | | | | | | |
| | | Pre-school | Tertiary | All | 16 December 2021 | | 18 December 2021 | | |
| Trento | 1 | | | | | | | | |
| | | Pre-school | Secondary | | 15 December 2021 | | 17 December 2021 | | |

WORK SUSPENSION

| REGION PROVINCE CITY /MUNICIPALITY BARANGAY | | TYPE | DATE OF SUSPENSION | TIME OF SUSPENSION | DATE RESUMED | TIME RESUMED | REMARKS |
|---|-----|------|--------------------|--------------------|------------------|--------------|--|
| GRAND TOTAL | 306 | | | | | | |
| MIMAROPA | 51 | | | | | | |
| ROMBLON | 17 | | | | | | |
| Province-Wide | 17 | | | | | | |
| | | All | 16 December 2021 | 12:00 | 20 December 2021 | | |
| OCCIDENTAL MINDORO | 11 | | | | | | |
| Province-Wide | 11 | | | | | | |
| | | All | 17 December 2021 | 08:00 | 20 December 2021 | | Sablayan, Calintaan and Mamburao, Occidental Mindoro also suspended work on Dec 17, 2021 ang resumed on December 20,2021 |
| ORIENTAL MINDORO | 16 | | | | | | |
| Roxas | 1 | | | | | | |
| | | All | 16 December 2021 | | 17 December 2021 | | |
| Province-Wide | 15 | | | | | | |
| | | All | 17 December 2021 | 08:00 | 17 December 2021 | | |
| PALAWAN | 7 | | | | | | |
| Taytay | 1 | | | | | | |
| | | All | 17 December 2021 | 00:00 | 19 December 2021 | | |
| El Nido (Bacuit) | 1 | | | | | | |
| | | All | 17 December 2021 | | 19 December 2021 | | |
| Linapacan | 1 | | | | | | |
| | | All | 17 December 2021 | | 19 December 2021 | | |

| REGION PROVINCE CITY /MUNICIPALITY BARANGAY | | TYPE | DATE OF SUSPENSION | TIME OF SUSPENSION | DATE RESUMED | TIME RESUMED | REMARKS |
|---|-----------|--------|--------------------|--------------------|------------------|--------------|--|
| Cagayancillo | 1 | | | | | | |
| | | All | 16 December 2021 | | 26 December 2021 | | |
| Puerto Princesa | 1 | | | | | | |
| | | Public | 17 December 2021 | | 18 December 2021 | | |
| Narra | 1 | | | | | | |
| | | All | 17 December 2021 | | 26 December 2021 | | |
| Agutaya | 1 | | | | | | |
| | | All | 16 December 2021 | | 26 December 2021 | | |
| REGION 6 | 14 | | | | | | |
| ILOILO | 6 | | | | | | |
| Calinog | 2 | | | | | | |
| | | All | 15 December 2021 | | | | EO No. 85 |
| | | All | 16 December 2021 | | | | EO No. 85 |
| Banate | 1 | | | | | | |
| | | Public | 16 December 2021 | 13:00 | | | Memorandum Order No. 11, Series of 2021 |
| Tigbauan | 1 | | | | | | |
| | | Public | 16 December 2021 | | | | EO No. 2021-52 |
| Iloilo City | 1 | | | | | | |
| | | Public | 16 December 2021 | | | | EO No. 149 |
| No breakdown | 1 | | | | | | |
| | | Public | 16 December 2021 | | | | EO No. 26 |
| NEGROS OCCIDENTAL | 2 | | | | | | |
| No breakdown | 1 | | | | | | |
| | | Public | 16 December 2021 | 14:00 | | | Memorandum Order as of December 16, 2021 |
| Cadiz | 1 | | | | | | |
| | | All | 16 December 2021 | | | | EO No. 38 |
| GUIMARAS | 1 | | | | | | |
| No breakdown | 1 | | | | | | |
| | | All | 16 December 2021 | | | | EO No. 62 |
| ANTIQUE | 1 | | | | | | |
| San Jose de Buenavista | 1 | | | | | | |
| | | Public | 16 December 2021 | | | | EO No. 045 |
| CAPIZ | 4 | | | | | | |

| REGION PROVINCE CITY /MUNICIPALITY BARANGAY | | TYPE | DATE OF SUSPENSION | TIME OF SUSPENSION | DATE RESUMED | TIME RESUMED | REMARKS |
|---|------------|--------|--------------------|--------------------|------------------|--------------|---|
| Quartero | 1 | | | | | | |
| | | All | 16 December 2021 | | | | EO No. 60 |
| Pontevedra | 1 | | | | | | |
| | | All | 16 December 2021 | | | | EO No. 25 |
| Panay | 1 | | | | | | |
| | | All | 16 December 2021 | | | | EO No. 35 |
| No breakdown | 1 | | | | | | |
| | | All | 16 December 2021 | | | | EO No. 30 |
| REGION 8 | 143 | | | | | | |
| SOUTHERN LEYTE | 19 | | | | | | |
| Province-Wide | 19 | | | | | | |
| | | All | 15 December 2021 | | | | Based on Southern Leyte EO No. 59, s. 2021 |
| EASTERN SAMAR | 23 | | | | | | |
| Province-Wide | 23 | | | | | | |
| | | All | 16 December 2021 | | | | Based on Eastern Samar EO No. BPE 12-024, s. 2021 |
| NORTHERN SAMAR | 24 | | | | | | |
| Province-Wide | 24 | | | | | | |
| | | Public | 16 December 2021 | | 17 December 2021 | | Based on PLGU Northern Samar Advisory |
| SAMAR | 26 | | | | | | |
| Province-Wide | 26 | | | | | | |
| | | All | 15 December 2021 | | | | Based on PDRRMO Samar Situational Report as of 5 December 2021, 5:00 PM |
| BILIRAN | 8 | | | | | | |
| Province-Wide | 8 | | | | | | |
| | | All | 16 December 2021 | | | | Based on PLGU Biliran EO No. 37, s. 2021 |
| LEYTE | 43 | | | | | | |
| Province-Wide | 43 | | | | | | |
| | | All | 16 December 2021 | | | | Based on Leyte EO No. 12-01-2021 |
| REGION 9 | 39 | | | | | | |
| ZAMBOANGA DEL SUR | 28 | | | | | | |

| REGION PROVINCE CITY /MUNICIPALITY BARANGAY | | TYPE | DATE OF SUSPENSION | TIME OF SUSPENSION | DATE RESUMED | TIME RESUMED | REMARKS |
|---|----------|--------|--------------------|--------------------|------------------|--------------|--|
| Province-Wide | 28 | | | | | | |
| | | Public | 16 December 2021 | | 18 December 2021 | | |
| | | All | 16 December 2021 | | 20 December 2021 | | |
| ZAMBOANGA DEL NORTE | 7 | | | | | | |
| Dapitan | 1 | | | | | | |
| | | Public | 16 December 2021 | | 20 December 2021 | | |
| Dipolog | 1 | | | | | | |
| | | Public | 16 December 2021 | | 20 December 2021 | | |
| Polanco | 1 | | | | | | |
| | | Public | 16 December 2021 | | 20 December 2021 | | |
| Piñan (New Piñan) | 1 | | | | | | |
| | | Public | 16 December 2021 | | 20 December 2021 | | |
| Katipunan | 1 | | | | | | |
| | | Public | 16 December 2021 | | 20 December 2021 | | |
| Sibutad | 1 | | | | | | |
| | | Public | 16 December 2021 | | 20 December 2021 | | |
| President Manuel A. Roxas | 1 | | | | | | |
| | | Public | 16 December 2021 | | 20 December 2021 | | |
| ZAMBOANGA SIBUGAY | 4 | | | | | | |
| Ipil | 1 | | | | | | |
| | | Public | 16 December 2021 | | 20 December 2021 | | |
| Mabuhay | 1 | | | | | | |
| | | All | 16 December 2021 | | 20 December 2021 | | |
| Siyay | 1 | | | | | | |
| | | Public | 16 December 2021 | | 20 December 2021 | | |
| Imelda | 1 | | | | | | |
| | | Public | 16 December 2021 | | 20 December 2021 | | |
| REGION 10 | 6 | | | | | | |
| MISAMIS ORIENTAL | 3 | | | | | | |
| Cagayan de Oro | 1 | | | | | | |
| | | All | 16 December 2021 | | 27 December 2021 | | EO 146 – Suspension of work in all offices |
| Binuangan | 1 | | | | | | |
| | | Public | 16 December 2021 | | 27 December 2021 | | Suspension of work in government offices |

| REGION PROVINCE CITY /MUNICIPALITY BARANGAY | | TYPE | DATE OF SUSPENSION | TIME OF SUSPENSION | DATE RESUMED | TIME RESUMED | REMARKS |
|---|----|--------|--------------------|--------------------|------------------|--------------|---|
| Salay | 1 | | | | | | |
| | | Public | 16 December 2021 | | 27 December 2021 | | Suspension of work in government offices |
| BUKIDNON | 1 | | | | | | |
| Malitbog | 1 | | | | | | |
| | | Public | 16 December 2021 | | 27 December 2021 | | Suspension of work in government offices |
| LANAO DEL NORTE | 1 | | | | | | |
| Tubod | 1 | | | | | | |
| | | All | 16 December 2021 | | 27 December 2021 | | Suspension of class in government and private offices |
| MISAMIS OCCIDENTAL | 1 | | | | | | |
| Sinacaban | 1 | | | | | | |
| | | All | 16 December 2021 | | 27 December 2021 | | Suspension of class in government and private offices |
| REGION 11 | 13 | | | | | | |
| DAVAO CITY | 1 | | | | | | |
| No breakdown | 1 | | | | | | |
| | | Public | 16 December 2021 | 12:00 | 17 December 2021 | 17:00 | Proclamation No. 5 series of 2021 |
| DAVAO DEL NORTE | 11 | | | | | | |
| Province-Wide | 11 | | | | | | |
| | | All | 16 December 2021 | | 11 December 2021 | | Provincial Memorandum Order series of 2021 re Suspension of Work and Classes in all Public and Private Agencies and Schools subject to the discretion of respective LCEs, Executive Order No. 37, series of 2021 & Public Advisory Lifting the Suspension of Classes and Work - Sto. Tomas, Davao del Norte |
| DAVAO ORIENTAL | 1 | | | | | | |
| Cateel | 1 | | | | | | |
| | | Public | 16 December 2021 | | 17 December 2021 | | Executive Order No. 14, series of 2021 & Executive Order No. 15, series of 2021 |
| CARAGA | 39 | | | | | | |

| REGION PROVINCE CITY /MUNICIPALITY BARANGAY | | TYPE | DATE OF SUSPENSION | TIME OF SUSPENSION | DATE RESUMED | TIME RESUMED | REMARKS |
|---|----|--------|--------------------|--------------------|--------------|--------------|--|
| BUTUAN CITY | 1 | | | | | | |
| Butuan | 1 | | | | | | |
| | | Public | 15 December 2021 | 13:00 | | | Until further notice. Proclamation No. 002, s. 2021 |
| SURIGAO DEL NORTE | 28 | | | | | | |
| Province-Wide | 28 | | | | | | |
| | | Public | 15 December 2021 | 08:00 | | | Resumption until further notice. Executive Order No. 21-045 series of 2021 |
| DINAGAT ISLANDS | 7 | | | | | | |
| Province-Wide | 7 | | | | | | |
| | | Public | 15 December 2021 | 12:00 | | | Resumption of work until further notice. Executive Order No. 12-07 series of 2021 |
| SURIGAO DEL SUR | 3 | | | | | | |
| Lanuza | 1 | | | | | | |
| | | All | 16 December 2021 | | | | EO 12-043, S 2021 |
| Cagwait | 1 | | | | | | |
| | | All | | | | | Executive Order No. 52 - suspension of work to all public and private agencies re: Typhoon 'ODETTE' |
| Carrascal | 1 | | | | | | |
| | | All | 15 December 2021 | | | | Issued Executive Order No. 47, S.2021 "Orders the usspension of Work and School Activities to all levels |
| BARMM | 1 | | | | | | |
| LANAO DEL SUR | 1 | | | | | | |
| Ganassi | 1 | | | | | | |
| | | All | 16 December 2021 | 08:00 | | | |

DECLARATION OF STATE OF CALAMITY

| REGION PROVINCE CITY /MUNICIPALITY BARANGAY | | TYPE | RESOLUTION NUMBER | RESOLUTION DATE | REMARKS |
|---|------------|----------|-----------------------|------------------|--|
| GRAND TOTAL | 354 | | | | |
| MIMAROPA | 73 | | | | |
| ROMBLON | 17 | | | | |
| Province-Wide | 17 | | | | |
| | | Province | Proclamation No. 1267 | 21 December 2021 | Proclamation issued by the Office of the President |
| MARINDUQUE | 6 | | | | |
| Province-Wide | 6 | | | | |
| | | Region | Proclamation No. 1267 | 21 December 2021 | Proclamation issued by the Office of the President |
| OCCIDENTAL MINDORO | 11 | | | | |
| Province-Wide | 11 | | | | |
| | | Region | Proclamation No. 1267 | 21 December 2021 | Proclamation issued by the Office of the President |
| ORIENTAL MINDORO | 15 | | | | |
| Province-Wide | 15 | | | | |
| | | Region | Proclamation No. 1267 | 21 December 2021 | Proclamation issued by the Office of the President |
| PALAWAN | 24 | | | | |
| Province-Wide | 24 | | | | |
| | | Region | Proclamation No. 1267 | 21 December 2021 | <ul style="list-style-type: none"> - Proclamation issued by the Office of the President -Municipal Resolution No. 422-S-2021 for Cagayancillo, Palawan dated 20 December 2021 -Resolution No. 596, s 2021 for Roxas, Palawan dated 20 December 2021 -Provincial Resolution No. 16377-S-2021 for the Province of Palawan dated 21 December 2021 -Municipal Resolution No. 507-S-2021 for Aborlan, Palawan dated 21 December 2021 -Municipal Resolution No. 116-014-S-2021 for Kalayaan, Palawan dated 21 December 2021 -Municipal Resolution No. 2021-132 for San Vicente, Palawan dated 21 December 2021 -Resolution No. 1509, s 2021 for Puerto Princesa City, Palawan dated 22 December 2021 |

| REGION PROVINCE CITY /MUNICIPALITY BARANGAY | | TYPE | RESOLUTION NUMBER | RESOLUTION DATE | REMARKS |
|---|------------|--------------------|------------------------|------------------|--|
| REGION 6 | 58 | | | | |
| GUIMARAS | 5 | | | | |
| Province-Wide | 5 | | | | |
| | | Province | 622 | 19 December 2021 | |
| ILOILO | 2 | | | | |
| Iloilo City | 1 | | | | |
| | | City/ Municipality | 2021-1108 | 21 December 2021 | |
| San Joaquin | 1 | | | | |
| | | City/ Municipality | 2021-297 | 22 December 2021 | |
| NEGROS OCCIDENTAL | 32 | | | | |
| Province-Wide | 32 | | | | |
| | | | 21-59 | 20 December 2021 | |
| ANTIQUE | 19 | | | | |
| Province-Wide | 18 | | | | |
| | | Province | 1070-2021 | 31 December 2021 | |
| Anini-y | 1 | | | | |
| | | City/ Municipality | 2021-196 | 20 December 2021 | |
| REGION 8 | 143 | | | | |
| SOUTHERN LEYTE | 19 | | | | |
| Province-Wide | 19 | | | | |
| | | Region | LGU Declaration No, 60 | 20 December 2021 | Issuance of the Proclamation No, 1267 by the Office of the President, LGU Declaration No, 60 |
| LEYTE | 43 | | | | |
| Province-Wide | 43 | | | | |
| | | Region | Proclamation No, 1267 | 21 December 2021 | Issuance of the Proclamation No, 1267 by the Office of the President |
| BILIRAN | 8 | | | | |
| Province-Wide | 8 | | | | |
| | | Region | Proclamation No, 1267 | 21 December 2021 | Issuance of the Proclamation No, 1267 by the Office of the President |
| EASTERN SAMAR | 23 | | | | |
| Province-Wide | 23 | | | | |
| | | Region | Proclamation No, 1267 | 21 December 2021 | Issuance of the Proclamation No. 1267 by the Office of the President |

| REGION PROVINCE CITY /MUNICIPALITY BARANGAY | | TYPE | RESOLUTION NUMBER | RESOLUTION DATE | REMARKS |
|---|----|----------|-----------------------|------------------|---|
| NORTHERN SAMAR | 24 | | | | |
| Province-Wide | 24 | | | | |
| | | Region | Proclamation No, 1267 | 21 December 2021 | Issuance of the Proclamation No. 1267 by the Office of the President |
| SAMAR | 26 | | | | |
| Province-Wide | 26 | | | | |
| | | Region | Proclamation No, 1267 | 21 December 2021 | Issuance of Proclamation No, 1267 by the Office of the President |
| CARAGA | 80 | | | | |
| AGUSAN DEL NORTE | 11 | | | | |
| Province-Wide | 11 | | | | |
| | | Province | 15-21,S 2021 | 18 December 2021 | Issuance of Proclamation No. 1267 by the Office of the President on 21 December 2021. |
| AGUSAN DEL SUR | 14 | | | | |
| Province-Wide | 14 | | | | |
| | | Province | Proclamation No. 1267 | 21 December 2021 | Office of the President issuance |
| BUTUAN CITY | 1 | | | | |
| Province-Wide | 1 | | | | |
| | | Province | Proclamation No. 1267 | 21 December 2021 | Office of the President issuance |
| DINAGAT ISLANDS | 7 | | | | |
| Province-Wide | 7 | | | | |
| | | Province | Proclamation No. 1267 | 21 December 2021 | Office of the President issuance |
| SURIGAO DEL NORTE | 28 | | | | |
| Province-Wide | 28 | | | | |
| | | Province | Proclamation No. 1267 | 21 December 2021 | Office of the President issuance |
| SURIGAO DEL SUR | 19 | | | | |
| Province-Wide | 19 | | | | |
| | | Province | Proclamation No. 1267 | 21 December 2021 | Office of the President issuance |

PRE-EMPTIVE EVACUATION

| REGION PROVINCE CITY /MUNICIPALITY BARANGAY | | FAMILIES | MALE | FEMALE | TOTAL | REMARKS |
|---|-----|----------|-------|--------|---------|---------|
| GRAND TOTAL | 794 | 230,496 | 1,062 | 1,015 | 808,409 | |
| MIMAROPA | 344 | 60,585 | 0 | 0 | 245,148 | |
| ORIENTAL MINDORO | 23 | 726 | 0 | 0 | 3,016 | |
| Bansud | 2 | 26 | 0 | 0 | 96 | |
| Proper | | 13 | 0 | 0 | 64 | Closed |
| Salcedo | | 13 | 0 | 0 | 32 | |
| Bongabong | 1 | 3 | 0 | 0 | 11 | |
| Camantigue | | 3 | 0 | 0 | 11 | Closed |
| Bulalacao (San Pedro) | 6 | 348 | 0 | 0 | 1,281 | |
| Balatasan | | 40 | 0 | 0 | 144 | Closed |
| Cambunang | | 29 | 0 | 0 | 90 | Closed |
| San Juan | | 38 | 0 | 0 | 167 | Closed |
| San Isidro | | 28 | 0 | 0 | 83 | Closed |
| Milagrosa | | 127 | 0 | 0 | 446 | Closed |
| Poblacion | | 86 | 0 | 0 | 351 | Closed |
| Mansalay | 2 | 16 | 0 | 0 | 63 | |
| Wasig | | 14 | 0 | 0 | 55 | Closed |
| Waygan | | 2 | 0 | 0 | 8 | Closed |
| Pinamalayan | 3 | 62 | 0 | 0 | 238 | |
| Pili | | 29 | 0 | 0 | 108 | Closed |
| Papandayan | | 1 | 0 | 0 | 2 | Closed |
| Quinabigan | | 32 | 0 | 0 | 128 | Closed |
| Roxas | 1 | 9 | 0 | 0 | 40 | |
| Dangay | | 9 | 0 | 0 | 40 | Closed |
| Naujan | 4 | 214 | 0 | 0 | 1,069 | |
| Malvar | | 2 | 0 | 0 | 10 | Closed |
| San Andres | | 2 | 0 | 0 | 9 | Closed |
| Bagong Buhay | | 35 | 0 | 0 | 175 | |
| Santiago | | 175 | 0 | 0 | 875 | |
| Puerto Galera | 3 | 27 | 0 | 0 | 113 | |
| Baclayan | | 9 | 0 | 0 | 39 | Closed |
| Sto Niño | | 14 | 0 | 0 | 62 | |
| Tabinay | | 4 | 0 | 0 | 12 | |
| Victoria | 1 | 21 | 0 | 0 | 105 | |
| Malabo | | 21 | 0 | 0 | 105 | Closed |

| REGION PROVINCE CITY / MUNICIPALITY BARANGAY | | FAMILIES | MALE | FEMALE | TOTAL | REMARKS |
|--|----|----------|------|--------|-------|---------|
| MARINDUQUE | 16 | 197 | 0 | 0 | 646 | |
| Boac | 8 | 92 | 0 | 0 | 298 | |
| Laylay | | 8 | 0 | 0 | 26 | Closed |
| Buliasnin | | 8 | 0 | 0 | 22 | Closed |
| Hinapulan | | 58 | 0 | 0 | 171 | Closed |
| Balagasan | | 1 | 0 | 0 | 3 | Closed |
| Puting Buhangin | | 1 | 0 | 0 | 2 | Closed |
| Lupac | | 4 | 0 | 0 | 20 | Closed |
| Santol | | 4 | 0 | 0 | 14 | Closed |
| Amoingon | | 8 | 0 | 0 | 40 | Closed |
| Mogpog | 1 | 3 | 0 | 0 | 7 | |
| Bintakay | | 3 | 0 | 0 | 7 | Closed |
| Torrijos | 7 | 102 | 0 | 0 | 341 | |
| Buangan | | 9 | 0 | 0 | 32 | Closed |
| Kay Duke | | 7 | 0 | 0 | 18 | Closed |
| Malibago | | 15 | 0 | 0 | 73 | Closed |
| Marlanga | | 4 | 0 | 0 | 7 | Closed |
| Talawan | | 14 | 0 | 0 | 55 | Closed |
| Suha | | 27 | 0 | 0 | 62 | Closed |
| Tigwi | | 26 | 0 | 0 | 94 | Closed |
| ROMBLON | 17 | 218 | 0 | 0 | 912 | |
| Cajidiocan | 3 | 53 | 0 | 0 | 219 | |
| Poblacion | | 20 | 0 | 0 | 78 | Closed |
| Cambalo | | 18 | 0 | 0 | 83 | Closed |
| Cambajao | | 15 | 0 | 0 | 58 | Closed |
| Corcuera | 1 | 4 | 0 | 0 | 12 | |
| San Vicente | | 4 | 0 | 0 | 12 | Closed |
| Ferrol | 3 | 40 | 0 | 0 | 131 | |
| Claro M. Recto | | 16 | 0 | 0 | 59 | Closed |
| Tubigon | | 17 | 0 | 0 | 48 | Closed |
| Hinag-oman | | 7 | 0 | 0 | 24 | Closed |
| Santa Fe | 3 | 8 | 0 | 0 | 38 | |
| Tabugon | | 5 | 0 | 0 | 31 | Closed |
| Guintigbasan | | 1 | 0 | 0 | 3 | Closed |
| Canyayo | | 2 | 0 | 0 | 4 | Closed |

| REGION PROVINCE CITY /MUNICIPALITY BARANGAY | | FAMILIES | MALE | FEMALE | TOTAL | REMARKS |
|---|------------|---------------|----------|----------|----------------|----------|
| Banton (Jones) | 7 | 113 | 0 | 0 | 512 | |
| Tungonan | | 24 | 0 | 0 | 94 | Closed |
| Mainit | | 28 | 0 | 0 | 98 | Closed |
| Balogo | | 31 | 0 | 0 | 172 | Closed |
| Tan-ag | | 15 | 0 | 0 | 74 | Closed |
| Sibay | | 6 | 0 | 0 | 28 | Closed |
| Tugbongan | | 7 | 0 | 0 | 34 | Closed |
| Nabalay | | 2 | 0 | 0 | 12 | Closed |
| PALAWAN | 288 | 59,444 | 0 | 0 | 240,574 | |
| Agutaya | 9 | 434 | 0 | 0 | 1,778 | |
| Abagat | | 200 | 0 | 0 | 800 | Existing |
| Matarawis | | 19 | 0 | 0 | 71 | Existing |
| Algeciras | | 46 | 0 | 0 | 285 | |
| Bangcal | | 34 | 0 | 0 | 81 | |
| Cambian | | 5 | 0 | 0 | 18 | |
| Concepcion | | 96 | 0 | 0 | 407 | |
| Maracanao | | 11 | 0 | 0 | 31 | |
| Villa Fria | | 14 | 0 | 0 | 54 | |
| Villa Sol | | 9 | 0 | 0 | 31 | |
| Araceli | 15 | 1,099 | 0 | 0 | 3,975 | |
| Dalayawan | | 116 | 0 | 0 | 243 | Existing |
| Poblacion III | | 91 | 0 | 0 | 406 | Existing |
| Dagman | | 142 | 0 | 0 | 414 | Existing |
| San Jose De Oro | | 110 | 0 | 0 | 394 | Existing |
| Osmena | | 84 | 0 | 0 | 393 | Existing |
| Tinintinan | | 42 | 0 | 0 | 151 | Existing |
| Madoldolon | | 103 | 0 | 0 | 238 | Existing |
| Poblacion | | 76 | 0 | 0 | 288 | Existing |
| Balogo | | 68 | 0 | 0 | 254 | |
| Calandagan | | 117 | 0 | 0 | 580 | |
| Lumacad | | 7 | 0 | 0 | 30 | |
| Baing Muringen | | 11 | 0 | 0 | 42 | |
| Muringen | | 63 | 0 | 0 | 315 | |
| Sto. Niño | | 13 | 0 | 0 | 65 | |
| Taloto | | 56 | 0 | 0 | 162 | |

| REGION PROVINCE CITY /MUNICIPALITY BARANGAY | | FAMILIES | MALE | FEMALE | TOTAL | REMARKS |
|---|----|----------|------|--------|-------|----------|
| Busuanga | 13 | 351 | 0 | 0 | 1,106 | |
| Sagrada | | 21 | 0 | 0 | 82 | Closed |
| Concepcion | | 48 | 0 | 0 | 184 | Closed |
| Maglambay | | 38 | 0 | 0 | 136 | Closed |
| San Rafael | | 55 | 0 | 0 | 122 | Closed |
| Bogtong | | 16 | 0 | 0 | 56 | Closed |
| Buluang | | 53 | 0 | 0 | 147 | Closed |
| New Busuanga | | 14 | 0 | 0 | 48 | Closed |
| Old Busuanga | | 19 | 0 | 0 | 60 | Closed |
| Panlaitan | | 25 | 0 | 0 | 78 | Closed |
| Quezon | | 53 | 0 | 0 | 160 | Closed |
| Salvacion | | 2 | 0 | 0 | 11 | Closed |
| San Isidro | | 6 | 0 | 0 | 20 | Closed |
| Santo Nino | | 1 | 0 | 0 | 2 | Closed |
| Cagayancillo | 13 | 518 | 0 | 0 | 2,067 | |
| Bantayan | | 16 | 0 | 0 | 66 | Existing |
| Mampio | | 38 | 0 | 0 | 152 | Existing |
| Takas | | 24 | 0 | 0 | 102 | Existing |
| Talaga | | 79 | 0 | 0 | 321 | Existing |
| Lipot North | | 2 | 0 | 0 | 4 | Existing |
| Lipot South | | 4 | 0 | 0 | 13 | Existing |
| Wahig | | 9 | 0 | 0 | 44 | Existing |
| Conbento | | 18 | 0 | 0 | 75 | Existing |
| Santa Cruz | | 45 | 0 | 0 | 191 | Existing |
| Magsaysay | | 25 | 0 | 0 | 80 | Existing |
| Calusas | | 62 | 0 | 0 | 262 | Existing |
| Cawili | | 122 | 0 | 0 | 503 | Existing |
| Nusa | | 74 | 0 | 0 | 254 | |
| Coron | 22 | 1,428 | 0 | 0 | 5,202 | |
| Poblacion 1 | | 166 | 0 | 0 | 833 | Closed |
| Poblacion 2 | | 48 | 0 | 0 | 217 | Closed |
| Guadalupe | | 24 | 0 | 0 | 120 | Closed |
| Tagumpay | | 29 | 0 | 0 | 140 | Closed |
| Poblacion 5 | | 37 | 0 | 0 | 156 | Closed |
| Banuangaan | | 49 | 0 | 0 | 242 | Closed |

| REGION PROVINCE CITY /MUNICIPALITY BARANGAY | | FAMILIES | MALE | FEMALE | TOTAL | REMARKS |
|---|----|----------|------|--------|-------|---------|
| Bintuan | | 45 | 0 | 0 | 403 | Closed |
| Borac | | 52 | 0 | 0 | 214 | Closed |
| Buenavista | | 80 | 0 | 0 | 114 | Closed |
| Bulalacao | | 115 | 0 | 0 | 423 | Closed |
| Cabugao | | 169 | 0 | 0 | 416 | Closed |
| Decabobo | | 59 | 0 | 0 | 170 | Closed |
| Decalachao | | 47 | 0 | 0 | 223 | Closed |
| Lajala | | 224 | 0 | 0 | 562 | Closed |
| Malawig | | 85 | 0 | 0 | 320 | Closed |
| Marcilla | | 116 | 0 | 0 | 322 | Closed |
| Poblacion 6 | | 1 | 0 | 0 | 5 | Closed |
| San Jose | | 50 | 0 | 0 | 178 | Closed |
| San Nicolas | | 9 | 0 | 0 | 33 | Closed |
| Tara | | 2 | 0 | 0 | 6 | Closed |
| Turda | | 4 | 0 | 0 | 20 | Closed |
| Poblacion 3 | | 17 | 0 | 0 | 85 | Closed |
| Cuyo | 19 | 2,057 | 0 | 0 | 6,430 | |
| Maringian, Tenga-tenga | | 82 | 0 | 0 | 314 | Closed |
| Cabigsui | | 675 | 0 | 0 | 2,261 | Closed |
| Suba | | 434 | 0 | 0 | 1,028 | Closed |
| Catadman | | 1 | 0 | 0 | 5 | Closed |
| Tucadan | | 49 | 0 | 0 | 173 | Closed |
| Bangcal | | 8 | 0 | 0 | 24 | |
| Caburian | | 56 | 0 | 0 | 219 | |
| Lagaoriao | | 26 | 0 | 0 | 95 | |
| Lungsod | | 1 | 0 | 0 | 7 | |
| Lubid | | 84 | 0 | 0 | 320 | |
| Manamoc Island | | 20 | 0 | 0 | 74 | |
| Pawa | | 83 | 0 | 0 | 330 | |
| Caponayan | | 322 | 0 | 0 | 891 | |
| San Carlos | | 51 | 0 | 0 | 108 | |
| Catadman | | 1 | 0 | 0 | 5 | |
| Funda | | 61 | 0 | 0 | 210 | |
| Tenga-tenga | | 14 | 0 | 0 | 42 | |
| Maringian | | 48 | 0 | 0 | 201 | |

| REGION PROVINCE CITY /MUNICIPALITY BARANGAY | | FAMILIES | MALE | FEMALE | TOTAL | REMARKS |
|---|----|----------|------|--------|-------|----------|
| Balading | | 41 | 0 | 0 | 123 | |
| Dumaran | 13 | 1,439 | 0 | 0 | 6,247 | |
| Culasian | | 240 | 0 | 0 | 1,200 | Existing |
| Magsaysay | | 37 | 0 | 0 | 185 | Existing |
| Capayas | | 120 | 0 | 0 | 600 | Existing |
| Danleg | | 13 | 0 | 0 | 65 | Existing |
| Sta Teresita | | 141 | 0 | 0 | 708 | Existing |
| San Juan | | 55 | 0 | 0 | 180 | |
| Catep | | 145 | 0 | 0 | 544 | |
| Calsaga | | 5 | 0 | 0 | 25 | |
| Calasag | | 69 | 0 | 0 | 249 | |
| Bacao | | 415 | 0 | 0 | 1,631 | |
| Bohol | | 49 | 0 | 0 | 156 | |
| Sta Maria | | 110 | 0 | 0 | 554 | |
| Poblacion | | 40 | 0 | 0 | 150 | |
| El Nido (Bacuit) | 12 | 569 | 0 | 0 | 2,021 | |
| Bebeladan | | 102 | 0 | 0 | 427 | Existing |
| Corong-corong | | 5 | 0 | 0 | 18 | Closed |
| Buena Suerte, Maligaya, Villa Libertad | | 149 | 0 | 0 | 200 | Closed |
| Bucanas | | 153 | 0 | 0 | 765 | Closed |
| Manlag | | 12 | 0 | 0 | 48 | |
| New Ibajay | | 1 | 0 | 0 | 5 | |
| Pasadena | | 19 | 0 | 0 | 85 | |
| San Fernando | | 8 | 0 | 0 | 36 | |
| Bagong Bayan | | 8 | 0 | 0 | 37 | |
| Aberawan | | 50 | 0 | 0 | 158 | |
| Teneguiban | | 35 | 0 | 0 | 148 | |
| Villa Paz | | 27 | 0 | 0 | 94 | |
| Quezon | 3 | 372 | 0 | 0 | 1,482 | |
| Aramaywan | | 150 | 0 | 0 | 600 | Existing |
| Alfonso XIII | | 105 | 0 | 0 | 420 | |
| Isugod | | 117 | 0 | 0 | 462 | |
| Linapacan | 3 | 376 | 0 | 0 | 1,803 | |
| San Miguel | | 118 | 0 | 0 | 513 | Closed |
| Barangonan | | 113 | 0 | 0 | 565 | Closed |

| REGION PROVINCE CITY /MUNICIPALITY BARANGAY | | FAMILIES | MALE | FEMALE | TOTAL | REMARKS |
|---|----|----------|------|--------|--------|----------|
| Nangalao | | 145 | 0 | 0 | 725 | Closed |
| Magsaysay | 11 | 891 | 0 | 0 | 2,831 | |
| Balaguen | | 157 | 0 | 0 | 507 | Closed |
| Canipo | | 56 | 0 | 0 | 221 | Existing |
| Lucbuan | | 92 | 0 | 0 | 370 | Closed |
| Alcoba | | 109 | 0 | 0 | 345 | Closed |
| Los Angeles | | 125 | 0 | 0 | 311 | Closed |
| Cocoro | | 128 | 0 | 0 | 270 | Closed |
| Danawan | | 40 | 0 | 0 | 121 | Closed |
| Lacaren | | 24 | 0 | 0 | 66 | Closed |
| Emilod | | 13 | 0 | 0 | 31 | Closed |
| Igabas | | 27 | 0 | 0 | 109 | Closed |
| Rizal | | 120 | 0 | 0 | 480 | Closed |
| Narra | 12 | 1,723 | 0 | 0 | 7,681 | |
| Elvita | | 71 | 0 | 0 | 243 | Existing |
| Caguisan | | 1 | 0 | 0 | 4 | Existing |
| Malinao | | 106 | 0 | 0 | 436 | Existing |
| Tinagong Dagat | | 127 | 0 | 0 | 630 | Closed |
| Aramaywan | | 108 | 0 | 0 | 432 | Closed |
| Batang-batang | | 74 | 0 | 0 | 176 | Closed |
| Bagong Sikat | | 16 | 0 | 0 | 64 | Closed |
| Dumanguena | | 63 | 0 | 0 | 282 | Closed |
| Malatgao | | 146 | 0 | 0 | 456 | Closed |
| Princess Urduja | | 32 | 0 | 0 | 143 | Closed |
| Panacan | | 453 | 0 | 0 | 2,222 | Closed |
| Panacan 2 | | 526 | 0 | 0 | 2,593 | Closed |
| Puerto Princesa | 55 | 24,622 | 0 | 0 | 94,472 | |
| Sta Lourdes | | 235 | 0 | 0 | 905 | Existing |
| Bagong Silang, Masigla, Pagkakaisa | | 783 | 0 | 0 | 3,844 | Closed |
| Bancao bancao | | 490 | 0 | 0 | 2,115 | Closed |
| Cabayugan | | 1,500 | 0 | 0 | 4,064 | Closed |
| Maoyon | | 700 | 0 | 0 | 3,500 | Existing |
| Concepcion | | 413 | 0 | 0 | 2,065 | Existing |
| Tagburos | | 212 | 0 | 0 | 707 | Existing |
| San Pedro | | 449 | 0 | 0 | 2,209 | Existing |

| REGION PROVINCE CITY /MUNICIPALITY BARANGAY | FAMILIES | MALE | FEMALE | TOTAL | REMARKS |
|---|----------|------|--------|-------|----------|
| Babuyan | 681 | 0 | 0 | 2,626 | Existing |
| Tanabag | 175 | 0 | 0 | 563 | Closed |
| Macarascas | 650 | 0 | 0 | 3,250 | Existing |
| Mangingisda | 528 | 0 | 0 | 908 | Closed |
| Liwanag | 208 | 0 | 0 | 1,040 | Existing |
| San jose | 45 | 0 | 0 | 197 | Existing |
| MOntible | 40 | 0 | 0 | 210 | Closed |
| Buenavista | 1,226 | 0 | 0 | 5,091 | Existing |
| Tagabinet | 901 | 0 | 0 | 1,741 | Existing |
| Bagong Sikat | 972 | 0 | 0 | 3,708 | Existing |
| Langogan | 740 | 0 | 0 | 2,905 | Closed |
| Manalo | 698 | 0 | 0 | 2,517 | Existing |
| Sicsican | 1,233 | 0 | 0 | 6,100 | Existing |
| Inagawan | 730 | 0 | 0 | 1,872 | Closed |
| Inagawan-Sub | 549 | 0 | 0 | 1,295 | Existing |
| Monica | 23 | 0 | 0 | 98 | Existing |
| Matiyaga | 7 | 0 | 0 | 29 | Existing |
| Princesa | 26 | 0 | 0 | 118 | Closed |
| Manggahan | 26 | 0 | 0 | 130 | Closed |
| Matahimik | 54 | 0 | 0 | 206 | Existing |
| Mabuhay | 1 | 0 | 0 | 2 | Existing |
| San Isidro | 7 | 0 | 0 | 35 | Closed |
| Bahile | 968 | 0 | 0 | 2,972 | Closed |
| Salvacion | 447 | 0 | 0 | 1,596 | Closed |
| Luzviminda | 302 | 0 | 0 | 753 | Closed |
| Kamuning | 300 | 0 | 0 | 603 | Closed |
| Iwahig | 521 | 0 | 0 | 2,026 | Existing |
| Simpocan | 600 | 0 | 0 | 3,000 | Existing |
| Maningning | 28 | 0 | 0 | 128 | Existing |
| San Rafael | 517 | 0 | 0 | 2,585 | Existing |
| Bagong Bayan | 220 | 0 | 0 | 1,100 | Closed |
| Irawan | 75 | 0 | 0 | 375 | Existing |
| Sta Cruz | 394 | 0 | 0 | 1,151 | Closed |
| Sta Lucia | 80 | 0 | 0 | 163 | Closed |
| Bacungan | 1,810 | 0 | 0 | 9,050 | Existing |

| REGION PROVINCE CITY /MUNICIPALITY BARANGAY | | FAMILIES | MALE | FEMALE | TOTAL | REMARKS |
|---|----|----------|------|--------|--------|----------|
| New Pangangan | | 503 | 0 | 0 | 1,407 | Closed |
| Maunlad | | 13 | 0 | 0 | 65 | Existing |
| Mandaragat | | 708 | 0 | 0 | 2,878 | Existing |
| Lucbuan | | 536 | 0 | 0 | 1,577 | Existing |
| San Manuel | | 17 | 0 | 0 | 85 | Existing |
| San Miguel | | 200 | 0 | 0 | 1,000 | Existing |
| Tinguiban | | 370 | 0 | 0 | 1,850 | Closed |
| Napsan | | 382 | 0 | 0 | 1,910 | Closed |
| Tagumpay | | 7 | 0 | 0 | 35 | Existing |
| Binduyan | | 590 | 0 | 0 | 1,500 | Closed |
| Marufinas | | 287 | 0 | 0 | 1,047 | |
| Marayugon | | 445 | 0 | 0 | 1,566 | |
| Roxas | 23 | 7,495 | 0 | 0 | 26,206 | |
| New Barbacan, 1, 6, 3, 4, Minara, San Nicolas | | 342 | 0 | 0 | 1,188 | Existing |
| Brgys. 1,2 and 4 | | 160 | 0 | 0 | 636 | Existing |
| Rizal | | 323 | 0 | 0 | 1,129 | |
| Brgy. 3 | | 15 | 0 | 0 | 65 | |
| New Barbacan, 3,4, and Sandoval | | 168 | 0 | 0 | 730 | |
| Nicanor Zabala | | 335 | 0 | 0 | 976 | |
| Tagumpay | | 822 | 0 | 0 | 3,139 | |
| Dumarao | | 3 | 0 | 0 | 10 | |
| Malcampo | | 357 | 0 | 0 | 1,674 | |
| San Jose | | 464 | 0 | 0 | 2,188 | |
| Minara | | 23 | 0 | 0 | 85 | |
| Brgy. 1 | | 1,115 | 0 | 0 | 4,604 | |
| JOlo | | 315 | 0 | 0 | 1,042 | |
| Tinitian | | 12 | 0 | 0 | 40 | |
| Mendoza | | 32 | 0 | 0 | 160 | |
| San Isidro | | 201 | 0 | 0 | 810 | |
| Taradungan | | 50 | 0 | 0 | 129 | |
| Bagong Bayan | | 135 | 0 | 0 | 690 | |
| Tumarbong | | 810 | 0 | 0 | 538 | |
| Abaroan | | 928 | 0 | 0 | 3,182 | |
| New Cuyo | | 575 | 0 | 0 | 2,190 | |
| Salvacion | | 250 | 0 | 0 | 921 | |

| REGION PROVINCE CITY /MUNICIPALITY BARANGAY | | FAMILIES | MALE | FEMALE | TOTAL | REMARKS |
|---|----|----------|------|--------|--------|----------|
| San Miguel | | 60 | 0 | 0 | 80 | |
| San Vicente | 10 | 1,488 | 0 | 0 | 5,689 | |
| Alimanguan | | 330 | 0 | 0 | 1,341 | Existing |
| Binga | | 209 | 0 | 0 | 812 | Existing |
| Caruray | | 29 | 0 | 0 | 113 | Existing |
| New Agutaya | | 40 | 0 | 0 | 218 | Existing |
| Poblacion | | 98 | 0 | 0 | 479 | Existing |
| Port Barton | | 111 | 0 | 0 | 437 | Existing |
| Sto Nino | | 149 | 0 | 0 | 613 | Existing |
| San Isidro | | 55 | 0 | 0 | 214 | |
| Kemdeng | | 266 | 0 | 0 | 808 | |
| New Canipo | | 201 | 0 | 0 | 654 | |
| Culion | 5 | 35 | 0 | 0 | 89 | |
| Jardin | | 3 | 0 | 0 | 9 | Existing |
| Osmania | | 6 | 0 | 0 | 16 | Existing |
| Baldat | | 1 | 0 | 0 | 3 | Existing |
| Culango | | 5 | 0 | 0 | 18 | Existing |
| Libis | | 20 | 0 | 0 | 43 | Existing |
| Balabac | 1 | 758 | 0 | 0 | 3,574 | |
| Mangsee | | 758 | 0 | 0 | 3,574 | Existing |
| Brookes Point | 10 | 147 | 0 | 0 | 670 | |
| Aribungos | | 11 | 0 | 0 | 50 | Existing |
| Oring-orng | | 108 | 0 | 0 | 477 | Existing |
| Samarinana | | 15 | 0 | 0 | 64 | Existing |
| Barong barong | | 2 | 0 | 0 | 8 | Closed |
| Salogon | | 4 | 0 | 0 | 22 | Closed |
| Ipilian | | 1 | 0 | 0 | 7 | Closed |
| Maasin | | 1 | 0 | 0 | 7 | Closed |
| Malis | | 1 | 0 | 0 | 4 | Closed |
| Amas | | 3 | 0 | 0 | 11 | Closed |
| Mainit | | 1 | 0 | 0 | 20 | Closed |
| Taytay | 31 | 12,455 | 0 | 0 | 62,436 | |
| Abongan | | 643 | 0 | 0 | 3,549 | Closed |
| Alacalian | | 459 | 0 | 0 | 2,109 | Closed |
| Bato | | 719 | 0 | 0 | 2,590 | Closed |

| REGION PROVINCE CITY /MUNICIPALITY BARANGAY | | FAMILIES | MALE | FEMALE | TOTAL | REMARKS |
|---|---|----------|------|--------|--------|---------|
| Banbanan | | 280 | 0 | 0 | 1,541 | Closed |
| Busybees | | 169 | 0 | 0 | 998 | Closed |
| Biton | | 208 | 0 | 0 | 991 | Closed |
| Bantulan | | 299 | 0 | 0 | 1,786 | Closed |
| Calawag | | 774 | 0 | 0 | 4,346 | Closed |
| Casian | | 628 | 0 | 0 | 3,715 | Closed |
| Cataban | | 129 | 0 | 0 | 735 | Closed |
| Debangan | | 139 | 0 | 0 | 890 | Closed |
| Depla | | 193 | 0 | 0 | 945 | Closed |
| Libertad | | 363 | 0 | 0 | 1,604 | Closed |
| Liminangcong | | 822 | 0 | 0 | 4,725 | Closed |
| Mayteged | | 168 | 0 | 0 | 884 | Closed |
| Minapla | | 125 | 0 | 0 | 559 | Closed |
| New Guinio | | 714 | 0 | 0 | 3,234 | Closed |
| Paglaum | | 324 | 0 | 0 | 1,749 | Closed |
| Pancol | | 418 | 0 | 0 | 2,242 | Closed |
| Pamantulon | | 304 | 0 | 0 | 1,760 | Closed |
| Poblacion | | 2,094 | 0 | 0 | 10,480 | Closed |
| Paly | | 413 | 0 | 0 | 0 | Closed |
| Polaraquen | | 326 | 0 | 0 | 1,895 | Closed |
| Pang-pang | | 117 | 0 | 0 | 678 | Closed |
| Sandoval | | 200 | 0 | 0 | 1,142 | Closed |
| San Jose | | 338 | 0 | 0 | 2,075 | Closed |
| Silanga | | 256 | 0 | 0 | 1,304 | Closed |
| Old Guinio | | 222 | 0 | 0 | 1,031 | Closed |
| Talog | | 166 | 0 | 0 | 704 | Closed |
| Tumbod | | 256 | 0 | 0 | 1,168 | Closed |
| Batas | | 189 | 0 | 0 | 1,007 | Closed |
| Kalayaan | 1 | 44 | 0 | 0 | 248 | |
| Pag-asa | | 44 | 0 | 0 | 248 | Closed |
| Aborlan | 7 | 1,143 | 0 | 0 | 4,567 | |
| Poblacion | | 674 | 0 | 0 | 2,694 | Closed |
| San Juan | | 408 | 0 | 0 | 1,632 | Closed |
| Iraan | | 25 | 0 | 0 | 98 | Closed |
| Tagpait | | 18 | 0 | 0 | 69 | Closed |

| REGION PROVINCE CITY /MUNICIPALITY BARANGAY | | FAMILIES | MALE | FEMALE | TOTAL | REMARKS |
|---|-----------|--------------|----------|----------|---------------|---------|
| Apoc Apoc | | 4 | 0 | 0 | 19 | Closed |
| Sagpangan | | 12 | 0 | 0 | 48 | Closed |
| Culandanum | | 2 | 0 | 0 | 7 | Closed |
| REGION 6 | 21 | 3,671 | 0 | 0 | 13,878 | |
| CAPIZ | 11 | 2,542 | 0 | 0 | 9,113 | |
| Dumarao | 1 | 155 | 0 | 0 | 640 | |
| 3 | | 155 | 0 | 0 | 640 | |
| Pilar | 1 | 981 | 0 | 0 | 3,290 | |
| 19 | | 981 | 0 | 0 | 3,290 | |
| Sigma | 1 | 30 | 0 | 0 | 122 | |
| 1 | | 30 | 0 | 0 | 122 | |
| Roxas City | 1 | 655 | 0 | 0 | 2,531 | |
| 17 | | 655 | 0 | 0 | 2,531 | |
| Pontevedra | 1 | 438 | 0 | 0 | 1,407 | |
| 14 | | 438 | 0 | 0 | 1,407 | |
| Sapian | 1 | 66 | 0 | 0 | 310 | |
| 3 | | 66 | 0 | 0 | 310 | |
| Mambusao | 1 | 11 | 0 | 0 | 55 | |
| 3 | | 11 | 0 | 0 | 55 | |
| President Roxas | 1 | 74 | 0 | 0 | 296 | |
| 7 | | 74 | 0 | 0 | 296 | |
| Ivisan | 1 | 27 | 0 | 0 | 100 | |
| 2 | | 27 | 0 | 0 | 100 | |
| Panay | 1 | 70 | 0 | 0 | 251 | |
| 6 | | 70 | 0 | 0 | 251 | |
| Dao | 1 | 35 | 0 | 0 | 111 | |
| 6 | | 35 | 0 | 0 | 111 | |
| ILOILO | 3 | 235 | 0 | 0 | 1,067 | |
| Balasan | 1 | 23 | 0 | 0 | 79 | |
| 4 | | 23 | 0 | 0 | 79 | |
| Batad | 1 | 10 | 0 | 0 | 41 | |
| 3 | | 10 | 0 | 0 | 41 | |
| Carles | 1 | 202 | 0 | 0 | 947 | |
| 6 | | 202 | 0 | 0 | 947 | |
| GUIMARAS | 4 | 319 | 0 | 0 | 1,195 | |

| REGION PROVINCE CITY /MUNICIPALITY BARANGAY | | FAMILIES | MALE | FEMALE | TOTAL | REMARKS |
|---|-----------|------------|--------------|--------------|--------------|---------|
| Sibunag | 1 | 73 | 0 | 0 | 248 | |
| | 1 | 73 | 0 | 0 | 248 | |
| Jordan | 1 | 96 | 0 | 0 | 385 | |
| | 2 | 96 | 0 | 0 | 385 | |
| Nueva Valencia | 1 | 88 | 0 | 0 | 317 | |
| | 1 | 88 | 0 | 0 | 317 | |
| San Lorenzo | 1 | 62 | 0 | 0 | 245 | |
| | 5 | 62 | 0 | 0 | 245 | |
| NEGROS OCCIDENTAL | 2 | 411 | 0 | 0 | 1,821 | |
| Sagay | 1 | 335 | 0 | 0 | 1,526 | |
| | 4 | 335 | 0 | 0 | 1,526 | |
| Cauayan | 1 | 76 | 0 | 0 | 295 | |
| | 1 | 76 | 0 | 0 | 295 | |
| AKLAN | 1 | 164 | 0 | 0 | 682 | |
| New Washington | 1 | 164 | 0 | 0 | 682 | |
| | 3 | 164 | 0 | 0 | 682 | |
| REGION 7 | 32 | 867 | 1,062 | 1,015 | 2,336 | |
| CEBU | 1 | 109 | 0 | 0 | 0 | |
| Tudela | 1 | 109 | 0 | 0 | 0 | |
| SOUTHERN PONLACION GENERAL | | 109 | 0 | 0 | 0 | |
| BOHOL | 31 | 758 | 1,062 | 1,015 | 2,336 | |
| Bilar | 4 | 49 | 0 | 0 | 0 | |
| BUGANG NORTE | | 9 | 0 | 0 | 0 | |
| CABACNITAN | | 20 | 0 | 0 | 0 | |
| YANAYA | | 14 | 0 | 0 | 0 | |
| CANSUMBOL | | 6 | 0 | 0 | 0 | |
| Lila | 1 | 7 | 0 | 0 | 0 | |
| BANBAN | | 7 | 0 | 0 | 0 | |
| Candijay | 16 | 584 | 1,062 | 1,015 | 2,076 | |
| BOYOAN | | 7 | 13 | 11 | 24 | |
| CADAPDAPAN | | 11 | 9 | 17 | 26 | |
| CAMBANE | | 38 | 57 | 73 | 130 | |
| CANWA | | 47 | 73 | 42 | 115 | |
| COGTONG | | 136 | 263 | 238 | 501 | |
| LA UNION | | 3 | 5 | 8 | 13 | |

| REGION PROVINCE CITY /MUNICIPALITY BARANGAY | | FAMILIES | MALE | FEMALE | TOTAL | REMARKS |
|---|------------|----------------|----------|----------|----------------|---------|
| LUAN | | 89 | 170 | 155 | 325 | |
| LUNGSODAAN | | 5 | 15 | 4 | 19 | |
| MAHANGIN | | 41 | 84 | 91 | 175 | |
| PAGAHAT | | 8 | 11 | 14 | 24 | |
| PANADTARAN | | 49 | 92 | 66 | 158 | |
| PANAS | | 134 | 248 | 268 | 516 | |
| POBLACION | | 6 | 7 | 9 | 16 | |
| SAN ISIDRO | | 6 | 8 | 10 | 18 | |
| TAWID | | 1 | 3 | 4 | 7 | |
| TUGAS | | 3 | 4 | 5 | 9 | |
| Carmen | 10 | 118 | 0 | 0 | 260 | |
| NUEVA FUERZA | | 12 | 0 | 0 | 0 | |
| VILLACAYO | | 4 | 0 | 0 | 0 | |
| CALATRAVA | | 48 | 0 | 0 | 0 | |
| EL SALVADOR | | 6 | 0 | 0 | 0 | |
| LAPAZ | | 3 | 0 | 0 | 0 | |
| TAMBOAN | | 5 | 0 | 0 | 0 | |
| NUEVA VIDA SUR | | 15 | 0 | 0 | 0 | |
| VILLAFUERTE | | 23 | 0 | 0 | 0 | |
| EL PROGRESO | | 2 | 0 | 0 | 0 | |
| MANTATAO | | 0 | 0 | 0 | 260 | |
| REGION 8 | 118 | 114,214 | 0 | 0 | 342,371 | |
| SAMAR | 20 | 8,271 | 0 | 0 | 28,508 | |
| San Jorge | 1 | 124 | 0 | 0 | 509 | |
| | 1 | 124 | 0 | 0 | 509 | |
| Santo Niño | 1 | 29 | 0 | 0 | 110 | |
| | 1 | 29 | 0 | 0 | 110 | |
| Tarangnan | 1 | 352 | 0 | 0 | 1,229 | |
| | 5 | 352 | 0 | 0 | 1,229 | |
| Basey | 1 | 1,595 | 0 | 0 | 5,944 | |
| | 34 | 1,595 | 0 | 0 | 5,944 | |
| Catbalogan | 1 | 649 | 0 | 0 | 2,699 | |
| | 22 | 649 | 0 | 0 | 2,699 | |
| Daram | 1 | 1,055 | 0 | 0 | 4,249 | |
| | 22 | 1,055 | 0 | 0 | 4,249 | |

| REGION PROVINCE CITY /MUNICIPALITY BARANGAY | | FAMILIES | MALE | FEMALE | TOTAL | REMARKS |
|---|-----------|---------------|----------|----------|---------------|---|
| Hinabangan | 1 | 3 | 0 | 0 | 13 | |
| | 1 | 3 | 0 | 0 | 13 | |
| Marabut | 1 | 1,585 | 0 | 0 | 5,005 | |
| | 17 | 1,585 | 0 | 0 | 5,005 | |
| Motiong | 1 | 24 | 0 | 0 | 96 | |
| | 2 | 24 | 0 | 0 | 96 | |
| Villareal | 1 | 188 | 0 | 0 | 0 | |
| | 4 | 188 | 0 | 0 | 0 | Provided estimated number of persons only |
| Gandara | 1 | 12 | 0 | 0 | 37 | |
| | 1 | 12 | 0 | 0 | 37 | |
| Matuguinao | 1 | 1 | 0 | 0 | 5 | |
| | 1 | 1 | 0 | 0 | 5 | |
| Calbiga | 1 | 427 | 0 | 0 | 1,558 | |
| | 16 | 427 | 0 | 0 | 1,558 | |
| Jiabong | 1 | 5 | 0 | 0 | 7 | |
| | 2 | 5 | 0 | 0 | 7 | |
| Paranas (Wright) | 1 | 20 | 0 | 0 | 92 | |
| | 2 | 20 | 0 | 0 | 92 | |
| Pinabacdao | 1 | 1,334 | 0 | 0 | 4,606 | |
| | 14 | 1,334 | 0 | 0 | 4,606 | |
| Santa Rita | 1 | 473 | 0 | 0 | 1,835 | |
| | 9 | 473 | 0 | 0 | 1,835 | |
| Talalora | 1 | 190 | 0 | 0 | 242 | |
| | 7 | 190 | 0 | 0 | 242 | |
| Tagapul-an | 1 | 120 | 0 | 0 | 272 | |
| | 3 | 120 | 0 | 0 | 272 | |
| Zumarraga | 1 | 85 | 0 | 0 | 0 | |
| | 8 | 85 | 0 | 0 | 0 | Provided estimated number of persons only |
| EASTERN SAMAR | 18 | 16,836 | 0 | 0 | 36,471 | |
| Balangkayan | 1 | 344 | 0 | 0 | 1,287 | |
| | 5 | 344 | 0 | 0 | 1,287 | |
| General MacArthur | 1 | 325 | 0 | 0 | 1,491 | |
| | 2 | 325 | 0 | 0 | 1,491 | |
| Guiuan | 1 | 661 | 0 | 0 | 2,809 | |

| REGION PROVINCE CITY /MUNICIPALITY BARANGAY | | FAMILIES | MALE | FEMALE | TOTAL | REMARKS |
|---|-----------|---------------|----------|----------|----------------|--|
| | 1 | 661 | 0 | 0 | 2,809 | |
| Hernani | 1 | 1,912 | 0 | 0 | 6,422 | |
| | 13 | 1,912 | 0 | 0 | 6,422 | |
| Lawaan | 1 | 1,689 | 0 | 0 | 6,120 | |
| | 15 | 1,689 | 0 | 0 | 6,120 | |
| Llorente | 1 | 299 | 0 | 0 | 1,176 | |
| | 1 | 299 | 0 | 0 | 1,176 | |
| Maydolong | 1 | 17 | 0 | 0 | 77 | |
| | 1 | 17 | 0 | 0 | 77 | |
| Mercedes | 1 | 940 | 0 | 0 | 3,433 | |
| | 16 | 940 | 0 | 0 | 3,433 | |
| Quinapondan | 1 | 62 | 0 | 0 | 264 | |
| | 1 | 62 | 0 | 0 | 264 | |
| Salcedo | 1 | 146 | 0 | 0 | 543 | |
| | 1 | 146 | 0 | 0 | 543 | |
| San Julian | 1 | 553 | 0 | 0 | 2,293 | |
| | 13 | 553 | 0 | 0 | 2,293 | |
| Taft | 1 | 283 | 0 | 0 | 1,205 | |
| | 9 | 283 | 0 | 0 | 1,205 | |
| Arteche | 1 | 267 | 0 | 0 | 1,122 | |
| | 6 | 267 | 0 | 0 | 1,122 | |
| Oras | 1 | 566 | 0 | 0 | 2,265 | |
| | 22 | 566 | 0 | 0 | 2,265 | |
| Sulat | 1 | 1,667 | 0 | 0 | 5,020 | |
| | 23 | 1,667 | 0 | 0 | 5,020 | |
| Maslog | 1 | 269 | 0 | 0 | 944 | |
| | 1 | 269 | 0 | 0 | 944 | |
| Balangiga | 1 | 2,676 | 0 | 0 | 0 | |
| | 13 | 2,676 | 0 | 0 | 0 | |
| Giporlos | 1 | 4,160 | 0 | 0 | 0 | |
| | 18 | 4,160 | 0 | 0 | 0 | Provided estimate number of persons only |
| LEYTE | 36 | 68,197 | 0 | 0 | 204,116 | |
| Alangalang | 1 | 5,392 | 0 | 0 | 21,976 | |
| | 47 | 5,392 | 0 | 0 | 21,976 | |
| Babatngon | 1 | 120 | 0 | 0 | 334 | |

| REGION PROVINCE CITY / MUNICIPALITY BARANGAY | | FAMILIES | MALE | FEMALE | TOTAL | REMARKS | |
|--|-----|----------|-------|--------|-------|---------|---|
| | 6 | | 120 | 0 | 0 | 334 | |
| Santa Fe | 1 | | 1,745 | 0 | 0 | 6,216 | |
| | 20 | | 1,745 | 0 | 0 | 6,216 | |
| Tacloban | 1 | | 5,793 | 0 | 0 | 23,728 | |
| | 131 | | 5,793 | 0 | 0 | 23,728 | |
| Tolosa | 1 | | 507 | 0 | 0 | 2,157 | |
| | 9 | | 507 | 0 | 0 | 2,157 | |
| Burauen | 1 | | 518 | 0 | 0 | 1,740 | |
| | 1 | | 518 | 0 | 0 | 1,740 | |
| Calubian | 1 | | 470 | 0 | 0 | 1,578 | |
| | 7 | | 470 | 0 | 0 | 1,578 | |
| Leyte | 1 | | 2,633 | 0 | 0 | 5,382 | |
| | 27 | | 2,633 | 0 | 0 | 5,382 | |
| Villaba | 1 | | 141 | 0 | 0 | 0 | |
| | 4 | | 141 | 0 | 0 | 0 | Provided estimated number of persons only |
| Palo | 1 | | 8,137 | 0 | 0 | 25,974 | |
| | 32 | | 8,137 | 0 | 0 | 25,974 | |
| Matag-ob | 1 | | 498 | 0 | 0 | 1,699 | |
| | 13 | | 498 | 0 | 0 | 1,699 | |
| Ormoc | 1 | | 3,104 | 0 | 0 | 13,508 | |
| | 71 | | 3,104 | 0 | 0 | 13,508 | |
| Abuyog | 1 | | 585 | 0 | 0 | 1,382 | |
| | 2 | | 585 | 0 | 0 | 1,382 | |
| Javier (Bugho) | 1 | | 260 | 0 | 0 | 508 | |
| | 8 | | 260 | 0 | 0 | 508 | |
| Matalom | 1 | | 2,370 | 0 | 0 | 4,416 | |
| | 26 | | 2,370 | 0 | 0 | 4,416 | |
| Carigara | 1 | | 13 | 0 | 0 | 69 | |
| | 1 | | 13 | 0 | 0 | 69 | |
| Dagami | 1 | | 55 | 0 | 0 | 0 | |
| | 5 | | 55 | 0 | 0 | 0 | Provided estimated number of persons only |
| Mahaplag | 1 | | 374 | 0 | 0 | 1,304 | |
| | 2 | | 374 | 0 | 0 | 1,304 | |
| San Miguel | 1 | | 66 | 0 | 0 | 0 | |

| REGION PROVINCE CITY / MUNICIPALITY BARANGAY | | FAMILIES | MALE | FEMALE | TOTAL | REMARKS |
|--|----|----------|------|--------|--------|---|
| | 3 | 66 | 0 | 0 | 0 | Provided estimated number of persons only |
| Barugo | 1 | 8,026 | 0 | 0 | 0 | |
| | | 8,026 | 0 | 0 | 0 | Provided estimated number of persons only |
| Jaro | 1 | 171 | 0 | 0 | 615 | |
| | 6 | 171 | 0 | 0 | 615 | |
| La Paz | 1 | 2,748 | 0 | 0 | 9,840 | |
| | 35 | 2,748 | 0 | 0 | 9,840 | |
| Mayorga | 1 | 1,116 | 0 | 0 | 4,376 | |
| | 11 | 1,116 | 0 | 0 | 4,376 | |
| Pastrana | 1 | 244 | 0 | 0 | 1,005 | |
| | 1 | 244 | 0 | 0 | 1,005 | |
| Tabontabon | 1 | 495 | 0 | 0 | 1,912 | |
| | 16 | 495 | 0 | 0 | 1,912 | |
| Albuera | 1 | 456 | 0 | 0 | 2,265 | |
| | 1 | 456 | 0 | 0 | 2,265 | |
| Kananga | 1 | 3,035 | 0 | 0 | 15,175 | |
| | 21 | 3,035 | 0 | 0 | 15,175 | |
| Palompon | 1 | 536 | 0 | 0 | 2,320 | |
| | 23 | 536 | 0 | 0 | 2,320 | |
| Bato | 1 | 382 | 0 | 0 | 1,005 | |
| | 1 | 382 | 0 | 0 | 1,005 | |
| Baybay | 1 | 505 | 0 | 0 | 2,311 | |
| | 48 | 505 | 0 | 0 | 2,311 | Provided estimated number of persons only |
| Hilongos | 1 | 437 | 0 | 0 | 1,874 | |
| | 18 | 437 | 0 | 0 | 1,874 | |
| Hindang | 1 | 1,619 | 0 | 0 | 6,592 | |
| | 16 | 1,619 | 0 | 0 | 6,592 | |
| Tanauan | 1 | 6,991 | 0 | 0 | 22,268 | |
| | 45 | 6,991 | 0 | 0 | 22,268 | |
| Capoocan | 1 | 1,336 | 0 | 0 | 0 | |
| | 17 | 1,336 | 0 | 0 | 0 | Provided estimated number of persons only |
| Dulag | 1 | 4,512 | 0 | 0 | 11,178 | |
| | 31 | 4,512 | 0 | 0 | 11,178 | |

| REGION PROVINCE CITY /MUNICIPALITY BARANGAY | | FAMILIES | MALE | FEMALE | TOTAL | REMARKS |
|---|-----------|--------------|----------|----------|---------------|---|
| MacArthur | 1 | 2,807 | 0 | 0 | 9,409 | |
| | 1 | 2,807 | 0 | 0 | 9,409 | |
| SOUTHERN LEYTE | 17 | 7,571 | 0 | 0 | 27,725 | |
| Hinundayan | 1 | 114 | 0 | 0 | 361 | |
| | 7 | 114 | 0 | 0 | 361 | |
| Limasawa | 1 | 279 | 0 | 0 | 1,209 | |
| | 6 | 279 | 0 | 0 | 1,209 | |
| Silago | 1 | 2,176 | 0 | 0 | 6,744 | |
| | 18 | 2,176 | 0 | 0 | 6,744 | |
| Macrohon | 1 | 32 | 0 | 0 | 130 | |
| | 3 | 32 | 0 | 0 | 130 | |
| Padre Burgos | 1 | 816 | 0 | 0 | 2,818 | |
| | 10 | 816 | 0 | 0 | 2,818 | |
| Libagon | 1 | 669 | 0 | 0 | 3,063 | |
| | 10 | 669 | 0 | 0 | 3,063 | |
| Saint Bernard | 1 | 598 | 0 | 0 | 2,340 | |
| | 10 | 598 | 0 | 0 | 2,340 | |
| Anahawan | 1 | 568 | 0 | 0 | 2,056 | |
| | 13 | 568 | 0 | 0 | 2,056 | |
| Bontoc | 1 | 20 | 0 | 0 | 80 | |
| | 2 | 20 | 0 | 0 | 80 | |
| Hinunangan | 1 | 62 | 0 | 0 | 212 | |
| | 1 | 62 | 0 | 0 | 212 | |
| Liloan | 1 | 25 | 0 | 0 | 111 | |
| | 1 | 25 | 0 | 0 | 111 | |
| Malitbog | 1 | 31 | 0 | 0 | 0 | |
| | 4 | 31 | 0 | 0 | 0 | Provided estimated number of persons only |
| Pintuyan | 1 | 51 | 0 | 0 | 213 | |
| | 5 | 51 | 0 | 0 | 213 | |
| San Juan (Cabalian) | 1 | 550 | 0 | 0 | 1,960 | |
| | 8 | 550 | 0 | 0 | 1,960 | |
| San Ricardo | 1 | 160 | 0 | 0 | 590 | |
| | 6 | 160 | 0 | 0 | 590 | |
| Sogod | 1 | 1,011 | 0 | 0 | 4,339 | |
| | 21 | 1,011 | 0 | 0 | 4,339 | |

| REGION PROVINCE CITY /MUNICIPALITY BARANGAY | | FAMILIES | MALE | FEMALE | TOTAL | REMARKS |
|---|-----------|--------------|----------|----------|---------------|---|
| Tomas Oppus | 1 | 409 | 0 | 0 | 1,499 | |
| | 22 | 409 | 0 | 0 | 1,499 | |
| BILIRAN | 8 | 8,124 | 0 | 0 | 28,283 | |
| Cabucgayan | 1 | 1,043 | 0 | 0 | 3,715 | |
| | 13 | 1,043 | 0 | 0 | 3,715 | |
| Caibiran | 1 | 263 | 0 | 0 | 1,025 | |
| | 13 | 263 | 0 | 0 | 1,025 | |
| Culaba | 1 | 245 | 0 | 0 | 902 | |
| | 7 | 245 | 0 | 0 | 902 | |
| Naval | 1 | 2,081 | 0 | 0 | 8,253 | |
| | 24 | 2,081 | 0 | 0 | 8,253 | |
| Kawayan | 1 | 2,329 | 0 | 0 | 7,846 | |
| | 1 | 2,329 | 0 | 0 | 7,846 | |
| Maripipi | 1 | 437 | 0 | 0 | 1,398 | |
| | 10 | 437 | 0 | 0 | 1,398 | |
| Biliran | 1 | 871 | 0 | 0 | 2,910 | |
| | 8 | 871 | 0 | 0 | 2,910 | Provided estimated number of persons only |
| Almeria | 1 | 855 | 0 | 0 | 2,234 | |
| | 13 | 855 | 0 | 0 | 2,234 | |
| NORTHERN SAMAR | 19 | 5,215 | 0 | 0 | 17,268 | |
| Bobon | 1 | 40 | 0 | 0 | 184 | |
| | 2 | 40 | 0 | 0 | 184 | |
| Catarman | 1 | 34 | 0 | 0 | 142 | |
| | 3 | 34 | 0 | 0 | 142 | |
| San Antonio | 1 | 173 | 0 | 0 | 650 | |
| | 7 | 173 | 0 | 0 | 650 | |
| Laoang | 1 | 2,188 | 0 | 0 | 8,593 | |
| | 33 | 2,188 | 0 | 0 | 8,593 | Returned to respective houses |
| Lavezares | 1 | 49 | 0 | 0 | 172 | |
| | 1 | 49 | 0 | 0 | 172 | |
| Mondragon | 1 | 55 | 0 | 0 | 221 | |
| | 1 | 55 | 0 | 0 | 221 | |
| San Isidro | 1 | 464 | 0 | 0 | 1,707 | |

| REGION PROVINCE CITY /MUNICIPALITY BARANGAY | | FAMILIES | MALE | FEMALE | TOTAL | REMARKS |
|---|-----------|------------|----------|----------|--------------|--|
| 10 | | 464 | 0 | 0 | 1,707 | Erratum on the number of families and persons on the previous report |
| Mapanas | 1 | 159 | 0 | 0 | 704 | |
| 5 | | 159 | 0 | 0 | 704 | |
| Palapag | 1 | 93 | 0 | 0 | 341 | |
| 4 | | 93 | 0 | 0 | 341 | |
| San Roque | 1 | 493 | 0 | 0 | 0 | |
| 7 | | 493 | 0 | 0 | 0 | Provided estimated number of persons only |
| Allen | 1 | 13 | 0 | 0 | 70 | |
| 1 | | 13 | 0 | 0 | 70 | |
| Rosario | 1 | 4 | 0 | 0 | 13 | |
| 1 | | 4 | 0 | 0 | 13 | |
| San Jose | 1 | 62 | 0 | 0 | 297 | |
| 1 | | 62 | 0 | 0 | 297 | |
| Victoria | 1 | 167 | 0 | 0 | 685 | |
| 1 | | 167 | 0 | 0 | 685 | |
| Las Navas | 1 | 225 | 0 | 0 | 1,125 | |
| 1 | | 225 | 0 | 0 | 1,125 | |
| Pambujan | 1 | 537 | 0 | 0 | 742 | |
| 1 | | 537 | 0 | 0 | 742 | |
| Silvino Lobos | 1 | 5 | 0 | 0 | 25 | |
| 1 | | 5 | 0 | 0 | 25 | |
| Capul | 1 | 449 | 0 | 0 | 1,578 | |
| 11 | | 449 | 0 | 0 | 1,578 | |
| San Vicente | 1 | 5 | 0 | 0 | 19 | |
| 1 | | 5 | 0 | 0 | 19 | |
| REGION 9 | 18 | 691 | 0 | 0 | 3,127 | |
| ZAMBOANGA DEL NORTE | 18 | 691 | 0 | 0 | 3,127 | |
| Liloy | 7 | 157 | 0 | 0 | 603 | |
| Candelaria | | 17 | 0 | 0 | 62 | Evacuees returned on December 17, 2021, 1500H |
| Kayok | | 47 | 0 | 0 | 151 | Evacuees returned on December 17, 2021, 1500H |
| Timan | | 3 | 0 | 0 | 7 | Evacuees returned on December 17, 2021, 1500H |

| REGION PROVINCE CITY /MUNICIPALITY BARANGAY | | FAMILIES | MALE | FEMALE | TOTAL | REMARKS |
|---|---|----------|------|--------|-------|---|
| Dela Paz | | 31 | 0 | 0 | 137 | Evacuees returned on December 17, 2021, 1500H |
| Baybay | | 10 | 0 | 0 | 46 | Evacuees returned on December 17, 2021, 1500H |
| Patawag | | 29 | 0 | 0 | 95 | Evacuees returned on December 17, 2021, 1500H |
| Dela Paz | | 20 | 0 | 0 | 105 | Voluntary Evacuation on December 17, 2021 1700H due to moderate to rough seas (big waves) at coastal area at Barangay Dela Paz (Barangay Covered Court) |
| President Manuel A. Roxas | 1 | 17 | 0 | 0 | 0 | |
| | | 17 | 0 | 0 | 0 | Returned at homes 19 Dec. 2021 |
| Dipolog | 1 | 260 | 0 | 0 | 0 | |
| | | 260 | 0 | 0 | 0 | Returned 2050H 17 Dec. 2021 |
| Labason | 9 | 257 | 0 | 0 | 2,524 | |
| San Antonio | | 2 | 0 | 0 | 159 | Lawigan Evac Ctr; All evacuees in Labason have been sent home on 20 Dec. 2021 |
| Osukan | | 111 | 0 | 0 | 511 | Lawigan EC & La Union EC; All evacuees in Labason have been sent home on 20 Dec. 2021 |
| Imelda | | 29 | 0 | 0 | 156 | La Union EC; All evacuees in Labason have been sent home on 20 Dec. 2021 |
| Antonino | | 44 | 0 | 0 | 179 | La Union EC; All evacuees in Labason have been sent home on 20 Dec. 2021 |
| Lopoc | | 1 | 0 | 0 | 23 | La Union EC; All evacuees in Labason have been sent home on 20 Dec. 2021 |
| La union | | 4 | 0 | 0 | 23 | La Union EC; All evacuees in Labason have been sent home on 20 Dec. 2021 |
| Malintubuan | | 0 | 0 | 0 | 352 | Malintubuan ECall evacuees in Labason have been sent home on 20 Dec. 2021 |
| Bobongan | | 0 | 0 | 0 | 265 | Bobongan EC; All evacuees in Labason have been sent home on 20 Dec. 2021 |

| REGION PROVINCE CITY /MUNICIPALITY BARANGAY | | FAMILIES | MALE | FEMALE | TOTAL | REMARKS |
|---|------------|---------------|----------|----------|----------------|---|
| | | 66 | 0 | 0 | 856 | Covered Court; All evacuees in Labason have been sent home on 20 Dec. 2021 |
| REGION 10 | 7 | 28,797 | 0 | 0 | 121,243 | |
| MISAMIS ORIENTAL | 2 | 20,652 | 0 | 0 | 81,151 | |
| Cagayan de Oro | 1 | 2,880 | 0 | 0 | 10,643 | |
| | | 2,880 | 0 | 0 | 10,643 | Information from LGU |
| No breakdown | 1 | 17,772 | 0 | 0 | 70,508 | |
| | | 17,772 | 0 | 0 | 70,508 | Information from LGU |
| LANAO DEL NORTE | 2 | 3,242 | 0 | 0 | 17,936 | |
| Iligan | 1 | 2,476 | 0 | 0 | 14,856 | |
| | | 2,476 | 0 | 0 | 14,856 | Information from LGU |
| No breakdown | 1 | 766 | 0 | 0 | 3,080 | |
| | | 766 | 0 | 0 | 3,080 | Information from LGU |
| BUKIDNON | 1 | 3,427 | 0 | 0 | 15,521 | |
| No breakdown | 1 | 3,427 | 0 | 0 | 15,521 | |
| | | 3,427 | 0 | 0 | 15,521 | Information from LGU |
| CAMIGUIN | 1 | 1,224 | 0 | 0 | 5,349 | |
| No breakdown | 1 | 1,224 | 0 | 0 | 5,349 | |
| | | 1,224 | 0 | 0 | 5,349 | Information from LGU |
| MISAMIS OCCIDENTAL | 1 | 252 | 0 | 0 | 1,286 | |
| No breakdown | 1 | 252 | 0 | 0 | 1,286 | |
| | | 252 | 0 | 0 | 1,286 | Information from LGU |
| CARAGA | 254 | 21,671 | 0 | 0 | 80,306 | |
| SURIGAO DEL NORTE | 184 | 16,122 | 0 | 0 | 59,188 | |
| Malimono | 1 | 936 | 0 | 0 | 3,150 | |
| | | 936 | 0 | 0 | 3,150 | |
| Sison | 9 | 864 | 0 | 0 | 2,984 | |
| Gacepan | | 86 | 0 | 0 | 259 | Sison Central Elem. School, Gacepan Dcc, Gacepan Brgy. Office, Gacepan Preschool Area, Gacepan Elem. School, Mayag Evac. Center |
| Tagbayani | | 130 | 0 | 0 | 449 | Tagbayani Evacuation Center , Sison Central Elem School |
| Mayag | | 219 | 0 | 0 | 728 | Mayag Evacuation Center, Sison Central Elem. School |

| REGION PROVINCE CITY /MUNICIPALITY BARANGAY | | FAMILIES | MALE | FEMALE | TOTAL | REMARKS |
|---|----|----------|------|--------|-------|--|
| Biyabid | | 68 | 0 | 0 | 245 | |
| Lower Patag | | 8 | 0 | 0 | 19 | |
| Mabuhay | | 45 | 0 | 0 | 210 | |
| San Pablo | | 169 | 0 | 0 | 596 | |
| San Pedro | | 77 | 0 | 0 | 273 | |
| Tinogpahan | | 62 | 0 | 0 | 205 | |
| Gigaquit | 12 | 377 | 0 | 0 | 1,025 | |
| Anibongan | | 19 | 0 | 0 | 30 | Anibongan Day Care Center |
| Anibongan | | 48 | 0 | 0 | 148 | Anibongan Elementary School |
| Anibongan | | 19 | 0 | 0 | 30 | Anibongan Evacuation Center |
| Anibongan | | 6 | 0 | 0 | 27 | Anibongan Health Center |
| Alambique | | 66 | 0 | 0 | 206 | Brgy. Alambique Gymnasium |
| Alambique | | 50 | 0 | 0 | 209 | Gigaquit National High School Of Home Industries |
| Ipil | | 26 | 0 | 0 | 72 | Ipil Brgy. Hall |
| Alambique | | 53 | 0 | 0 | 0 | Sitio Nagubat Elementary School |
| Villaflor | | 51 | 0 | 0 | 195 | Villaflor Evacuation Center |
| Villaflor | | 5 | 0 | 0 | 16 | Villaflor Women's & SC Center |
| Villaflor | | 32 | 0 | 0 | 85 | Villaflor Brgy. Office |
| Villaflor | | 2 | 0 | 0 | 7 | Villaflor Health Center |
| Bacuag | 22 | 642 | 0 | 0 | 2,309 | |
| Payapag | | 52 | 0 | 0 | 184 | Payapag National High School |
| Payapag | | 34 | 0 | 0 | 140 | Payapag Elementary School |
| Payapag | | 36 | 0 | 0 | 109 | Payapag Brgy. Hall |
| Poblacion | | 7 | 0 | 0 | 30 | Municipal Covered Court |
| Poblacion | | 71 | 0 | 0 | 228 | Barangay Hall |
| Poblacion | | 39 | 0 | 0 | 162 | Pastoral House |
| Poblacion | | 69 | 0 | 0 | 260 | BNAIS |
| Poblcaion | | 13 | 0 | 0 | 42 | Bacuag Central Elementary School |
| Campo | | 5 | 0 | 0 | 23 | Campo INC Church |
| Campo | | 21 | 0 | 0 | 113 | Campo National High School |
| Dugsangon | | 11 | 0 | 0 | 30 | Dugsangon Barangay Hall |

| REGION PROVINCE CITY /MUNICIPALITY BARANGAY | | FAMILIES | MALE | FEMALE | TOTAL | REMARKS |
|---|----|----------|------|--------|--------|---|
| Dugsangon | | 18 | 0 | 0 | 75 | Dugsangon Health Center |
| Payapag | | 36 | 0 | 0 | 109 | Payapag Barangay Hall |
| Payapag | | 38 | 0 | 0 | 159 | Payapag Elementary School |
| Payapag | | 73 | 0 | 0 | 261 | Payapag National High School |
| Poblacion | | 73 | 0 | 0 | 235 | Poblacion Barangay Hall |
| Pongtud | | 8 | 0 | 0 | 31 | Pongtud Barangay Hall |
| Pongtud | | 7 | 0 | 0 | 17 | Pongtud Catholic Church |
| Pongtud | | 10 | 0 | 0 | 26 | Pongtud Evacuation Center |
| Pongtud | | 1 | 0 | 0 | 4 | Pongtud Health Station |
| Campo | | 5 | 0 | 0 | 23 | Barangay Hall |
| Campo | | 15 | 0 | 0 | 48 | Private Residences |
| General Luna | 9 | 649 | 0 | 0 | 2,985 | |
| Anajawan | | 160 | 0 | 0 | 625 | Anajawan Elementary School |
| Sta. Fe | | 50 | 0 | 0 | 250 | Sta. Fe National High School |
| Brgy. 1 | | 70 | 0 | 0 | 350 | Web Cave, Tropical, Gina Residence, Brgy 1 Hall, |
| Daku | | 40 | 0 | 0 | 200 | Daku Elementary School |
| Suyangan | | 100 | 0 | 0 | 500 | Suyangan National High School |
| Sition Mamon | | 30 | 0 | 0 | 150 | Mamon Elementary School |
| La Januza | | 85 | 0 | 0 | 340 | La Januza Elementary School |
| Corazon | | 54 | 0 | 0 | 270 | Corazon Evac. Center KALAHI |
| Sta. Cruz | | 60 | 0 | 0 | 300 | Sta Cruz Rc. Church And Sta Cruz ES |
| Surigao City | 1 | 3,399 | 0 | 0 | 11,757 | |
| | | 3,399 | 0 | 0 | 11,757 | |
| Claver | 14 | 1,622 | 0 | 0 | 6,733 | |
| Bagakay | | 22 | 0 | 0 | 84 | Bagakay Hall |
| Hayanggabon | | 99 | 0 | 0 | 380 | Brgy. Hall, Elementary School, Livelihood Center |
| Lapinigan | | 248 | 0 | 0 | 1,240 | Day Care/ Birthing/ Health Center |
| Panatao | | 171 | 0 | 0 | 855 | Day Care Center/ Tanod Outpost/ Panatao Elem School |

| REGION PROVINCE CITY /MUNICIPALITY BARANGAY | | FAMILIES | MALE | FEMALE | TOTAL | REMARKS |
|---|----|----------|------|--------|-------|---|
| Cabugo | | 74 | 0 | 0 | 299 | Cabugo Es, Tanod Outpost, Birthing Clinic, Day Care Center |
| Tayaga | | 120 | 0 | 0 | 416 | Claver Central Elementary School (Cces) |
| Cagdianao | | 222 | 0 | 0 | 1,110 | Daywan Elementary School |
| Magallanes | | 159 | 0 | 0 | 515 | Magallanes ES, CDC, Health Center |
| Sapa | | 135 | 0 | 0 | 391 | Sapa Es, Sapa Gym, Rice Mill, Dcc, Birthing |
| Taganito | | 19 | 0 | 0 | 75 | Taganito Gym |
| Wangke | | 42 | 0 | 0 | 158 | Wangke Elementary School |
| Daywan | | 45 | 0 | 0 | 188 | Daywan Elem School |
| Ladgarob | | 60 | 0 | 0 | 300 | Ladgaron Elem School/Gym |
| Urbiztondo | | 206 | 0 | 0 | 722 | Capangdan Covered Court/ Urbiztondo Elem School - Capangdan Campus Annex/ TVCC-Capangdan/ PMF |
| Placer | 60 | 2,684 | 0 | 0 | 9,291 | |
| Pananay-an | | 42 | 0 | 0 | 141 | Pananay-an Elementary School |
| Pananay-an | | 163 | 0 | 0 | 590 | Pananay-an National High School |
| Bad-as | | 213 | 0 | 0 | 893 | Central Elementary School |
| Bad-as | | 15 | 0 | 0 | 59 | Bad-as Elementary School |
| Bad-as | | 282 | 0 | 0 | 1,029 | Magsaysay Elementary School |
| Bad-as | | 31 | 0 | 0 | 152 | Municipal Evacuation Center-Central |
| Bad-as | | 5 | 0 | 0 | 22 | Municipal Evacuation Center-Bad-as |
| Bugas-bugas | | 159 | 0 | 0 | 565 | Bugas-bugas Elementary School |
| Amoslog | | 141 | 0 | 0 | 443 | Amoslog Elementary School |
| Mabini | | 99 | 0 | 0 | 415 | Mabini Elementary School |
| Magupange | | 24 | 0 | 0 | 74 | Magupange Evacuation Center |
| Magupange | | 4 | 0 | 0 | 14 | Outside Evacuation Center |
| Ellaperral | | 233 | 0 | 0 | 408 | Ellaperral Elementary School |
| Ellaperral | | 10 | 0 | 0 | 44 | Health Center |
| Ellaperral | | 106 | 0 | 0 | 358 | Outside Evacuation Center |

| REGION PROVINCE CITY /MUNICIPALITY BARANGAY | FAMILIES | MALE | FEMALE | TOTAL | REMARKS |
|---|----------|------|--------|-------|---------------------------------------|
| Panahunangan | 166 | 0 | 0 | 599 | |
| Boyongan | 5 | 0 | 0 | 22 | Outside Evacuation Center |
| Ipil | 32 | 0 | 0 | 159 | |
| San Isidro | 15 | 0 | 0 | 58 | |
| San Isidro | 16 | 0 | 0 | 57 | Outside Evacuation Center |
| Santa Cruz | 29 | 0 | 0 | 80 | Amando Fabio Sr. National High School |
| Santa Cruz | 77 | 0 | 0 | 296 | |
| Santa Cruz | 1 | 0 | 0 | 7 | |
| Amoslog | 72 | 0 | 0 | 233 | Amoslog Elementary School |
| Amoslog | 30 | 0 | 0 | 108 | Amoslog Evacuation Center |
| Anislagan | 9 | 0 | 0 | 23 | Anislagan Day Care Center |
| Anislagan | 56 | 0 | 0 | 216 | Anislagan Elementary School |
| Anislagan | 12 | 0 | 0 | 49 | |
| Anislagan | 13 | 0 | 0 | 54 | Anislagan Evacuation Center |
| Anislagan | 3 | 0 | 0 | 13 | Anislagan Health Center |
| Boyongan | 12 | 0 | 0 | 40 | Boyongan BDRRM |
| Boyongan | 1 | 0 | 0 | 6 | Boyongan Barangay Office |
| Boyongan | 1 | 0 | 0 | 4 | Boyongan Covered Court |
| Boyongan | 3 | 0 | 0 | 13 | Boyongan Day Care Center |
| Boyongan | 8 | 0 | 0 | 18 | Boyongan Elementary School |
| Boyongan | 25 | 0 | 0 | 84 | Boyongan Evacuation Center |
| Bugas-bugas | 18 | 0 | 0 | 46 | Bugas-bugas DCC |
| Bugas-bugas | 136 | 0 | 0 | 446 | Bugas-bugas Elementary School |
| Bugas-bugas | 1 | 0 | 0 | 4 | Bugas-bugas Health Center |
| Bugas-bugas | 2 | 0 | 0 | 8 | Bugas-bugas Multi-Purpose Hall |
| Sani-sani | 2 | 0 | 0 | 21 | Iglesia ni Cristo - Sani-sani |
| Lakandula | 1 | 0 | 0 | 5 | INC Chapel - Lakandula |
| Bugas-bugas | 58 | 0 | 0 | 206 | Kalahi Evacuation Center |
| Lakandula | 7 | 0 | 0 | 20 | Lakandula National High School |
| Bad-as | 1 | 0 | 0 | 4 | Latter Day Saints Church |
| Mabini | 11 | 0 | 0 | 51 | Mabini Day Care Center |
| Mabini | 18 | 0 | 0 | 68 | Mabini Evacuation Center |

| REGION PROVINCE CITY /MUNICIPALITY BARANGAY | | FAMILIES | MALE | FEMALE | TOTAL | REMARKS |
|---|----|----------|------|--------|-------|----------------------------------|
| Macalaya | | 82 | 0 | 0 | 243 | Macalaya Elementary School |
| Magupange | | 7 | 0 | 0 | 20 | Magupange Day Care Center |
| Magupange | | 9 | 0 | 0 | 25 | Magupange Elementary School |
| Magupange | | 29 | 0 | 0 | 80 | Magupange Evacuation Center |
| Bugas-bugas | | 1 | 0 | 0 | 3 | Miracle Church |
| Bad-as | | 64 | 0 | 0 | 262 | Municipal Evacuation Center |
| Pananay-an | | 23 | 0 | 0 | 67 | Pananay-an Covered Court |
| San Isidro | | 1 | 0 | 0 | 4 | San Isidro Evacuation Center |
| San Isidro | | 60 | 0 | 0 | 203 | San Isidro Evacuation Center |
| Santa Cruz | | 17 | 0 | 0 | 59 | Santa Cruz Roman Catholic Church |
| Tagabongabong | | 12 | 0 | 0 | 56 | Tagabongabong DCC |
| Tagabongabong | | 9 | 0 | 0 | 32 | Tagabongabong HC |
| Anislagan | | 2 | 0 | 0 | 12 | UCCP Anislagan |
| Tagana-an | 17 | 1,602 | 0 | 0 | 5,180 | |
| Banban | | 64 | 0 | 0 | 117 | |
| Patino | | 15 | 0 | 0 | 65 | |
| Talavera | | 409 | 0 | 0 | 1,428 | |
| AURORA (POB.) | | 118 | 0 | 0 | 451 | Aurora Women's Training Center |
| HIMAMAUG | | 2 | 0 | 0 | 6 | Himama-Ug Covered Court |
| HIMAMAUG | | 4 | 0 | 0 | 9 | Himamaug Day Care Center |
| TALAVERA | | 98 | 0 | 0 | 490 | Hinatuan Integrated School |
| LAUREL | | 28 | 0 | 0 | 94 | Laurel Elementary School |
| LOWER LIBAS | | 4 | 0 | 0 | 14 | Lower Libas Elementary School |
| OPONG | | 18 | 0 | 0 | 67 | Opong Elementary School |
| SAMPAGUITA (POB.) | | 38 | 0 | 0 | 135 | Sampaguita Evacuation Center |
| TALAVERA | | 155 | 0 | 0 | 350 | Sitio Bagong Silang Elementary |

| REGION PROVINCE CITY /MUNICIPALITY BARANGAY | | FAMILIES | MALE | FEMALE | TOTAL | REMARKS |
|---|----|----------|------|--------|-------|--|
| BANBAN | | 172 | 0 | 0 | 462 | Tagana-An National High School |
| AZUCENA (POB.) | | 36 | 0 | 0 | 131 | Tagana-An Sports Complex |
| TALavera | | 14 | 0 | 0 | 67 | Talavera EvacuationCENTER TAGANA-AN SPORTS COMPLEX |
| TALavera | | 409 | 0 | 0 | 1,228 | Talavera School Building |
| UPPER LIBAS | | 18 | 0 | 0 | 66 | Upper Libas Brgy. Gym |
| Pilar | 1 | 532 | 0 | 0 | 2,152 | |
| | | 532 | 0 | 0 | 2,152 | |
| San Benito | 1 | 14 | 0 | 0 | 49 | |
| Santa Cruz | | 14 | 0 | 0 | 49 | San Benito Elementary School |
| Santa Monica (Sapao) | 5 | 188 | 0 | 0 | 659 | |
| Abad Santos | | 56 | 0 | 0 | 173 | Abad Santos Evacuation Center |
| Bailan | | 5 | 0 | 0 | 21 | Bailan Evacuation Center |
| Garcia | | 55 | 0 | 0 | 164 | Garcia Evacuation Center |
| Magsaysay | | 18 | 0 | 0 | 82 | Magsaysay Evacuation Center |
| T. Arlan (Pob) | | 54 | 0 | 0 | 219 | Sta. Monical Municipal Gymnasium |
| Socorro | 11 | 466 | 0 | 0 | 1,891 | |
| Sering | | 112 | 0 | 0 | 435 | BGFAI Communal Centers |
| Albino Taruc | | 43 | 0 | 0 | 196 | Don Albino Taruc Memorial Elementary School |
| Sering | | 20 | 0 | 0 | 97 | Iglesia Filipina Independiente Church |
| Albino Taruc | | 41 | 0 | 0 | 147 | Municipal Evacuation Center |
| Sering | | 113 | 0 | 0 | 500 | N. Sering Elementary School |
| Pamosaingan | | 16 | 0 | 0 | 58 | Pamosaingan Child Development Center |
| Pamosaingan | | 38 | 0 | 0 | 156 | Pamosaingan Elementary School |
| Pamosaingan | | 7 | 0 | 0 | 29 | Pamosaingan Health Center |
| Pamosaingan | | 13 | 0 | 0 | 45 | Pamosaingan National High School |

| REGION PROVINCE CITY /MUNICIPALITY BARANGAY | | FAMILIES | MALE | FEMALE | TOTAL | REMARKS |
|---|-----------|--------------|----------|----------|---------------|-----------------------------------|
| Sering | | 23 | 0 | 0 | 74 | Sitio Lanit-Ag Evacuation Center |
| NAVARRO (POB.) | | 40 | 0 | 0 | 154 | Socorro Central Elementary School |
| Mainit | 18 | 523 | 0 | 0 | 2,349 | |
| BOBONAON | | 3 | 0 | 0 | 13 | Health Center |
| MARAYAG | | 11 | 0 | 0 | 51 | Marayag Elem. School |
| MARAYAG | | 8 | 0 | 0 | 37 | Brgy. Office |
| MARAYAG | | 12 | 0 | 0 | 46 | Brgy. Gymnasium |
| QUEZON | | 27 | 0 | 0 | 86 | Quezon Elem. School |
| QUEZON | | 102 | 0 | 0 | 688 | Mainit Multi Purpose Center |
| MATIN-AO | | 13 | 0 | 0 | 46 | Brgy. Gymnasium |
| MAGSAYSAY | | 19 | 0 | 0 | 95 | Central Elem. School |
| MAGSAYSAY | | 11 | 0 | 0 | 55 | Latter Day Saints Church |
| MABINI | | 23 | 0 | 0 | 78 | Brgy. Hall |
| MABINI | | 50 | 0 | 0 | 198 | Brgy. Gymnasium |
| MABINI | | 53 | 0 | 0 | 210 | Mabini Elem. School |
| MABINI | | 33 | 0 | 0 | 140 | Daycare Center & Health Center |
| MABINI | | 20 | 0 | 0 | 65 | Training Center |
| ROXAS | | 52 | 0 | 0 | 212 | Brgy. Gymnasium |
| MAGPAYANG | | 43 | 0 | 0 | 161 | Magpayang Elem. School |
| MAGPAYANG | | 30 | 0 | 0 | 119 | Magpayang National High School |
| MAGPAYANG | | 13 | 0 | 0 | 49 | NIA Building |
| San Francisco (Anao-Aon) | 1 | 747 | 0 | 0 | 2,859 | |
| | | 747 | 0 | 0 | 2,859 | |
| Tubod | 1 | 277 | 0 | 0 | 1,030 | |
| | | 277 | 0 | 0 | 1,030 | |
| Burgos | 1 | 600 | 0 | 0 | 2,785 | |
| | | 600 | 0 | 0 | 2,785 | |
| SURIGAO DEL SUR | 48 | 3,698 | 0 | 0 | 16,147 | |
| Cagwait | 3 | 124 | 0 | 0 | 566 | |
| Aras-asan | | 92 | 0 | 0 | 445 | Aras-Asan Gymnasium |
| BITAUGAN WEST | | 27 | 0 | 0 | 96 | Bitaugan West Evacuation Center |
| POBLACION | | 5 | 0 | 0 | 25 | Poblacion Gymnasium |

| REGION PROVINCE CITY /MUNICIPALITY BARANGAY | | FAMILIES | MALE | FEMALE | TOTAL | REMARKS |
|---|----|----------|------|--------|-------|--|
| Marihatag | 5 | 111 | 0 | 0 | 745 | |
| Amontay | | 3 | 0 | 0 | 19 | Amontay Elementary School |
| Antipolo | | 41 | 0 | 0 | 131 | Antipolo Elementary School |
| Arorogan | | 3 | 0 | 0 | 9 | Arorogan Elementary School |
| Bayan | | 11 | 0 | 0 | 37 | Hinogbakan Elementary School |
| Sta. Cruz | | 53 | 0 | 0 | 549 | Sta. Cruz Elementary School |
| Tandag | 6 | 1,535 | 0 | 0 | 7,675 | |
| Bongtud | | 600 | 0 | 0 | 3,000 | |
| San Agustin Sur | | 457 | 0 | 0 | 2,285 | |
| Maticdum | | 87 | 0 | 0 | 435 | |
| Pangi | | 72 | 0 | 0 | 360 | |
| Bioto | | 103 | 0 | 0 | 515 | |
| Telaje | | 216 | 0 | 0 | 1,080 | |
| Lanuza | 6 | 296 | 0 | 0 | 1,169 | |
| Zone 4 | | 7 | 0 | 0 | 34 | |
| AGSAM | | 83 | 0 | 0 | 303 | Agsam Evacuation Center |
| GAMUTON | | 46 | 0 | 0 | 170 | FINHS |
| HABAG | | 63 | 0 | 0 | 217 | Habag Gymnasium |
| ZONE IV (POB.) | | 91 | 0 | 0 | 415 | Lanuza Municipal Gymnasium |
| ZONE II (POB.) | | 6 | 0 | 0 | 30 | Municipal Evacuation Center |
| Carmen | 7 | 95 | 0 | 0 | 384 | |
| ANTAO | | 1 | 0 | 0 | 2 | Antao Social Hall |
| CANCAVAN | | 4 | 0 | 0 | 15 | Cancavan Elementary School |
| CANCAVAN | | 5 | 0 | 0 | 13 | Cancavan Senior Citizen Building |
| CARMEN (POBLACION) | | 58 | 0 | 0 | 230 | Carmen Municipal Gymnasium |
| PUYAT | | 21 | 0 | 0 | 100 | Don Gonzalo Puyat Memorial Elementary School |
| SAN VICENTE | | 2 | 0 | 0 | 10 | San Vicente Social Hall |
| SANTA CRUZ | | 4 | 0 | 0 | 14 | Sta . Crz Gymnasium |
| Carrascal | 12 | 811 | 0 | 0 | 2,588 | |
| ADLAY | | 2 | 0 | 0 | 7 | Adlay Gymnasium |
| ADLAY | | 45 | 0 | 0 | 142 | Adlay Livelihood Production Center |

| REGION PROVINCE CITY /MUNICIPALITY BARANGAY | | FAMILIES | MALE | FEMALE | TOTAL | REMARKS |
|---|----------|------------|----------|----------|------------|--|
| ADLAY | | 6 | 0 | 0 | 20 | Adlay Multi-Purpose Hall |
| BON-OT | | 65 | 0 | 0 | 100 | Bon-Ot Gymnasium |
| EMBARCADERO (POB.) | | 15 | 0 | 0 | 75 | Embarcadero Brgy. Hall |
| GAMUTON | | 72 | 0 | 0 | 174 | Gamuton Evacuation Center |
| GAMUTON | | 77 | 0 | 0 | 219 | Municipal Evacuation Center |
| PANIKIAN | | 154 | 0 | 0 | 445 | Panikian Elementary School |
| PANIKIAN | | 118 | 0 | 0 | 494 | Panikian Gymnasium |
| PANIKIAN | | 109 | 0 | 0 | 341 | Panikian National High School |
| SACA (POB.) | | 72 | 0 | 0 | 360 | Saca Multi-Purpose Hall |
| BACOLOD | | 76 | 0 | 0 | 211 | Tabon-Tabon Gymnasium |
| Cortes | 6 | 572 | 0 | 0 | 2,245 | |
| BURGOS | | 155 | 0 | 0 | 680 | Banuison Elementary School |
| BURGOS | | 41 | 0 | 0 | 152 | Burgos Elementary School |
| MABAHIN | | 55 | 0 | 0 | 235 | Mabahin Covered Court |
| MATHO | | 98 | 0 | 0 | 373 | Matho Barangay Hall |
| MATHO | | 17 | 0 | 0 | 57 | Matho Integrated School |
| TAG-ANONGAN | | 206 | 0 | 0 | 748 | Tag-Anongan Multi-Purpose Evacuation Center |
| Lingig | 3 | 154 | 0 | 0 | 775 | |
| BONGAN | | 121 | 0 | 0 | 605 | Bongan Evacuation Center |
| SALVACION | | 30 | 0 | 0 | 150 | Salvacion Elementary School |
| VALENCIA | | 3 | 0 | 0 | 20 | Valencia Birthing Clinic |
| AGUSAN DEL NORTE | 8 | 199 | 0 | 0 | 424 | |
| Tubay | 2 | 44 | 0 | 0 | 20 | |
| La Fraternidad | | 4 | 0 | 0 | 20 | |
| La Fraternidad | | 40 | 0 | 0 | 0 | Tubay National High School |
| Cabadbaran | 1 | 5 | 0 | 0 | 0 | |
| Poblacion 7 | | 5 | 0 | 0 | 0 | Cabadbaran City National High School |
| Nasipit | 3 | 113 | 0 | 0 | 289 | |
| Brgy. Jaguimitan | | 92 | 0 | 0 | 228 | Jaguimitan Elementary School, Brgy. Gymnasium, Day Care Center, Health Care Center |
| Aclan | | 20 | 0 | 0 | 59 | Aclan Brgy. Gymnasium |
| Cubi-cubi | | 1 | 0 | 0 | 2 | Cubi-cubi Multipurpose Hall |
| Jabonga | 2 | 37 | 0 | 0 | 115 | |

| REGION PROVINCE CITY /MUNICIPALITY BARANGAY | | FAMILIES | MALE | FEMALE | TOTAL | REMARKS |
|---|----------|--------------|----------|----------|--------------|--|
| Poblacion | | 9 | 0 | 0 | 31 | Jabonga National High School |
| Magsaysay | | 28 | 0 | 0 | 84 | Magsaysay Elementary School |
| AGUSAN DEL SUR | 3 | 63 | 0 | 0 | 239 | |
| Bunawan | 3 | 63 | 0 | 0 | 239 | |
| Libetad | | 2 | 0 | 0 | 7 | |
| Nueva Era | | 14 | 0 | 0 | 40 | |
| San Marcos | | 47 | 0 | 0 | 192 | |
| BUTUAN CITY | 6 | 186 | 0 | 0 | 559 | |
| Butuan | 6 | 186 | 0 | 0 | 559 | |
| Los Angeles | | 35 | 0 | 0 | 93 | Los Angeles Elementary School |
| Bonbon | | 6 | 0 | 0 | 23 | Brgy. Covered Court |
| Agusan Pequeño | | 106 | 0 | 0 | 311 | Agusan Pequeño Elementary School |
| San Vicente | | 20 | 0 | 0 | 48 | San Vicente Elementary School |
| De Oro | | 9 | 0 | 0 | 40 | De Oro Elementary School |
| De Oro | | 10 | 0 | 0 | 44 | De Oro Day Care Center |
| DINAGAT ISLANDS | 5 | 1,403 | 0 | 0 | 3,749 | |
| Cagdianao | 1 | 152 | 0 | 0 | 429 | |
| | | 152 | 0 | 0 | 429 | There are 4 barangays recorded in the Municipality of Cagdianao who submitted report on pre-emptive evacuation and occupied 5 different evacuation center across the municipality. |
| Dinagat | 1 | 26 | 0 | 0 | 75 | |
| | | 26 | 0 | 0 | 75 | There are 2 barangays recorded in the Municipality of Dinagat who submitted report on pre-emptive evacuation and occupied 2 different evacuation center across the municipality. |
| Loreto | 1 | 692 | 0 | 0 | 1,226 | |
| | | 692 | 0 | 0 | 1,226 | There are 10 barangays recorded in the Municipality of Loreto who submitted report on pre-emptive evacuation and occupied 27 different evacuation center across the municipality. |

| REGION PROVINCE CITY /MUNICIPALITY BARANGAY | | FAMILIES | MALE | FEMALE | TOTAL | REMARKS |
|---|---|----------|------|--------|-------|---|
| San Jose | 1 | 152 | 0 | 0 | 760 | |
| | | 152 | 0 | 0 | 760 | There are 6 barangays recorded in the Municipality of San Jose who submitted report on pre-emptive evacuation and occupied 6 different evacuation center across the municipality. |
| Tubajon | 1 | 381 | 0 | 0 | 1,259 | |
| | | 381 | 0 | 0 | 1,259 | There are 7 barangays recorded in the Municipality of Tubajon who submitted report on pre-emptive evacuation and occupied 7 different evacuation center across the municipality. |

ASSISTANCE PROVIDED

| REGION PROVINCE CITY /MUNICIPALITY BARANGAY | | SOURCE | QUANTITY | UNIT | TYPE | PARTICULARS | COST(PHP) |
|---|-----|--------|----------|-------|------------------|---|----------------|
| GRAND TOTAL | 589 | | | | | | 654,708,021.53 |
| MIMAROPA | 130 | | | | | | 293,633,276.63 |
| MARINDUQUE | 2 | | | | | | 13,000 |
| Torrijos | 1 | | | | | | 12,500 |
| | | LGU | 250 | box | Face mask | 10 boxes of Face Mask 500's x 25 Barangay | 12,500 |
| Boac | 1 | | | | | | 500 |
| | | LGU | 4 | packs | Rice | 5kg/ pack | 500 |
| ORIENTAL MINDORO | 7 | | | | | | 56,867.5 |
| Bulalacao (San Pedro) | 2 | | | | | | 5,982.5 |
| | | LGU | 3.5 | sacks | Rice | | 4,462.5 |
| | | LGU | 80 | tins | Sardines | | 1,520 |
| Mansalay | 1 | | | | | | 6,672 |
| | | LGU | 12 | box | Family Food Pack | | 6,672 |
| Victoria | 1 | | | | | | 10,863 |

| REGION PROVINCE CITY /MUNICIPALITY BARANGAY | | SOURCE | QUANTITY | UNIT | TYPE | PARTICULARS | COST(PHP) |
|---|------------|--------|----------|-------|------------------|--|-----------------------|
| | | LGU | | | Family Food Pack | 100 kilos rice, 9 diapers, 57 tins of sardines, 72 pack beef noodles, 72 packs checkin noodles, 54 sachets of powdered milk, and 108 sachets of coffee 3in1. | 10,863 |
| Calapan | 1 | | | | | | 30,000 |
| | | LGU | 300 | packs | Meals | Porridge, bread, pack lunch, and water | 30,000 |
| Naujan | 2 | | | | | | 3,350 |
| | | LGU | 2 | packs | Family Food Pack | | 350 |
| | | LGU | 2 | sacks | Rice | | 3,000 |
| ROMBLON | 3 | | | | | | 23,925 |
| Banton (Jones) | 1 | | | | | | 7,975 |
| | | DOH | 25 | kits | Hygiene kit | | 7,975 |
| Corcuera | 1 | | | | | | 7,975 |
| | | DOH | 25 | kits | Hygiene kit | | 7,975 |
| San Fernando | 1 | | | | | | 7,975 |
| | | DOH | 25 | kits | Hygiene kit | | 7,975 |
| PALAWAN | 118 | | | | | | 293,539,484.13 |
| Araceli | 5 | | | | | | 18,690,990.5 |
| | | DSWD | 500 | pcs | Malong | | 150,000 |
| | | DSWD | 2800 | packs | Family Food Pack | | 2,067,100 |
| | | LGU | 1350 | packs | Family Food Pack | | 878,890.5 |
| | | DSWD | 2979 | pax | Financial | Financial Assistance thru AICS | 14,895,000 |
| | | LGU | 560 | sacks | Rice | | 700,000 |
| Aborlan | 3 | | | | | | 496,100 |
| | | DSWD | 300 | packs | Family Food Pack | | 210,000 |
| | | DSWD | 243 | pcs | Malong | | 72,900 |
| | | LGU | 328 | packs | Family Food Pack | | 213,200 |
| San Vicente | 8 | | | | | | 15,516,292 |
| | | DSWD | 5000 | packs | Family Food Pack | | 3,624,389 |
| | | LGU | 3600 | packs | Family Food Pack | | 2,343,708 |
| | | DSWD | 92 | kits | Sleeping Kits | | 116,840 |
| | | DSWD | 300 | kits | Hygiene kit | | 509,355 |
| | | LGU | 200 | pcs | Mats | | 56,000 |

| REGION PROVINCE CITY /MUNICIPALITY BARANGAY | | SOURCE | QUANTITY | UNIT | TYPE | PARTICULARS | COST(PHP) |
|---|----|--------|----------|---------|------------------------------|--------------------------------|----------------|
| | | LGU | 200 | pcs | Blanket | | 80,000 |
| | | LGU | 200 | pcs | Towel | | 76,000 |
| | | DSWD | 1742 | pax | Financial | Financial Assistance thru AICS | 8,710,000 |
| Kalayaan | 4 | | | | | | 372,530.9 |
| | | DSWD | 225 | packs | Family Food Pack | | 157,500 |
| | | LGU | 30 | packs | Family Food Pack | | 19,530.9 |
| | | DSWD | 61 | pax | Financial | | 183,000 |
| | | LGU | 10 | sacks | Rice | | 12,500 |
| Puerto Princesa | 37 | | | | | | 161,190,750.18 |
| | | LGU | | | Hot meals, water, clothes | | 0 |
| | | LGU | 53336 | packs | Family Food Pack | | 28,090,589 |
| | | OCD | 100 | packs | Family Pack | | 950,859 |
| | | OCD | 1420 | kits | Hygiene kit | | 640,249.6 |
| | | OCD | 120 | box | Face mask | | 7,052.4 |
| | | OCD | 250 | pcs | Face shield | | 4,200 |
| | | OCD | 18 | pcs | Megaphone | | 66,150 |
| | | OCD | 400 | pcs | Blanket | | 99,952 |
| | | OCD | 80 | pcs | Malong | | 15,110.4 |
| | | OCD | 25 | pcs | Raincoat | | 31,250 |
| | | OCD | 209 | bottles | Alcohol | | 19,228 |
| | | DOH | | | Face mask | | 19,210 |
| | | DOH | | | Jerry Cans | | 41,378.4 |
| | | DOH | | | Hygiene kit | | 32,900 |
| | | OCD | 4815.07 | Liters | Fuel | | 299,997.78 |
| | | DSWD | 2 | persons | Burial Assistance | | 20,000 |
| | | DOH | | | Assorted Drugs and Medicines | | 28,750 |
| | | DOH | 50 | pails | Hygiene kit | | 47,000 |
| | | DOH | 50 | pcs | Hygiene Kit (refill) | | 21,570 |
| | | DOH | 25 | pcs | Heavy duty Cot beds | | 43,750 |
| | | DOH | 6 | pcs | Trauma Kit | | 75,000 |
| | | DOH | 60 | pcs | First Aid Kit | | 48,178.8 |
| | | DOH | 20 | units | Hand Sanitizer Sterillium | | 33,800 |
| | | DOH | 45 | kits | Breastfeeding Kit | | 18,540 |

| REGION PROVINCE CITY /MUNICIPALITY BARANGAY | | SOURCE | QUANTITY | UNIT | TYPE | PARTICULARS | COST(PHP) |
|---|----|--------|----------|-----------|------------------------------|-----------------------------------|--------------|
| | | DOH | 100 | pcs | PPE set | | 27,000 |
| | | DOH | 10 | boxes | Face mask | | 1,600 |
| | | DOH | 20 | pcs | Cadaver bags | | 15,400 |
| | | DOH | 3 | big rolls | Cotton | | 495 |
| | | DOH | 10 | boxes | Doxycycline | | 14,750 |
| | | DSWD | 333 | kits | Hygiene kit | | 565,384.05 |
| | | DSWD | 333 | kits | Sleeping Kits | | 305,946 |
| | | DSWD | 5102 | packs | Family Food Pack | | 3,678,029.75 |
| | | OCD | 10045 | bottles | bottled water (500ml) | | 60,270 |
| | | LGU | | | Financial | 90% released to affected families | 75,000,000 |
| | | DOH | | | Body bags white | | 17,160 |
| | | DSWD | 3185 | packs | Financial | | 15,955,000 |
| | | DSWD | 6979 | pax | Financial | Financial Assistance thru AICS | 34,895,000 |
| Narra | 1 | | | | | | 215,150 |
| | | LGU | 331 | packs | Family Food Pack | | 215,150 |
| Quezon | 4 | | | | | | 349,500 |
| | | LGU | 380 | packs | Family Food Pack | | 247,000 |
| | | LGU | 100 | pcs | Mats | | 34,000 |
| | | LGU | 200 | pcs | Blanket | | 68,000 |
| | | LGU | 10 | boxes | Face mask | | 500 |
| No breakdown | 10 | | | | | | 5,474,376.85 |
| | | OCD | 400 | pack | Family Pack | | 3,803,436 |
| | | OCD | 2000 | kits | Hygiene kit | | 901,760 |
| | | OCD | 120 | boxes | Face mask | | 7,052.4 |
| | | OCD | 18 | pcs | Megaphone | | 66,150 |
| | | OCD | 400 | pcs | Blanket | | 99,952 |
| | | OCD | 11 | units | Generator set | | 158,878.72 |
| | | OCD | 209 | bottles | Alcohol | | 19,288.2 |
| | | OCD | 4995.82 | Liters | Fuel | | 293,049.53 |
| | | OCD | 18235 | bottles | bottled water (500ml) | | 109,410 |
| | | DOH | | | Cadaver bags black | | 15,400 |
| Roxas | 24 | | | | | | 51,068,573.7 |
| | | DOH | | | Assorted Drugs and Medicines | | 36,388 |

| REGION PROVINCE CITY /MUNICIPALITY BARANGAY | | SOURCE | QUANTITY | UNIT | TYPE | PARTICULARS | COST(PHP) |
|---|---|--------|----------|-----------|--------------------------|--------------------------------|--------------|
| | | DOH | 50 | pails | Hygiene kit | | 47,000 |
| | | DOH | 50 | pcs | Hygiene Kit (refill) | | 21,570 |
| | | DOH | 20 | pcs | Heavy duty Cot beds | | 35,000 |
| | | DOH | 6 | pcs | Trauma Kit | | 75,000 |
| | | DOH | 20 | pcs | First Aid Kit | | 16,059.6 |
| | | DOH | 20 | unit | Hand Sanitizer Sterilium | | 33,800 |
| | | DOH | 20 | kits | Breastfeeding Kit | | 8,240 |
| | | DOH | 100 | pcs | PPE set | | 27,000 |
| | | DOH | 5 | boxes | Face mask | | 800 |
| | | DOH | 20 | pcs | Cadaver bags | | 15,400 |
| | | DOH | 3 | big rolls | Cotton | | 495 |
| | | DOH | 6 | boxes | Doxycycline | | 8,850 |
| | | DSWD | 8448 | packs | Family Food Pack | | 6,188,426.25 |
| | | DSWD | 657 | pcs | Malong | | 197,100 |
| | | LGU | 3945 | packs | Family Food Pack | | 2,568,313.35 |
| | | DSWD | 1340 | kits | Sleeping Kits | | 1,701,800 |
| | | DSWD | 2199 | kits | Hygiene kit | | 3,307,531.5 |
| | | LGU | 600 | pcs | Mats | | 168,000 |
| | | LGU | 600 | pcs | Blanket | | 240,000 |
| | | LGU | 600 | pcs | Towel | | 228,000 |
| | | DSWD | 1440 | kits | Family Kit | | 3,628,800 |
| | | DSWD | 6253 | pax | Financial | Financial Assistance thru AICS | 31,265,000 |
| | | LGU | 1000 | sacks | Rice | | 1,250,000 |
| Dumaran | 6 | | | | | | 20,503,581.5 |
| | | DSWD | 3650 | packs | Family Food Pack | | 2,641,521.5 |
| | | LGU | 2000 | packs | Family Food Pack | | 1,302,060 |
| | | LGU | 500 | pcs | Blanket | | 170,000 |
| | | DSWD | 3119 | pax | Financial | Financial Assistance thru AICS | 15,595,000 |
| | | LGU | 500 | sacks | Rice | | 625,000 |
| | | LGU | 500 | pcs | Mats | | 170,000 |
| Taytay | 6 | | | | | | 17,299,681.5 |
| | | DSWD | 7670 | packs | Family Food Pack | | 5,643,252.5 |
| | | LGU | 200 | pcs | Mats | | 56,000 |

| REGION PROVINCE CITY /MUNICIPALITY BARANGAY | | SOURCE | QUANTITY | UNIT | TYPE | PARTICULARS | COST(PHP) |
|---|------------|--------|----------|-------|------------------|--------------------------------|----------------------|
| | | LGU | 200 | pcs | Blanket | | 80,000 |
| | | LGU | 200 | pcs | Towel | | 76,000 |
| | | DSWD | 1729 | pax | Financial | Financial Assistance thru AICS | 8,645,000 |
| | | LGU | 4300 | packs | Family Food Pack | | 2,799,429 |
| Agutaya | 3 | | | | | | 700,515 |
| | | LGU | 100 | sacks | Rice | | 125,000 |
| | | LGU | 500 | Packs | Family Food Pack | | 325,515 |
| | | LGU | 200 | sack | Rice | | 250,000 |
| Cagayancillo | 2 | | | | | | 540,618 |
| | | LGU | 600 | packs | Family Food Pack | | 390,618 |
| | | LGU | 120 | sacks | Rice | | 150,000 |
| Cuyo | 2 | | | | | | 600,515 |
| | | LGU | 220 | sacks | Rice | | 275,000 |
| | | LGU | 500 | packs | Family Food Pack | | 325,515 |
| Linapacan | 2 | | | | | | 395,309 |
| | | LGU | 300 | packs | Family Food Pack | | 195,309 |
| | | LGU | 160 | sacks | Rice | | 200,000 |
| Magsaysay | 1 | | | | | | 125,000 |
| | | LGU | 100 | sacks | Rice | | 125,000 |
| REGION 6 | 197 | | | | | | 63,684,354.96 |
| AKLAN | 27 | | | | | | 2,439,494.36 |
| Altavas | 3 | | | | | | 352,800 |
| | | DSWD | 500 | packs | Family Food Pack | | 228,000 |
| | | LGU | | php | Financial | | 91,050 |
| | | PLGU | 0 | php | Financial | | 33,750 |
| Banga | 4 | | | | | | 58,906 |
| | | DSWD | 75 | packs | Family Food Pack | | 34,200 |
| | | BLGU | | php | Financial | | 5,000 |
| | | NGO | | php | Financial | | 9,853 |
| | | NGO | | | Financial | | 9,853 |
| Batan | 2 | | | | | | 167,000 |
| | | PLGU | | | Financial | | 12,000 |
| | | BLGU | | | Financial | | 155,000 |
| Kalibo | 2 | | | | | | 71,800 |

| REGION PROVINCE CITY /MUNICIPALITY BARANGAY | | SOURCE | QUANTITY | UNIT | TYPE | PARTICULARS | COST(PHP) |
|---|-----------|--------|----------|-------|------------------|-------------|---------------------|
| | | LGU | | | Financial | | 59,700 |
| | | NGO | | | Financial | | 12,100 |
| New Washington | 2 | | | | | | 901,360 |
| | | DSWD | 1720 | packs | Family Food Pack | | 784,320 |
| | | LGU | | php | Financial | | 117,040 |
| Libacao | 2 | | | | | | 49,900 |
| | | PLGU | | php | Financial | | 35,000 |
| | | NGO | | php | Financial | | 14,900 |
| Madalag | 2 | | | | | | 312,968 |
| | | DSWD | 344 | packs | Family Food Pack | | 213,968 |
| | | LGU | | php | Financial | | 99,000 |
| Ibajay | 2 | | | | | | 143,181.36 |
| | | LGU | | php | Financial | | 130,193 |
| | | BLGU | | php | Financial | | 12,988.36 |
| Lezo | 3 | | | | | | 233,659 |
| | | DSWD | 305 | packs | Family Food Pack | | 139,080 |
| | | LGU | | php | Financial | | 57,585 |
| | | BLGU | | php | Financial | | 36,994 |
| Malay | 3 | | | | | | 48,170 |
| | | LGU | | php | Financial | | 22,600 |
| | | BLGU | | php | Financial | | 10,800 |
| | | NGO | | php | Financial | | 14,770 |
| Numancia | 1 | | | | | | 33,750 |
| | | PLGU | | php | Financial | | 33,750 |
| Tangalan | 1 | | | | | | 66,000 |
| | | LGU | | php | Financial | | 66,000 |
| ANTIQUE | 28 | | | | | | 8,408,480.42 |
| Anini-y | 3 | | | | | | 1,019,496.4 |
| | | DSWD | 1300 | packs | Family Food Pack | | 757,308.4 |
| | | LGU | | php | Financial | | 5,500 |
| | | PLGU | | php | Financial | | 256,688 |
| Barbaza | 1 | | | | | | 255,346 |
| | | DSWD | 461 | packs | Family Food Pack | | 255,346 |
| Belison | 2 | | | | | | 140,608 |
| | | LGU | | php | Financial | | 67,392 |

| REGION PROVINCE CITY /MUNICIPALITY BARANGAY | | SOURCE | QUANTITY | UNIT | TYPE | PARTICULARS | COST(PHP) |
|---|-----------|--------|----------|-------|------------------|-------------|---------------------|
| | | PLGU | | php | Financial | | 73,216 |
| Caluya | 2 | | | | | | 47,181 |
| | | LGU | | php | Financial | | 5,850 |
| | | BLGU | | php | Financial | | 41,331 |
| Culasi | 3 | | | | | | 1,524,988 |
| | | DSWD | 1700 | packs | Family Food Pack | | 999,860 |
| | | LGU | | php | Financial | | 207,720 |
| | | PLGU | | php | Financial | | 317,408 |
| Hamtic | 2 | | | | | | 738,512 |
| | | LGU | | php | Financial | | 621,200 |
| | | PLGU | | php | Financial | | 117,312 |
| Laua-an | 3 | | | | | | 783,000 |
| | | DSWD | 500 | packs | Family Food Pack | | 311,000 |
| | | LGU | | php | Financial | | 326,400 |
| | | PLGU | | php | Financial | | 145,600 |
| Libertad | 2 | | | | | | 482,380 |
| | | DSWD | 1000 | packs | Family Food Pack | | 451,780 |
| | | LGU | | php | Financial | | 30,600 |
| Pandan | 1 | | | | | | 146,170 |
| | | DSWD | 235 | packs | Family Food Pack | | 146,170 |
| San Remigio | 2 | | | | | | 996,010 |
| | | DSWD | 1705 | packs | Family Food Pack | | 975,510 |
| | | LGU | | | Financial | | 20,500 |
| Sibalom | 3 | | | | | | 649,954.22 |
| | | DSWD | 879 | packs | Family Food Pack | | 395,708.22 |
| | | LGU | | php | Financial | | 197,670 |
| | | PLGU | | php | Financial | | 56,576 |
| Tobias Fornier (Dao) | 2 | | | | | | 893,638 |
| | | DSWD | 1010 | packs | Family Food Pack | | 779,638 |
| | | PLGU | | php | Financial | | 114,000 |
| Bugasong | 1 | | | | | | 451,408.8 |
| | | DSWD | 1000 | packs | Family Food Pack | | 451,408.8 |
| Patnongon | 1 | | | | | | 279,788 |
| | | DSWD | 619 | packs | Family Food Pack | | 279,788 |
| CAPIZ | 21 | | | | | | 5,446,443.66 |

| REGION PROVINCE CITY /MUNICIPALITY BARANGAY | | SOURCE | QUANTITY | UNIT | TYPE | PARTICULARS | COST(PHP) |
|---|----------|--------|----------|-------|------------------|-------------|------------------|
| Panay | 1 | | | | | | 16,000 |
| | | LGU | | php | Financial | | 16,000 |
| Pilar | 3 | | | | | | 1,725,800 |
| | | DSWD | 1510 | packs | Family Food Pack | | 1,008,539 |
| | | LGU | | php | Financial | | 531,916 |
| | | BLGU | | PHP | Financial | | 185,345 |
| President Roxas | 1 | | | | | | 4,200 |
| | | LGU | | php | Financial | | 4,200 |
| Pontevedra | 2 | | | | | | 1,207,170.34 |
| | | DSWD | 1263 | packs | Family Food Pack | | 569,232.34 |
| | | LGU | | php | Financial | | 637,938 |
| Cuartero | 2 | | | | | | 520,940 |
| | | DSWD | 500 | packs | Family Food Pack | | 225,890 |
| | | LGU | | PHP | Financial | | 295,050 |
| Dao | 1 | | | | | | 679,780 |
| | | DSWD | 1500 | packs | Family Food Pack | | 679,780 |
| Dumalag | 2 | | | | | | 60,932 |
| | | LGU | | php | Financial | | 49,006 |
| | | BLGU | | php | Financial | | 11,926 |
| Dumarao | 2 | | | | | | 228,850 |
| | | DSWD | 500 | packs | Family Food Pack | | 228,000 |
| | | BLGU | | php | Financial | | 850 |
| Ivisan | 1 | | | | | | 179,480 |
| | | LGU | | php | Financial | | 179,480 |
| Mambusao | 1 | | | | | | 92,620 |
| | | LGU | | php | Financial | | 92,620 |
| Sapian | 2 | | | | | | 400,792.32 |
| | | DSWD | 647 | packs | Family Food Pack | | 293,542.32 |
| | | LGU | | php | Financial | | 107,250 |
| Sigma | 2 | | | | | | 321,050 |
| | | DSWD | 700 | packs | Family Food Pack | | 319,200 |
| | | BLGU | | php | Financial | | 1,850 |
| Tapaz | 1 | | | | | | 8,829 |
| | | LGU | | php | Financial | | 8,829 |
| GUIMARAS | 9 | | | | | | 1,724,204 |

| REGION PROVINCE CITY /MUNICIPALITY BARANGAY | | SOURCE | QUANTITY | UNIT | TYPE | PARTICULARS | COST(PHP) |
|---|-----------|--------|----------|-------|------------------|-------------|---------------------|
| Buenavista | 1 | | | | | | 162,884.8 |
| | | DSWD | 360 | packs | Family Food Pack | | 162,884.8 |
| Jordan | 3 | | | | | | 359,274.8 |
| | | DSWD | 360 | packs | Family Food Pack | | 162,884.8 |
| | | LGU | | | Financial | | 65,190 |
| | | PLGU | | | Financial | | 131,200 |
| Nueva Valencia | 1 | | | | | | 162,884.8 |
| | | DSWD | 360 | packs | Family Food Pack | | 162,884.8 |
| San Lorenzo | 2 | | | | | | 370,274.8 |
| | | DSWD | 360 | packs | Family Food Pack | | 162,064.8 |
| | | LGU | | php | Financial | | 208,210 |
| Sibunag | 2 | | | | | | 668,884.8 |
| | | DSWD | 1360 | packs | Family Food Pack | | 618,884.8 |
| | | DSWD | 2 | | AICS | | 50,000 |
| ILOILO | 35 | | | | | | 8,901,336.88 |
| Guimbal | 2 | | | | | | 748,875 |
| | | DSWD | 1000 | packs | Family Food Pack | | 622,000 |
| | | LGU | | php | Financial | | 126,875 |
| Igbaras | 1 | | | | | | 104,000 |
| | | PLGU | | PHP | Financial | | 104,000 |
| Miagao | 2 | | | | | | 135,800 |
| | | DSWD | 160 | packs | Family Food Pack | | 100,800 |
| | | DSWD | 1 | | AICS | | 35,000 |
| Oton | 2 | | | | | | 39,600 |
| | | LGU | | php | Financial | | 17,050 |
| | | BLGU | | php | Financial | | 22,550 |
| San Joaquin | 2 | | | | | | 653,052 |
| | | DSWD | 1000 | packs | Family Food Pack | | 538,140 |
| | | LGU | | php | Financial | | 114,912 |
| Tubungan | 1 | | | | | | 227,140 |
| | | DSWD | 500 | packs | Family Food Pack | | 227,140 |
| Leganes | 1 | | | | | | 456,000 |
| | | DSWD | 1000 | | Family Food Pack | | 456,000 |
| Leon | 2 | | | | | | 369,722 |
| | | DSWD | 746 | packs | Family Food Pack | | 340,222 |

| REGION PROVINCE CITY /MUNICIPALITY BARANGAY | | SOURCE | QUANTITY | UNIT | TYPE | PARTICULARS | COST(PHP) |
|---|---|--------|----------|-------|------------------|-------------|------------|
| | | LGU | | php | Financial | | 29,500 |
| New Lucena | 1 | | | | | | 583,268.28 |
| | | DSWD | 1097 | packs | Family Food Pack | | 583,268.28 |
| San Miguel | 1 | | | | | | 508,174 |
| | | DSWD | 817 | packs | Family Food Pack | | 508,174 |
| Zarraga | 1 | | | | | | 225,890 |
| | | DSWD | 500 | packs | Family Food Pack | | 225,890 |
| Janiuay | 3 | | | | | | 644,830 |
| | | DSWD | 515 | packs | Family Food Pack | | 232,780 |
| | | LGU | | php | Financial | | 237,700 |
| | | NGO | | php | Financial | | 174,350 |
| Lambunao | 1 | | | | | | 636,300 |
| | | DSWD | 1010 | packs | Family Food Pack | | 636,300 |
| Maasin | 1 | | | | | | 228,912 |
| | | DSWD | 502 | | Family Food Pack | | 228,912 |
| Pototan | 2 | | | | | | 11,180 |
| | | LGU | | php | Financial | | 10,660 |
| | | BLGU | | php | Financial | | 520 |
| Banate | 1 | | | | | | 677,670 |
| | | DSWD | 1500 | packs | Family Food Pack | | 677,670 |
| Batad | 1 | | | | | | 225,890 |
| | | DSWD | 500 | pack | Family Food Pack | | 225,890 |
| Concepcion | 1 | | | | | | 677,670 |
| | | DSWD | 1500 | packs | Family Food Pack | | 677,670 |
| Estancia | 1 | | | | | | 225,890 |
| | | DSWD | 500 | packs | Family Food Pack | | 225,890 |
| San Dionisio | 2 | | | | | | 728,050 |
| | | DSWD | 500 | packs | Family Food Pack | | 225,890 |
| | | PLGU | | php | Family Food Pack | | 502,160 |
| Sara | 2 | | | | | | 362,740 |
| | | DSWD | 500 | packs | Family Food Pack | | 225,890 |
| | | LGU | | php | Financial | | 136,850 |
| Balasan | 1 | | | | | | 225,890 |
| | | DSWD | 500 | packs | Family Food Pack | | 225,890 |
| Iloilo City | 3 | | | | | | 204,793.6 |

| REGION PROVINCE CITY /MUNICIPALITY BARANGAY | | SOURCE | QUANTITY | UNIT | TYPE | PARTICULARS | COST(PHP) |
|---|-----------|--------|----------|-------|------------------|-------------|----------------------|
| | | DSWD | 112 | packs | Family Food Pack | | 51,072 |
| | | DSWD | 1 | php | AICS | | 25,000 |
| | | LGU | | php | Financial | | 128,721.6 |
| NEGROS OCCIDENTAL | 77 | | | | | | 36,764,395.64 |
| Salvador Benedicto | 2 | | | | | | 312,690 |
| | | DSWD | 500 | packs | Family Food Pack | | 225,890 |
| | | LGU | | PHP | Financial | | 86,800 |
| Escalante | 2 | | | | | | 461,890 |
| | | DSWD | 500 | packs | Family Food Pack | | 225,890 |
| | | PLGU | | | Financial | | 236,000 |
| San Carlos | 2 | | | | | | 90,000 |
| | | DSWD | 1 | php | AICS | | 10,000 |
| | | LGU | | php | Financial | | 80,000 |
| Toboso | 1 | | | | | | 135,534 |
| | | DSWD | 300 | packs | Family Food Pack | | 135,534 |
| Cadiz | 3 | | | | | | 1,047,780 |
| | | LGU | | php | Financial | | 439,280 |
| | | PLGU | | | Financial | | 236,000 |
| | | NGO | | php | Financial | | 372,500 |
| Manapla | 3 | | | | | | 424,013 |
| | | DSWD | 850 | packs | Family Food Pack | | 384,013 |
| | | DSWD | 1 | php | AICS | | 10,000 |
| | | LGU | | PHP | Financial | | 30,000 |
| Enrique B. Magalona (Saravia) | 2 | | | | | | 42,000 |
| | | LGU | | php | Financial | | 12,000 |
| | | NGO | | php | Financial | | 30,000 |
| Talisay | 1 | | | | | | 181,060 |
| | | LGU | | php | Financial | | 181,060 |
| Bago | 2 | | | | | | 1,134,888 |
| | | DSWD | 2000 | packs | Family Food Pack | | 903,560 |
| | | PLGU | | | Financial | | 231,328 |
| La Carlota | 3 | | | | | | 633,341 |
| | | DSWD | 850 | packs | Family Food Pack | | 384,013 |
| | | DSWD | 1 | php | AICS | | 18,000 |
| | | PLGU | | | Financial | | 231,328 |

| REGION PROVINCE CITY /MUNICIPALITY BARANGAY | | SOURCE | QUANTITY | UNIT | TYPE | PARTICULARS | COST(PHP) |
|---|---|--------|----------|-------|------------------|-------------|--------------|
| Pontevedra | 1 | | | | | | 34,699.2 |
| | | PLGU | | | Financial | | 34,699.2 |
| Pulupandan | 3 | | | | | | 413,680 |
| | | DSWD | 300 | packs | Family Food Pack | | 135,534 |
| | | LGU | | | Financial | | 104,650 |
| | | PLGU | | | Financial | | 173,496 |
| San Enrique | 3 | | | | | | 1,189,363 |
| | | DSWD | 1050 | packs | Family Food Pack | | 474,369 |
| | | LGU | | | Financial | | 541,498 |
| | | PLGU | | | Financial | | 173,496 |
| Valladolid | 2 | | | | | | 479,198 |
| | | DSWD | 800 | packs | Family Food Pack | | 363,534 |
| | | PLGU | | | Financial | | 115,664 |
| Binalbagan | 3 | | | | | | 3,442,486 |
| | | DSWD | 1 | | AICS | | 10,000 |
| | | LGU | | php | Financial | | 3,258,990 |
| | | PLGU | | | Financial | | 173,496 |
| Himamaylan | 4 | | | | | | 3,269,584 |
| | | DSWD | 3500 | packs | Family Food Pack | | 2,206,688 |
| | | LGU | | php | Financial | | 875,000 |
| | | PLGU | | | Financial | | 173,496 |
| | | DSWD | 4 | pcs | NFIs | | 14,400 |
| Hinigaran | 2 | | | | | | 499,677 |
| | | DSWD | 850 | packs | Family Food Pack | | 384,013 |
| | | PLGU | | | Financial | | 115,664 |
| Isabela | 4 | | | | | | 781,598.56 |
| | | DSWD | 1 | php | AICS | | 10,000 |
| | | LGU | | php | Financial | | 1,800 |
| | | PLGU | | | Hygiene kit | | 496,198.56 |
| | | DSWD | 600 | packs | Family Food Pack | | 273,600 |
| La Castellana | 2 | | | | | | 1,774,641.48 |
| | | DSWD | 2250 | packs | Family Food Pack | | 1,361,721 |
| | | PLGU | | | Financial | | 412,920.48 |
| Moises Padilla (Magallon) | 3 | | | | | | 658,222.2 |
| | | DSWD | 700 | packs | Family Food Pack | | 516,775 |

| REGION PROVINCE CITY /MUNICIPALITY BARANGAY | | SOURCE | QUANTITY | UNIT | TYPE | PARTICULARS | COST(PHP) |
|---|---|--------|----------|-------|------------------|-------------|-------------|
| | | DSWD | 2 | php | AICS | | 20,000 |
| | | PLGU | | | Financial | | 121,447.2 |
| Candoni | 4 | | | | | | 2,081,544 |
| | | DSWD | 3100 | packs | Family Food Pack | | 1,793,316 |
| | | DSWD | 2 | php | AICS | | 20,000 |
| | | DSWD | 254 | | NFIs | | 36,900 |
| | | PLGU | | | Financial | | 231,328 |
| Cauayan | 4 | | | | | | 1,635,617 |
| | | DSWD | 2600 | packs | Family Food Pack | | 1,365,217 |
| | | DSWD | 2 | | AICS | | 20,000 |
| | | PLGU | | | Financial | | 236,000 |
| | | DSWD | 4 | pcs | NFIs | | 14,400 |
| Hinoba-an (Asia) | 4 | | | | | | 2,412,592 |
| | | DSWD | 2150 | packs | Family Food Pack | | 1,318,223 |
| | | LGU | | php | Financial | | 195,299 |
| | | PLGU | | | Financial | | 289,160 |
| | | NGO | | php | Financial | | 609,910 |
| Ilog | 5 | | | | | | 4,422,023 |
| | | DSWD | 5900 | packs | Family Food Pack | | 3,255,271 |
| | | DSWD | 2 | php | AICS | | 20,000 |
| | | DSWD | 654 | pcs | NFI | | 623,200 |
| | | DSWD | 2207 | | water | | 176,560 |
| | | PLGU | | | Financial | | 346,992 |
| Kabankalan | 5 | | | | | | 2,363,764.2 |
| | | DSWD | 3450 | packs | Family Food Pack | | 1,775,808.2 |
| | | DSWD | 5 | php | AICS | | 50,000 |
| | | DSWD | 254 | pcs | NFIs | | 36,900 |
| | | DSWD | 2207 | | water | | 176,560 |
| | | PLGU | | | Financial | | 324,496 |
| Sipalay | 6 | | | | | | 5,810,110 |
| | | DSWD | 5300 | packs | Family Food Pack | | 3,037,730 |
| | | DSWD | 14 | php | AICS | | 140,000 |
| | | DSWD | 250 | pcs | NFIs | | 22,500 |
| | | DSWD | 2707 | | water | | 414,060 |
| | | LGU | | php | Financial | | 1,462,500 |

| REGION PROVINCE CITY /MUNICIPALITY BARANGAY | | SOURCE | QUANTITY | UNIT | TYPE | PARTICULARS | COST(PHP) |
|---|-----------|--------|----------|-------|------------------|-------------|-------------------|
| | | PLGU | | | Financial | | 733,320 |
| Bacolod | 1 | | | | | | 1,032,400 |
| | | DSWD | 1900 | packs | Family Food Pack | | 1,032,400 |
| REGION 7 | 73 | | | | | | 93,669,046 |
| BOHOL | 39 | | | | | | 42,774,170 |
| Alburquerque | 1 | | | | | | 1,060,000 |
| | | DSWD | 2000 | pack | Family Food Pack | | 1,060,000 |
| Alicia | 1 | | | | | | 848,000 |
| | | DSWD | 1600 | pack | Family Food Pack | | 848,000 |
| Anda | 1 | | | | | | 1,060,000 |
| | | DSWD | 2000 | pack | Family Food Pack | | 1,060,000 |
| Antequera | 1 | | | | | | 530,000 |
| | | DSWD | 1000 | pack | Family Food Pack | | 530,000 |
| Balilihan | 1 | | | | | | 1,060,000 |
| | | DSWD | 2000 | pack | Family Food Pack | | 1,060,000 |
| Batuan | 1 | | | | | | 1,066,360 |
| | | DSWD | 2012 | pack | Family Food Pack | | 1,066,360 |
| Bien Unido | 1 | | | | | | 1,060,000 |
| | | DSWD | 2000 | pack | Family Food Pack | | 1,060,000 |
| Buenavista | 1 | | | | | | 1,060,000 |
| | | DSWD | 2000 | pack | Family Food Pack | | 1,060,000 |
| Calape | 1 | | | | | | 1,060,000 |
| | | DSWD | 2000 | pack | Family Food Pack | | 1,060,000 |
| Candijay | 1 | | | | | | 1,325,000 |
| | | DSWD | 2500 | pack | Family Food Pack | | 1,325,000 |
| Carmen | 1 | | | | | | 1,060,000 |
| | | DSWD | 2000 | pack | Family Food Pack | | 1,060,000 |
| Catigbian | 1 | | | | | | 1,060,000 |
| | | DSWD | 2000 | pack | Family Food Pack | | 1,060,000 |
| Clarin | 1 | | | | | | 901,000 |
| | | DSWD | 1700 | pack | Family Food Pack | | 901,000 |
| Corella | 1 | | | | | | 318,000 |
| | | DSWD | 600 | pack | Family Food Pack | | 318,000 |
| Dagohoy | 1 | | | | | | 901,000 |
| | | DSWD | 1700 | pack | Family Food Pack | | 901,000 |

| REGION PROVINCE CITY /MUNICIPALITY BARANGAY | | SOURCE | QUANTITY | UNIT | TYPE | PARTICULARS | COST(PHP) |
|---|---|--------|----------|------|------------------|-------------|-----------|
| Danao | 1 | | | | | | 1,060,000 |
| | | DSWD | 2000 | pack | Family Food Pack | | 1,060,000 |
| Duero | 1 | | | | | | 795,000 |
| | | DSWD | 1500 | pack | Family Food Pack | | 795,000 |
| Garcia Hernandez | 1 | | | | | | 1,060,000 |
| | | DSWD | 2000 | pack | Family Food Pack | | 1,060,000 |
| Getafe | 1 | | | | | | 1,060,000 |
| | | DSWD | 2000 | pack | Family Food Pack | | 1,060,000 |
| Guindulman | 1 | | | | | | 848,000 |
| | | DSWD | 1600 | pack | Family Food Pack | | 848,000 |
| Inabanga | 1 | | | | | | 2,386,590 |
| | | DSWD | 4503 | pack | Family Food Pack | | 2,386,590 |
| Loay | 1 | | | | | | 1,060,000 |
| | | DSWD | 2000 | pack | Family Food Pack | | 1,060,000 |
| Loboc | 2 | | | | | | 1,127,300 |
| | | DSWD | 2000 | pack | Family Food Pack | | 1,060,000 |
| | | DSWD | 408 | kit | Kitchen Kits | | 67,300 |
| Loon | 1 | | | | | | 2,333,060 |
| | | DSWD | 4402 | pack | Family Food Pack | | 2,333,060 |
| Mabini | 1 | | | | | | 1,060,000 |
| | | DSWD | 2000 | pack | Family Food Pack | | 1,060,000 |
| Maribojoc | 1 | | | | | | 475,940 |
| | | DSWD | 898 | pack | Family Food Pack | | 475,940 |
| Panglao | 1 | | | | | | 265,000 |
| | | DSWD | 500 | pack | Family Food Pack | | 265,000 |
| Pilar | 1 | | | | | | 901,000 |
| | | DSWD | 1700 | pack | Family Food Pack | | 901,000 |
| President Carlos P. Garcia (Pitogo) | 1 | | | | | | 1,518,980 |
| | | DSWD | 2866 | pack | Family Food Pack | | 1,518,980 |
| Sagbayan (Borja) | 1 | | | | | | 901,000 |
| | | DSWD | 1700 | pack | Family Food Pack | | 901,000 |
| San Miguel | 1 | | | | | | 2,120,000 |
| | | DSWD | 4000 | pack | Family Food Pack | | 2,120,000 |
| Sevilla | 1 | | | | | | 1,590,000 |
| | | DSWD | 3000 | pack | Family Food Pack | | 1,590,000 |

| REGION PROVINCE CITY /MUNICIPALITY BARANGAY | | SOURCE | QUANTITY | UNIT | TYPE | PARTICULARS | COST(PHP) |
|---|-----------|--------|----------|------|------------------|-------------|-------------------|
| Sikatuna | 1 | | | | | | 1,060,000 |
| | | DSWD | 2000 | pack | Family Food Pack | | 1,060,000 |
| Talibon | 1 | | | | | | 1,060,000 |
| | | DSWD | 2000 | pack | Family Food Pack | | 1,060,000 |
| Trinidad | 1 | | | | | | 974,140 |
| | | DSWD | 1838 | pack | Family Food Pack | | 974,140 |
| Tubigon | 1 | | | | | | 1,060,000 |
| | | DSWD | 2000 | pack | Family Food Pack | | 1,060,000 |
| Ubay | 1 | | | | | | 2,628,800 |
| | | DSWD | 4960 | pack | Family Food Pack | | 2,628,800 |
| Valencia | 1 | | | | | | 1,060,000 |
| | | DSWD | 2000 | pack | Family Food Pack | | 1,060,000 |
| CEBU | 19 | | | | | | 33,472,186 |
| Argao | 1 | | | | | | 8,480,000 |
| | | DSWD | 16000 | pack | Family Food Pack | | 8,480,000 |
| Balamban | 1 | | | | | | 886,160 |
| | | DSWD | 1672 | pack | Family Food Pack | | 886,160 |
| Barili | 1 | | | | | | 1,060,000 |
| | | DSWD | 2000 | pack | Family Food Pack | | 1,060,000 |
| Boljoon | 1 | | | | | | 1,590,000 |
| | | DSWD | 3000 | pack | Family Food Pack | | 1,590,000 |
| Carcar | 1 | | | | | | 530,000 |
| | | DSWD | 1000 | pack | Family Food Pack | | 530,000 |
| Cebu City | 1 | | | | | | 2,650,000 |
| | | DSWD | 5000 | pack | Family Food Pack | | 2,650,000 |
| Cordova | 1 | | | | | | 728,750 |
| | | DSWD | 1375 | pack | Family Food Pack | | 728,750 |
| Dalaguete | 1 | | | | | | 1,060,000 |
| | | DSWD | 2000 | pack | Family Food Pack | | 1,060,000 |
| Dumanjug | 1 | | | | | | 1,060,000 |
| | | DSWD | 2000 | pack | Family Food Pack | | 1,060,000 |
| Lapu-Lapu (Opon) | 1 | | | | | | 5,485,500 |
| | | DSWD | 10350 | pack | Family Food Pack | | 5,485,500 |
| Minglanilla | 1 | | | | | | 1,060,000 |
| | | DSWD | 2000 | pack | Family Food Pack | | 1,060,000 |

| REGION PROVINCE CITY /MUNICIPALITY BARANGAY | | SOURCE | QUANTITY | UNIT | TYPE | PARTICULARS | COST(PHP) |
|---|-----------|--------|----------|------|------------------|-------------|-------------------|
| Moalboal | 1 | | | | | | 1,060,000 |
| | | DSWD | 2000 | pack | Family Food Pack | | 1,060,000 |
| Naga | 1 | | | | | | 530,000 |
| | | DSWD | 1000 | pack | Family Food Pack | | 530,000 |
| Pinamungajan | 1 | | | | | | 530,000 |
| | | DSWD | 1000 | pack | Family Food Pack | | 530,000 |
| Ronda | 1 | | | | | | 1,060,000 |
| | | DSWD | 2000 | pack | Family Food Pack | | 1,060,000 |
| San Fernando | 1 | | | | | | 1,060,000 |
| | | DSWD | 2000 | pack | Family Food Pack | | 1,060,000 |
| Sibonga | 2 | | | | | | 4,111,776 |
| | | DSWD | 3000 | pack | Family Food Pack | | 1,590,000 |
| | | DSWD | 1712 | kit | Hygiene kit | | 2,521,776 |
| Talisay | 1 | | | | | | 530,000 |
| | | DSWD | 1000 | pack | Family Food Pack | | 530,000 |
| NEGROS ORIENTAL | 15 | | | | | | 17,422,690 |
| Ayungon | 1 | | | | | | 1,060,000 |
| | | DSWD | 2000 | pack | Family Food Pack | | 1,060,000 |
| Bacong | 1 | | | | | | 397,500 |
| | | DSWD | 750 | pack | Family Food Pack | | 397,500 |
| Bais | 1 | | | | | | 530,000 |
| | | DSWD | 1000 | pack | Family Food Pack | | 530,000 |
| Basay | 1 | | | | | | 901,000 |
| | | DSWD | 1700 | pack | Family Food Pack | | 901,000 |
| Bayawan (Tulong) | 1 | | | | | | 434,070 |
| | | DSWD | 819 | pack | Family Food Pack | | 434,070 |
| Bindoy (Payabon) | 1 | | | | | | 1,484,000 |
| | | DSWD | 2800 | pack | Family Food Pack | | 1,484,000 |
| Canlaon | 1 | | | | | | 1,431,000 |
| | | DSWD | 2700 | pack | Family Food Pack | | 1,431,000 |
| Guihulngan | 1 | | | | | | 1,327,120 |
| | | DSWD | 2504 | pack | Family Food Pack | | 1,327,120 |
| Jimalalud | 1 | | | | | | 901,000 |
| | | DSWD | 1700 | pack | Family Food Pack | | 901,000 |
| La Libertad | 1 | | | | | | 1,961,000 |

| REGION PROVINCE CITY /MUNICIPALITY BARANGAY | | SOURCE | QUANTITY | UNIT | TYPE | PARTICULARS | COST(PHP) |
|---|-----------|--------|----------|-------|------------------|-------------|----------------------|
| | | DSWD | 3700 | pack | Family Food Pack | | 1,961,000 |
| Mabinay | 1 | | | | | | 901,000 |
| | | DSWD | 1700 | pack | Family Food Pack | | 901,000 |
| Manjuyod | 1 | | | | | | 2,120,000 |
| | | DSWD | 4000 | pack | Family Food Pack | | 2,120,000 |
| Pamplona | 1 | | | | | | 1,060,000 |
| | | DSWD | 2000 | pack | Family Food Pack | | 1,060,000 |
| Siaton | 1 | | | | | | 1,590,000 |
| | | DSWD | 3000 | pack | Family Food Pack | | 1,590,000 |
| Tayasan | 1 | | | | | | 1,325,000 |
| | | DSWD | 2500 | pack | Family Food Pack | | 1,325,000 |
| REGION 8 | 38 | | | | | | 53,328,519.46 |
| SAMAR | 1 | | | | | | 127,504 |
| Santa Rita | 1 | | | | | | 127,504 |
| | | LGU | 462 | packs | Family Food Pack | | 127,504 |
| EASTERN SAMAR | 1 | | | | | | 513,090 |
| Mercedes | 1 | | | | | | 513,090 |
| | | DSWD | 1000 | packs | Family Food Pack | | 513,090 |
| LEYTE | 13 | | | | | | 9,071,552.59 |
| Tacloban | 1 | | | | | | 1,282,725 |
| | | DSWD | 2500 | packs | Family Food Pack | | 1,282,725 |
| Dulag | 4 | | | | | | 605,244.85 |
| | | DSWD | 1000 | packs | Family Food Pack | | 511,756.85 |
| | | DSWD | 32 | units | Hygiene kit | | 47,152 |
| | | DSWD | 32 | units | Kitchen kits | | 24,256 |
| | | DSWD | 32 | units | Sleeping kits | | 22,080 |
| Abuyog | 1 | | | | | | 1,520,225 |
| | | DSWD | 3000 | packs | Family Food Pack | | 1,520,225 |
| Bato | 1 | | | | | | 1,282,725 |
| | | DSWD | 2500 | packs | Family Food Pack | | 1,282,725 |
| Hilongos | 1 | | | | | | 1,023,421 |
| | | DSWD | 2000 | packs | Family Food Pack | | 1,023,421 |
| Hindang | 1 | | | | | | 769,635 |
| | | DSWD | 1500 | packs | Family Food Pack | | 769,635 |
| Inopacan | 1 | | | | | | 769,635 |

| REGION PROVINCE CITY /MUNICIPALITY BARANGAY | | SOURCE | QUANTITY | UNIT | TYPE | PARTICULARS | COST(PHP) |
|---|-----------|--------|----------|-------|------------------|-------------|----------------------|
| | | DSWD | 1500 | packs | Family Food Pack | | 769,635 |
| Javier (Bugho) | 1 | | | | | | 791,761.74 |
| | | DSWD | 1518 | packs | Family Food Pack | | 791,761.74 |
| Mahaplag | 1 | | | | | | 513,090 |
| | | DSWD | 1000 | packs | Family Food Pack | | 513,090 |
| Matalom | 1 | | | | | | 513,090 |
| | | DSWD | 1000 | packs | Family Food Pack | | 513,090 |
| SOUTHERN LEYTE | 23 | | | | | | 43,616,372.87 |
| Anahawan | 1 | | | | | | 1,943,715 |
| | | DSWD | 3100 | packs | Family Food Pack | | 1,943,715 |
| Bontoc | 1 | | | | | | 1,934,639.7 |
| | | DSWD | 3400 | packs | Family Food Pack | | 1,934,639.7 |
| Hinunangan | 1 | | | | | | 3,003,759 |
| | | DSWD | 5500 | packs | Family Food Pack | | 3,003,759 |
| Hinundayan | 1 | | | | | | 1,912,286.43 |
| | | DSWD | 3727 | packs | Family Food Pack | | 1,912,286.43 |
| Libagon | 1 | | | | | | 1,783,379 |
| | | DSWD | 3100 | packs | Family Food Pack | | 1,783,379 |
| Liloan | 1 | | | | | | 2,354,187 |
| | | DSWD | 3900 | packs | Family Food Pack | | 2,354,187 |
| Limasawa | 2 | | | | | | 3,633,748 |
| | | DSWD | 2200 | packs | Family Food Pack | | 1,128,798 |
| | | DSWD | 1700 | units | Hygiene kit | | 2,504,950 |
| Maasin | 1 | | | | | | 1,927,115 |
| | | DSWD | 3500 | PACKS | Family Food Pack | | 1,927,115 |
| Macrohon | 1 | | | | | | 1,905,955.44 |
| | | DSWD | 3416 | PACKS | Family Food Pack | | 1,905,955.44 |
| Malitbog | 1 | | | | | | 1,057,565.68 |
| | | DSWD | 2102 | PACKS | Family Food Pack | | 1,057,565.68 |
| Padre Burgos | 2 | | | | | | 2,014,159.55 |
| | | DSWD | 2495 | packs | Family Food Pack | | 1,424,759.55 |
| | | DSWD | 400 | units | Hygiene kit | | 589,400 |
| Pintuyan | 1 | | | | | | 2,334,874.4 |
| | | DSWD | 3760 | packs | Family Food Pack | | 2,334,874.4 |
| Saint Bernard | 2 | | | | | | 3,630,013.5 |

| REGION PROVINCE CITY /MUNICIPALITY BARANGAY | | SOURCE | QUANTITY | UNIT | TYPE | PARTICULARS | COST(PHP) |
|---|----------|--------|----------|-------|-------------------|-------------|----------------------|
| | | DSWD | 6150 | packs | Family Food Pack | | 3,201,225 |
| | | DSWD | 291 | units | Hygiene kit | | 428,788.5 |
| San Francisco | 1 | | | | | | 2,531,396 |
| | | DSWD | 4100 | packs | Family Food Pack | | 2,531,396 |
| San Juan (Cabalian) | 2 | | | | | | 2,516,191.16 |
| | | DSWD | 3024 | packs | Family Food Pack | | 1,926,791.16 |
| | | DSWD | 400 | units | Hygiene kit | | 589,400 |
| San Ricardo | 1 | | | | | | 2,443,985.88 |
| | | DSWD | 4032 | packs | Family Food Pack | | 2,443,985.88 |
| Silago | 1 | | | | | | 1,209,866.22 |
| | | DSWD | 2358 | packs | Family Food Pack | | 1,209,866.22 |
| Sogod | 1 | | | | | | 3,168,722 |
| | | DSWD | 5800 | packs | Family Food Pack | | 3,168,722 |
| Tomas Oppus | 1 | | | | | | 2,310,813.91 |
| | | DSWD | 4299 | packs | Family Food Pack | | 2,310,813.91 |
| REGION 10 | 8 | | | | | | 21,849,485.92 |
| MISAMIS ORIENTAL | 4 | | | | | | 5,972,034 |
| Cagayan de Oro | 2 | | | | | | 792,630 |
| | | DSWD | | | without breakdown | | 697,820 |
| | | OCD | | | without breakdown | | 94,810 |
| No breakdown | 2 | | | | | | 5,179,404 |
| | | DSWD | | | Without breakdown | | 3,534,476 |
| | | OCD | | | without breakdown | | 1,644,928 |
| LANAO DEL NORTE | 1 | | | | | | 9,366,668.92 |
| No breakdown | 1 | | | | | | 9,366,668.92 |
| | | DSWD | | | Without breakdown | | 9,366,668.92 |
| CAMIGUIN | 1 | | | | | | 1,631,100 |
| No breakdown | 1 | | | | | | 1,631,100 |
| | | OCD | | | Without breakdown | | 1,631,100 |
| BUKIDNON | 2 | | | | | | 4,879,683 |
| No breakdown | 2 | | | | | | 4,879,683 |
| | | DSWD | | | Without breakdown | | 4,711,550 |
| | | OCD | | | without breakdown | | 168,133 |
| REGION 11 | 1 | | | | | | 593,750 |
| DAVAO DE ORO | 1 | | | | | | 593,750 |

| REGION PROVINCE CITY /MUNICIPALITY BARANGAY | | SOURCE | QUANTITY | UNIT | TYPE | PARTICULARS | COST(PHP) |
|---|------------|--------|----------|-------|------------------|-------------------|-----------------------|
| No breakdown | 1 | | | | | | 593,750 |
| | | DSWD | 1250 | packs | Family Food Pack | | 593,750 |
| CARAGA | 142 | | | | | | 127,949,588.56 |
| AGUSAN DEL NORTE | 10 | | | | | | 14,865,094.5 |
| Buenavista | 2 | | | | | | 236,415 |
| | 1 | DSWD | | | | Without breakdown | 119,736 |
| | | LGU | | | | Without breakdown | 116,679 |
| Jabonga | 2 | | | | | | 2,660,000 |
| | 1 | LGU | | | | Without breakdown | 2,000,000 |
| | | NGO | | | | No breakdown | 660,000 |
| Kitcharao | 3 | | | | | | 2,598,407.5 |
| | | DSWD | | | | No breakdown | 116,145 |
| | | LGU | | | | No breakdown | 1,818,000 |
| | | NGO | | | | No breakdown | 664,262.5 |
| Remedios T. Romualdez | 2 | | | | | | 8,160,000 |
| | 1 | LGU | | | | Without breakdown | 2,700,000 |
| | | NGO | | | | Without breakdown | 5,460,000 |
| Tubay | 1 | | | | | | 1,210,272 |
| | | LGU | | | | No breakdown | 1,210,272 |
| BUTUAN CITY | 1 | | | | | | 3,314,350 |
| Butuan | 1 | | | | | | 3,314,350 |
| | 1 | LGU | | | | Without breakdown | 3,314,350 |
| AGUSAN DEL SUR | 2 | | | | | | 1,707,698.2 |
| Sibagat | 1 | | | | | | 1,160,662 |
| | 1 | LGU | | | | Without breakdown | 1,160,662 |
| Trento | 1 | | | | | | 547,036.2 |
| | 1 | LGU | | | | Without breakdown | 547,036.2 |
| SURIGAO DEL NORTE | 112 | | | | | | 73,888,304.28 |
| Alegria | 1 | | | | | | 263,902.79 |
| | | DSWD | | | | Without breakdown | 263,902.79 |
| Bacuag | 2 | | | | | | 5,343,219.93 |
| | | DSWD | | | | Without breakdown | 3,284,525.61 |
| | | LGU | | | | Without breakdown | 2,058,694.32 |
| Burgos | 1 | | | | | | 1,226,902.23 |
| | | DSWD | | | | Without breakdown | 1,226,902.23 |

| REGION PROVINCE CITY /MUNICIPALITY BARANGAY | | SOURCE | QUANTITY | UNIT | TYPE | PARTICULARS | COST(PHP) |
|---|----|--------|----------|------|-------------------|-------------|--------------|
| Dapa | 1 | | | | | | 2,770,872 |
| | | DSWD | | | Without breakdown | | 2,770,872 |
| Del Carmen | 1 | | | | | | 2,698,940 |
| | | DSWD | | | Without breakdown | | 2,698,940 |
| Mainit | 2 | | | | | | 5,198,735 |
| | | DSWD | | | Without breakdown | | 3,098,735 |
| | | LGU | | | No breakdown | | 2,100,000 |
| Malimono | 2 | | | | | | 3,474,742.5 |
| | | DSWD | | | Without breakdown | | 2,934,992.5 |
| | | NGO | | | No breakdown | | 539,750 |
| Pilar | 1 | | | | | | 1,940,440 |
| | | DSWD | | | Without breakdown | | 1,940,440 |
| San Benito | 1 | | | | | | 2,140,895.73 |
| | | DSWD | | | Without breakdown | | 2,140,895.73 |
| San Francisco (Anao-Aon) | 2 | | | | | | 4,371,825.43 |
| | | DSWD | | | Without breakdown | | 3,690,608.75 |
| | | NGO | | | No breakdown | | 681,216.68 |
| San Isidro | 1 | | | | | | 1,761,611.5 |
| | | DSWD | | | Without breakdown | | 1,761,611.5 |
| Santa Monica (Sapao) | 1 | | | | | | 1,896,270.05 |
| | | DSWD | | | Without breakdown | | 1,896,270.05 |
| Sison | 1 | | | | | | 2,390,900 |
| | | DSWD | | | Without breakdown | | 2,390,900 |
| Socorro | 1 | | | | | | 4,159,180.39 |
| | | DSWD | | | Without breakdown | | 4,159,180.39 |
| Surigao City | 1 | | | | | | 4,579,224.7 |
| | | DSWD | | | Without breakdown | | 4,579,224.7 |
| Tagana-an | 2 | | | | | | 1,655,600 |
| | | DSWD | | | Without breakdown | | 1,138,100 |
| | | LGU | | | No breakdown | | 517,500 |
| Tubod | 3 | | | | | | 3,799,064.83 |
| | | DSWD | | | Without breakdown | | 294,164.83 |
| | | LGU | | | Without breakdown | | 3,054,900 |
| | | NGO | | | Without breakdown | | 450,000 |
| No breakdown | 81 | | | | | | 0 |

| REGION PROVINCE CITY /MUNICIPALITY BARANGAY | | SOURCE | QUANTITY | UNIT | TYPE | PARTICULARS | COST(PHP) |
|---|--|---|----------|-----------|------------------|---|-----------|
| | | GMA Kapuso Foundation | 1000 | packs | Family Food Pack | 2 kilo rice, 5 packs noodles, 4 cans sardines | 0 |
| | | eLim Agricultural Supplies | 200 | cases | Canned Goods | Star Meat Loaf 48/150 grams, Star Beef Loaf x3 16/150g, Bongga Carne Norte Hot & Spicy 150g x48, Bongga Beef Loaf 150g x 48 , Star Corned Beed Chunky Chiz 45/ 150g | 0 |
| | | Clark D. Ricalde & Company | 22 | boxes | Canned Goods | Canned goods, water, lights | 0 |
| | | Clark D. Ricalde & Company | 54 | sacks | Rice | Rice (10 kls., 5 kls., 50 kls) | 0 |
| | | Philippine Relief and Development Services Inc. | 25 | sacks | Rice | Premium Rice | 0 |
| | | Philippine Relief and Development Services Inc. | 10 | pcs | Canned Goods | Sardines | 0 |
| | | Philippine Relief and Development Services Inc. | 5 | kilograms | Food | Corned Beef, Daing and Monggo | 0 |
| | | Philippine Relief and Development Services Inc. | 1 | tray | Food | Egg | 0 |
| | | Philippine Relief and Development Services Inc. | 1 | pack | Food | Biscuit | 0 |
| | | Philippine Relief and Development Services Inc. | 1 | kilogram | Cooking Oil | Cooking Oil | 0 |
| | | MBT Farm Multipurpose Cooperative | 6000 | sacks | Rice | Rice (Kohaku) | 0 |
| | | MBT Farm Multipurpose Cooperative | 60000 | pcs | Canned goods | | 0 |
| | | MBT Farm Multipurpose Cooperative | 60000 | pcs | Noodles | | 0 |
| | | PASA-HOPE DIGITAL MARKETING SERVICES (Care of Sen. Kiko Pangilinan) | 150 | bags | Rice | | 0 |
| | | Coca-Cola Beverages Phil., Inc. | 550 | cases | water | 1 liter Wilkins Bottle (12 pcs/ case) | 0 |

| REGION PROVINCE CITY /MUNICIPALITY BARANGAY | | SOURCE | QUANTITY | UNIT | TYPE | PARTICULARS | COST(PHP) |
|---|--|---|----------|---------|------------------|---|-----------|
| | | PLDT-SMART Foundation, Inc. | 500 | packs | Family Food Pack | 1 pack Biscuit (Rebisco), 5 sachets Coffee, 3 sachets Milo, 1 can Corned Beef, 2 cans Sardines per pack | 0 |
| | | BBM c/o Mr. Henry Cagascas | 136 | boxes | Goods | Sardines 100s, Coffee 3in1, noodles, powdered milk, Karne Norte, meat loaf, Tuna | 0 |
| | | BBM c/o Mr. Henry Cagascas | 49 | sacks | Rice | | 0 |
| | | BBM c/o Mr. Henry Cagascas | 20 | packs | Eco Bag | | 0 |
| | | Justice, Peace, and Integrity of Creation - Integrated Development center | 45 | sacks | Rice | | 0 |
| | | Justice, Peace, and Integrity of Creation - Integrated Development center | 190 | pcs | water | 6.6L + 4 L drinking water | 0 |
| | | Justice, Peace, and Integrity of Creation - Integrated Development center | 800 | pcs | goods | Noodles, sardines and biscuits | 0 |
| | | Justice, Peace, and Integrity of Creation - Integrated Development center | 10 | packs | Family Food Pack | | 0 |
| | | Office of the Vice President | 1212 | pcs | Canned Goods | Century Tuna Flakes in Oil and Argentina Corned Beef | 0 |
| | | Office of the Vice President | 948 | cartons | Assorted goods | Rebisco Crackers, Magic Flakes, Sky Flakes, Energen, Fita Crackers, Purified Water, Lucky Me Pancit Canton | 0 |
| | | Sen. Miguel Zubiri | 150 | sacks | rice | | 0 |
| | | Sumpay Mindanao Inc./Caritas Germany | 67 | packs | Family Food Pack | 6 Noodles, 3 Tinapa, 2 Mineral water (500ml), Coffee, Alcohol, 1 Box Face mask (50s), Bath soap, 1 pack biscuit | 0 |
| | | Nickel Asia | 2100 | sacks | Rice | Rice (50kgs) | 0 |
| | | Ayala Foundation & Globe Telecom | 500 | packs | Family Food Pack | | 0 |
| | | Ayala Foundation & Globe Telecom | 544 | sacks | rice | Rice (5kgs) | 0 |

| REGION PROVINCE CITY /MUNICIPALITY BARANGAY | | SOURCE | QUANTITY | UNIT | TYPE | PARTICULARS | COST(PHP) |
|---|--|--|----------|------------|------------------|--|-----------|
| | | Ayala Foundation & Globe Telecom | 75 | drum | Diesel | Diesel for Globe Cellsites | 0 |
| | | Ayala Foundation & Globe Telecom | 5 | units | Genset | Genset | 0 |
| | | TMC | 25 | sacks | Rice | | 0 |
| | | TMC | 108 | boxes | Assorted goods | 45 Sardines 155 g 100's and 63 Lucky me beef noodles | 0 |
| | | Cong. Alvarez | 218 | sacks | rice | Rice (50kgs) | 0 |
| | | Gokongwei Brothers Foundation | 83 | cases | water | Refresh Mineral Water 1000mL x 12 | 0 |
| | | Gokongwei Brothers Foundation | 97 | packs | Assorted goods | MF Premium Cracker (10 + 1), Great Taste Choco Twin Pack 50g x 10 x24 and Payless Okkk Xtra Big Calamansi 130 x 48 | 0 |
| | | Operation Blessing Foundation Phil., Inc. | 500 | packs | Family Food Pack | 5 kilos rice, 5 noodles, 6 canned goods, 5 sachets coffee, 5 sachets Milo | 0 |
| | | Operation Blessing Foundation Phil., Inc. | 500 | pcs | Mats | | 0 |
| | | Operation Blessing Foundation Phil., Inc. | 500 | pcs | Blanket | | 0 |
| | | Golden Tara Eagles Club | 20 | containers | water | Mineral Water | 0 |
| | | Golden Tara Eagles Club | 4 | sacks | Used clothing | | 0 |
| | | Alsa Bisaya, Tau Gamma Phi, Pi Gamma Phi, Y4DC, BMLP | 47 | sacks | rice | rice (10 packs of 5 kilos) | 0 |
| | | Alsa Bisaya, Tau Gamma Phi, Pi Gamma Phi, Y4DC, BMLP | 3 | cartons | canned goods | canned goods x 100 | 0 |
| | | Alsa Bisaya, Tau Gamma Phi, Pi Gamma Phi, Y4DC, BMLP | 5 | boxes | noodles | noodles (pancit canton) x 72 | 0 |
| | | UNICEF c/o DOH Caraga | 1000 | bundles | Hygiene kit | Hygiene Kit, jerry cans and water disinfectant | 0 |
| | | Navara Republik | 50 | boxes | water | Nature's Spring 6L | 0 |
| | | Navara Republik | 100 | packs | Family Food Pack | | 0 |
| | | Navara Republik | 750 | packs | Assorted goods | 150 Young Chow 5kg, 100 Rebisco Sandwich, 200 Milo, 200 Nestle Coffee, 100 Quacker Oats | 0 |

| REGION PROVINCE CITY /MUNICIPALITY BARANGAY | | SOURCE | QUANTITY | UNIT | TYPE | PARTICULARS | COST(PHP) |
|---|--|---|----------|------------|-----------------------|--|-----------|
| | | Navara Republik | | | Assorted canned goods | 300 Mega Sardines Red & Green, 100 Argentina Meatloaf, 100 fresca tuna, 200 wow ulam , 100 555 tuna, 200 Luck 7 carne norte | 0 |
| | | Navara Republik | 200 | pcs | Hygiene kit | 100 EQ diaper, 50 Charmee Napkin, 50 Close Up | 0 |
| | | Roger Vale Sevilla | 30 | sacks | rice | rice 50 kg | 0 |
| | | Philippine Relief & Development Services, Inc. | 100 | containers | water | | 0 |
| | | Philippine Relief & Development Services, Inc. | 100 | bags | rice | premium rice 25kg | 0 |
| | | Philippine Relief & Development Services, Inc. | 100 | packs | Family Food Pack | 1 kg dried fish, 1 liter cooking oil, 1 kg monggo, 2 loaves bread, 1 pack skyflakes, 10 can sardines | 0 |
| | | Desmark Marketing, San Lorenzo Ruiz Community & Ladies Circle | 40 | sacks | Sleeping gear | sleeping mat and towel | 0 |
| | | Desmark Marketing, San Lorenzo Ruiz Community & Ladies Circle | 144 | boxes | water | 34 Absolute water, 90 Nature spring water, 20 Wet water | 0 |
| | | Desmark Marketing, San Lorenzo Ruiz Community & Ladies Circle | 9 | bundles | Assorted used clothes | | 0 |
| | | LIMKITKAI Foundation | 10 | boxes | water | 5 Refresh water and 5 Nature spring water | 0 |
| | | LIMKITKAI Foundation | 14 | boxes | Assorted goods | 3 Gold cup sardines , 10 Quickchow and 1 Udong | 0 |
| | | LIMKITKAI Foundation | 3 | sacks | Assorted goods | 2 sacks salt and 1 sack sugar | 0 |
| | | LIMKITKAI Foundation | 1 | box | Soap | 1 box pride bar | 0 |
| | | Rotary Club of Cagayan de Oro City-East Urban | 621 | bottles | water | 6.6 L bottled water | 0 |
| | | Rotary Club of Cagayan de Oro City-East Urban | 120 | packs | Family Food Pack | 5L bottled water, 2 cans of blue bay tuna, 2 cans of argentina meatloaf, 4 pcs of cup noodles, 2 pcs of bread, 1 bottle of ethyl alcohol | 0 |
| | | Rotary Club of Cagayan de Oro City-East Urban | 120 | bags | rice | 5 kl rice | 0 |

| REGION PROVINCE CITY /MUNICIPALITY BARANGAY | SOURCE | QUANTITY | UNIT | TYPE | PARTICULARS | COST(PHP) |
|---|---|----------|---------|-----------------------|---|-----------|
| | NEDA/ONE-X | 100 | bottles | water | 10L bottled water | 0 |
| | NEDA/ONE-X | 100 | cans | assorted canned goods | | 0 |
| | Daisy Camay-Tagaan | 200 | bottles | water | 6.6L bottled water | 0 |
| | Ferdinand, Cynthia, GingGing Monares, Professor Robert Hawkins & NYU Students | 350 | cases | water | Mineral water | 0 |
| | Kristina Marie J. Martinez | 2 | box | canned goods | | 0 |
| | Anonymous (from Sultan Kudarat) | 200 | pcs | Biscuits | | 0 |
| | Anonymous (from Sultan Kudarat) | 28 | packs | Biscuits | Coco Butternut "12 pcs/pack" | 0 |
| | Anonymous (from Sultan Kudarat) | 72 | bottles | water | Mega value water "350ml" | 0 |
| | TWG & FRIENDS | 375 | cans | canned goods | 125 Gold cup sardines, 125 Fresca Tuna and 125 Star Meat Loaf | 0 |
| | TWG & FRIENDS | 1100 | pcs | Assorted goods | 125 pcs Lucky Me Instant Noodles Beef, 125 pcs Lucky Me Instant Noodles Chicken, 500 pcs Cup noodles, 250 Magic flakes, 100 Nescafe 3-1 cream | 0 |
| | TWG & FRIENDS | 575 | pcs | Hygiene kit | 125 pcs Bioderm Soap, 125 pcs Good Morning Towel, 125 pcs Happy toothpaste, 100 pcs Smart Walk Slippers, 100 pcs Spring Maid toothbrush | 0 |
| | TWG & FRIENDS | 901 | bottles | water | 501 btls Spring (4 ltrs) bottle water (167 cash), 200 btls Spring (1ltr) bottle water, 200 Fuego water | 0 |
| | TWG & FRIENDS | 10 | sacks | old clothes | | 0 |
| | TWG & FRIENDS | 50 | sacks | rice | Rice (5kls) – 50 sacks | 0 |
| | TWG & FRIENDS | 500 | pcs | Frozen goods | Mixed can goods, meat loaf & chicken | 0 |
| | TWG & FRIENDS | | | Assorted goods | 2 cases Nescafe 3-1 orig, 40 cases fita, 119 cases bearbrand, 4 cases Magic flakes, 3 cases 52 Sky Flakes, 5 cases Quick Chow Beef, 2 cases Quick Chow Mami, 2 cases Magic Flakes Jr. | 0 |

| REGION PROVINCE CITY /MUNICIPALITY BARANGAY | | SOURCE | QUANTITY | UNIT | TYPE | PARTICULARS | COST(PHP) |
|---|-----------|--------|----------|------|-------------------|-------------|----------------------|
| Placer | 3 | | | | | | 12,997,170 |
| | | DSWD | | | No breakdown | | 3,466,690 |
| | | LGU | | | No breakdown | | 1,381,480 |
| | | NGO | | | No breakdown | | 8,149,000 |
| Gigaquit | 1 | | | | | | 3,119,935.2 |
| | | DSWD | | | No breakdown | | 3,119,935.2 |
| General Luna | 3 | | | | | | 8,098,872 |
| | | DSWD | | | No breakdown | | 3,513,522 |
| | | LGU | | | No breakdown | | 2,501,100 |
| | | NGO | | | No breakdown | | 2,084,250 |
| SURIGAO DEL SUR | 10 | | | | | | 7,538,604.5 |
| Barobo | 1 | | | | | | 384,789 |
| | | LGU | | | Without breakdown | | 384,789 |
| Bayabas | 1 | | | | | | 1,032,170 |
| | | LGU | | | Without breakdown | | 1,032,170 |
| Carmen | 1 | | | | | | 183,050 |
| | 1 | LGU | | | Without breakdown | | 183,050 |
| Carrascal | 1 | | | | | | 162,265 |
| | | LGU | | | No breakdown | | 162,265 |
| Liangá | 1 | | | | | | 1,232,859 |
| | | DSWD | | | Without breakdown | | 1,232,859 |
| Marihatag | 1 | | | | | | 244,766.5 |
| | 1 | DSWD | | | Without breakdown | | 244,766.5 |
| San Agustin | 1 | | | | | | 540,000 |
| | | LGU | | | No breakdown | | 540,000 |
| San Miguel | 1 | | | | | | 26,565 |
| | 1 | LGU | | | Without breakdown | | 26,565 |
| Tago | 1 | | | | | | 382,140 |
| | 1 | LGU | | | Without breakdown | | 382,140 |
| Tandag | 1 | | | | | | 3,350,000 |
| | | LGU | | | Without breakdown | | 3,350,000 |
| DINAGAT ISLANDS | 7 | | | | | | 26,635,537.08 |
| Basilisa | 1 | | | | | | 4,627,522.55 |
| | | DSWD | | | No breakdown | | 4,627,522.55 |
| Cagdianao | 1 | | | | | | 3,723,669.16 |

| REGION PROVINCE CITY /MUNICIPALITY BARANGAY | | SOURCE | QUANTITY | UNIT | TYPE | PARTICULARS | COST(PHP) |
|---|---|--------|----------|------|--------------|-------------|--------------|
| | | DSWD | | | No breakdown | | 3,723,669.16 |
| Dinagat | 1 | | | | | | 2,632,701.01 |
| | | DSWD | | | No breakdown | | 2,632,701.01 |
| Libjo | 1 | | | | | | 2,670,209.26 |
| | | DSWD | | | No breakdown | | 2,670,209.26 |
| Loreto | 1 | | | | | | 3,187,630.61 |
| | | DSWD | | | No breakdown | | 3,187,630.61 |
| San Jose | 1 | | | | | | 6,084,676.48 |
| | | DSWD | | | No breakdown | | 6,084,676.48 |
| Tubajon | 1 | | | | | | 3,709,128.01 |
| | | DSWD | | | No breakdown | | 3,709,128.01 |